



US00D725477S

(12) **United States Design Patent**
Fugate et al.

(10) **Patent No.:** **US D725,477 S**
(45) **Date of Patent:** **** Mar. 31, 2015**

(54) **BOTTLE**

(75) Inventors: **Hagins Fugate**, Phoenix, AZ (US);
Mark Zerba, Scottsdale, AZ (US);
Mara Michaels, Scottsdale, AZ (US); **J. Tirso Olivares**, Chicago, IL (US)

(73) Assignee: **The Dial Corporation**, Scottsdale, AZ (US)

(**) Term: **14 Years**

(21) Appl. No.: **29/422,940**

(22) Filed: **May 25, 2012**

(51) **LOC (10) Cl.** **09-01**

(52) **U.S. Cl.**
USPC **D9/543**; D9/522; D9/575

(58) **Field of Classification Search**
CPC B65D 1/00; B65D 1/02; B65D 23/00
USPC D9/516, 530, 543, 549, 552, 558, 565,
D9/571, 575; 215/379, 381-383; 220/660,
220/669, 675

See application file for complete search history.

(56) **References Cited**

U.S. PATENT DOCUMENTS

D398,535 S *	9/1998	Henderson et al.	D9/542
D398,536 S *	9/1998	Chan et al.	D9/542
D398,537 S *	9/1998	Henderson et al.	D9/542
D408,290 S *	4/1999	Verdura et al.	D9/543
D408,741 S *	4/1999	Mohary et al.	D9/543
D413,267 S *	8/1999	Mohary	D9/543
D419,074 S *	1/2000	Clarke	D9/523
D440,500 S *	4/2001	Murphy et al.	D9/542
D476,574 S *	7/2003	Beachum et al.	D9/529
D480,004 S *	9/2003	Beachum et al.	D9/529

D486,066 S *	2/2004	Hannen et al.	D9/523
D489,624 S *	5/2004	Beachum et al.	D9/529
D502,648 S *	3/2005	Osip et al.	D9/522
D511,968 S *	11/2005	Boyd	D9/719
D512,317 S *	12/2005	Boyd	D9/719
D512,318 S *	12/2005	Boyd	D9/719
D512,319 S *	12/2005	Boyd	D9/719
D543,859 S *	6/2007	Velazquez et al.	D9/542
D546,190 S *	7/2007	Jones	D9/542
D553,502 S *	10/2007	Toh et al.	D9/530
D605,526 S *	12/2009	Dorn	D9/600
D641,594 S *	7/2011	Huang	D7/629
D642,474 S *	8/2011	Bowers et al.	D9/522
D645,752 S *	9/2011	True et al.	D9/516
D684,063 S *	6/2013	True et al.	D9/542
RE45,022 E *	7/2014	Graham et al.	D9/540
2004/0232023 A1 *	11/2004	Bansal et al.	206/427

* cited by examiner

Primary Examiner — Ian Simmons

Assistant Examiner — Dana L Meyrow

(74) *Attorney, Agent, or Firm* — David K. Benson

(57) **CLAIM**

The ornamental design for a bottle, as shown and described.

DESCRIPTION

FIG. 1 is an upper perspective view of a bottle embodying our new design;

FIG. 2 is a front elevation view thereof;

FIG. 3 is a rear elevation view thereof;

FIG. 4 is a right side elevation view thereof;

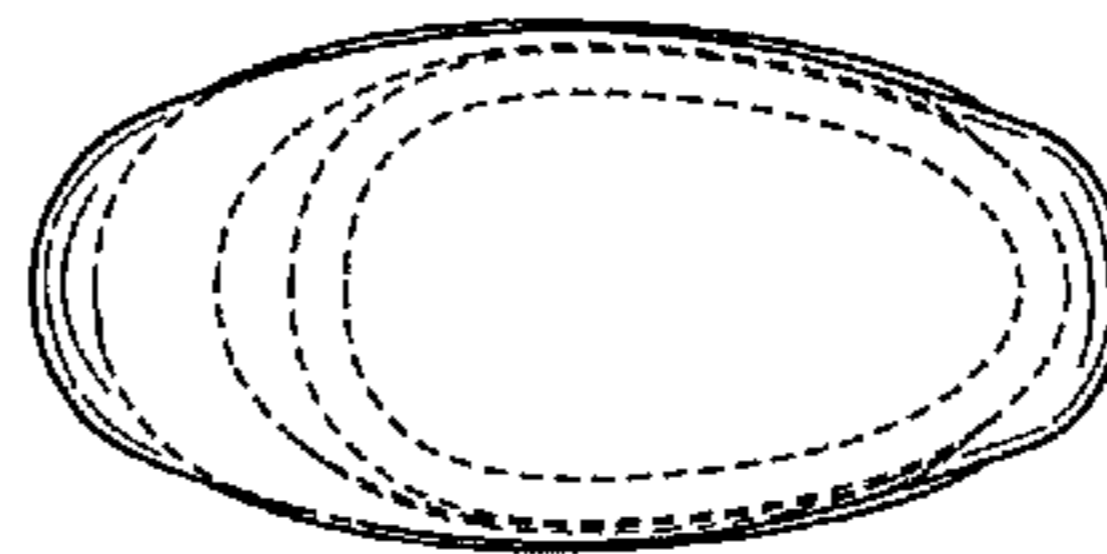
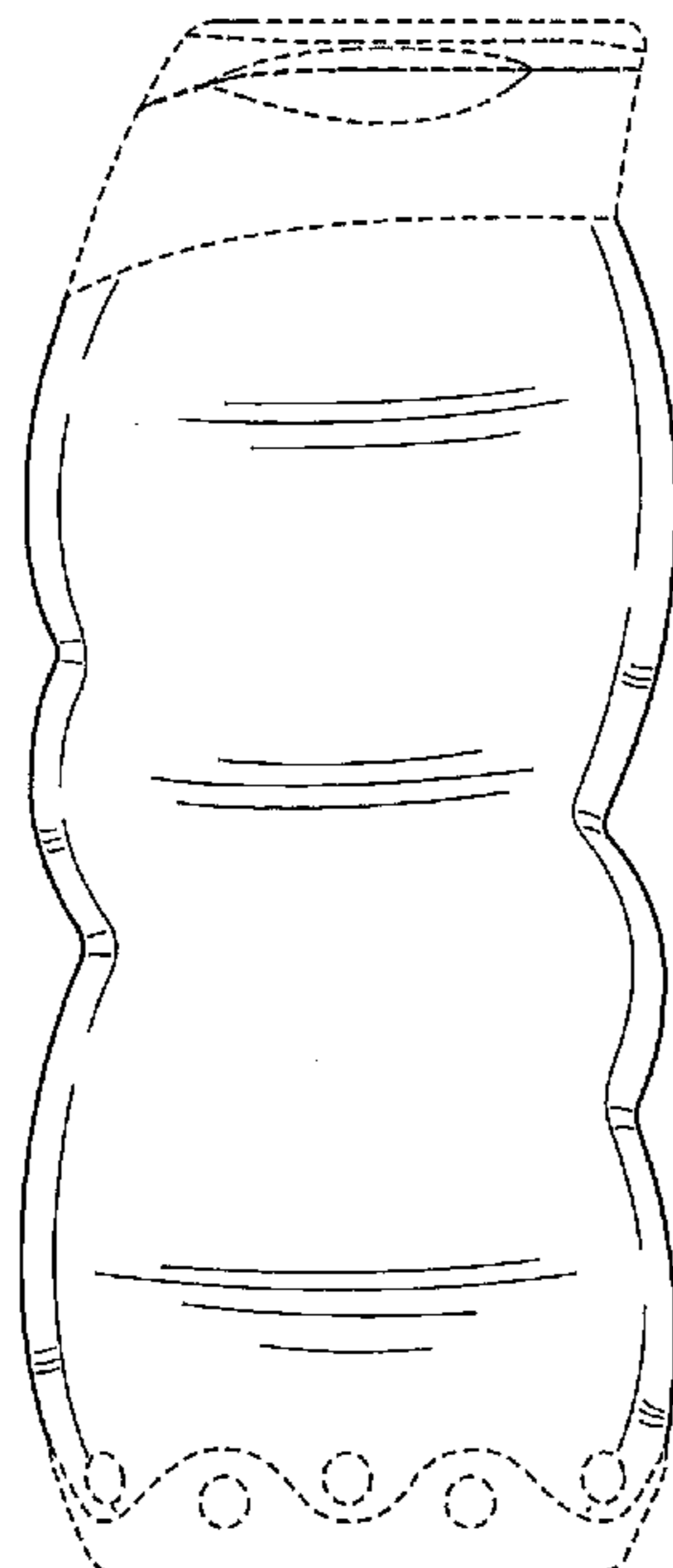
FIG. 5 is a left side elevation view thereof;

FIG. 6 is a top plan view thereof; and,

FIG. 7 is a bottom plan view thereof.

The broken lines in the drawings illustrate the portions of the design that form no part of the claim.

1 Claim, 5 Drawing Sheets



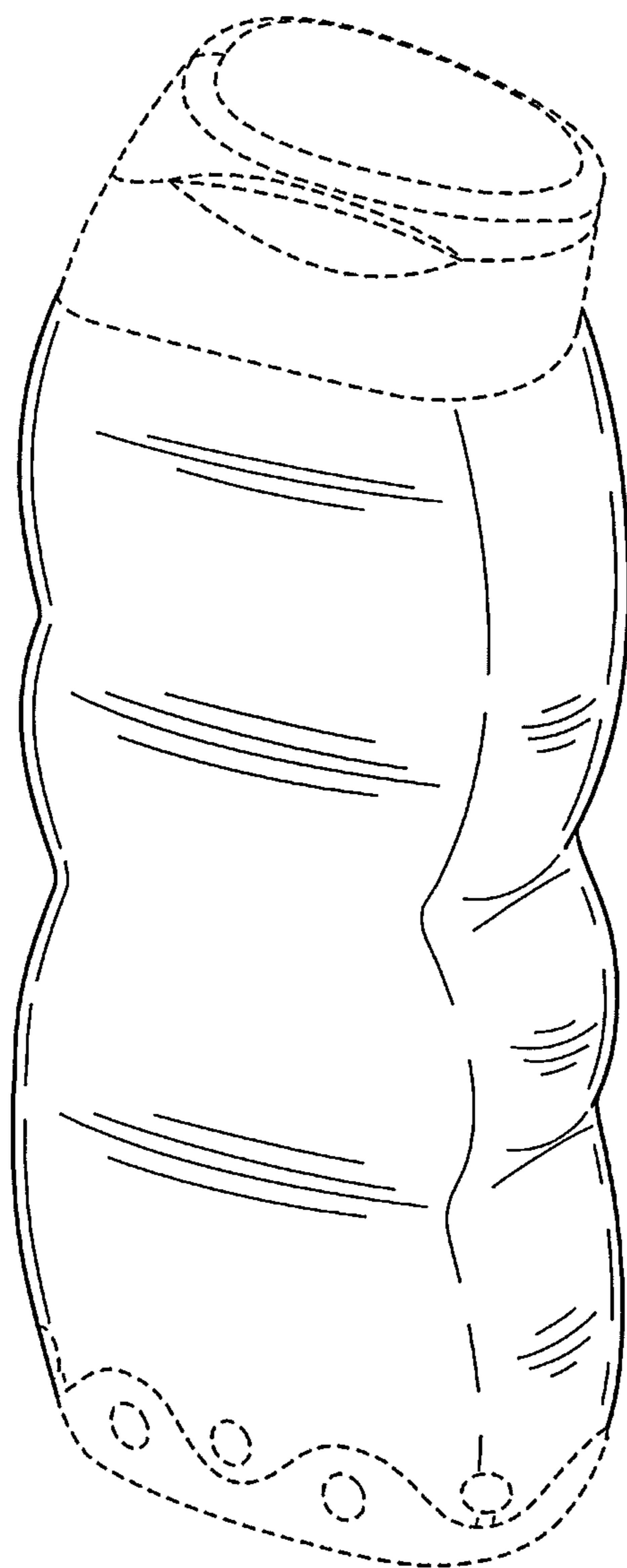


FIG.1

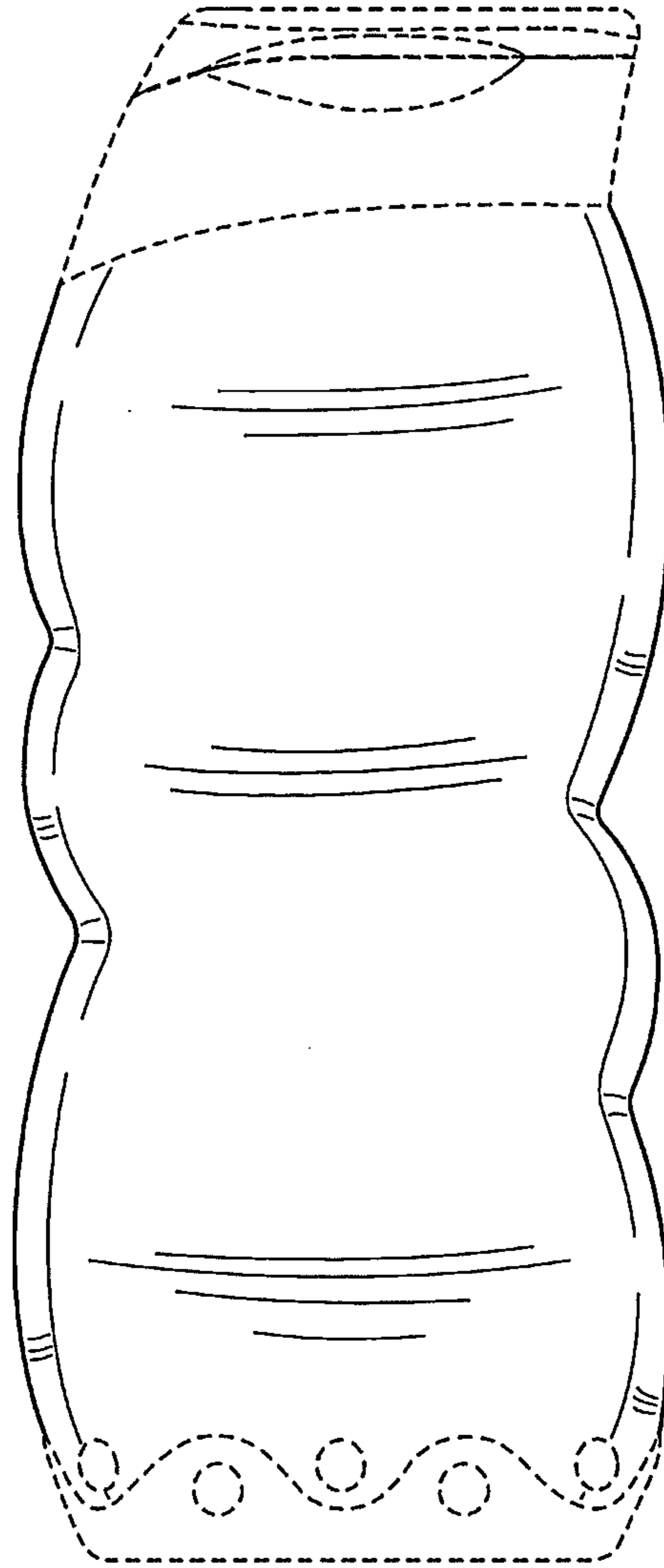


FIG.2

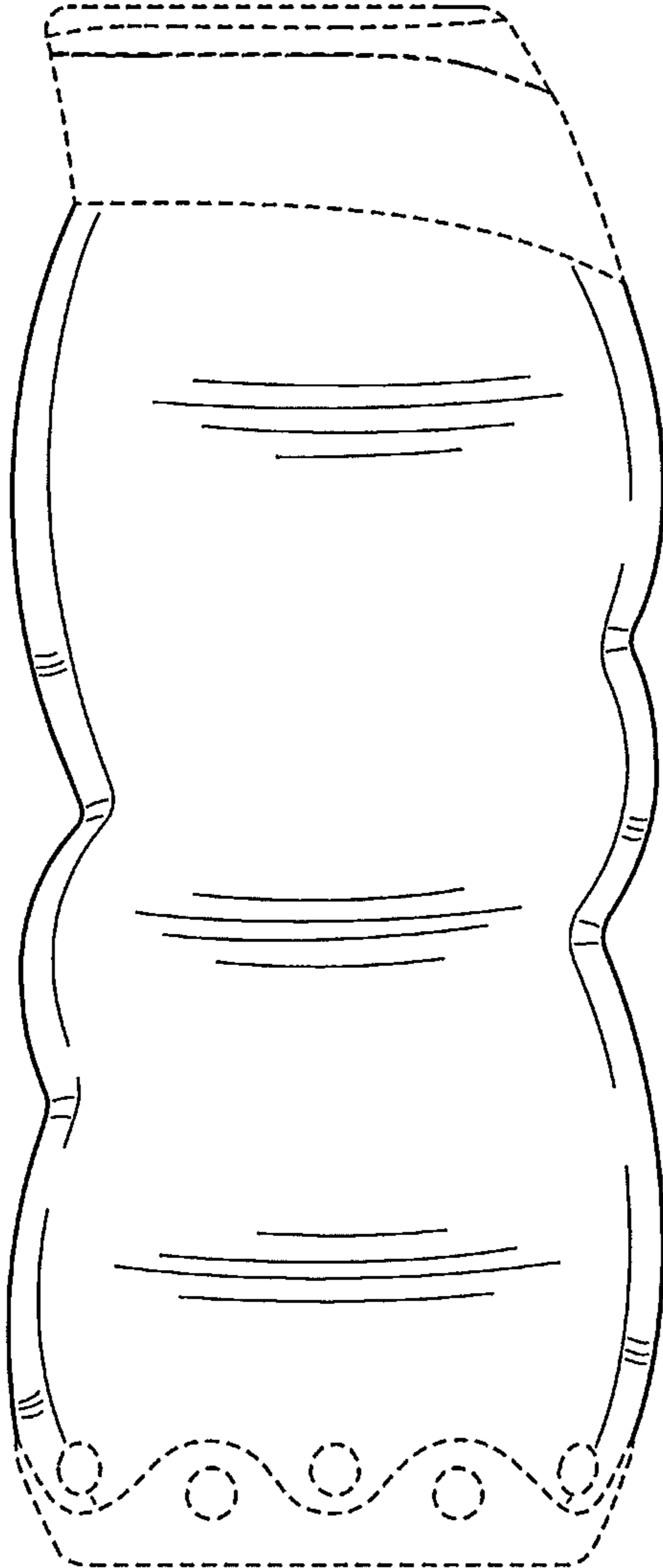


FIG.3

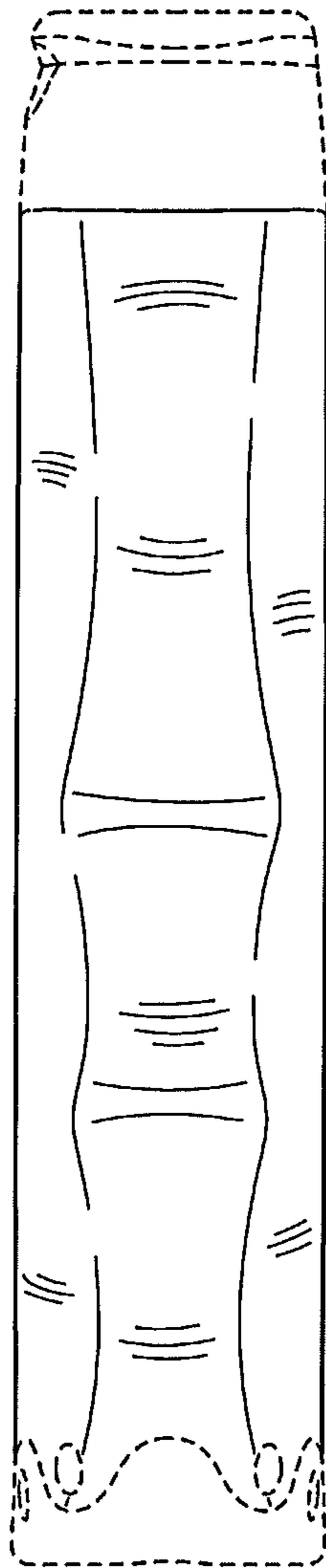


FIG. 4

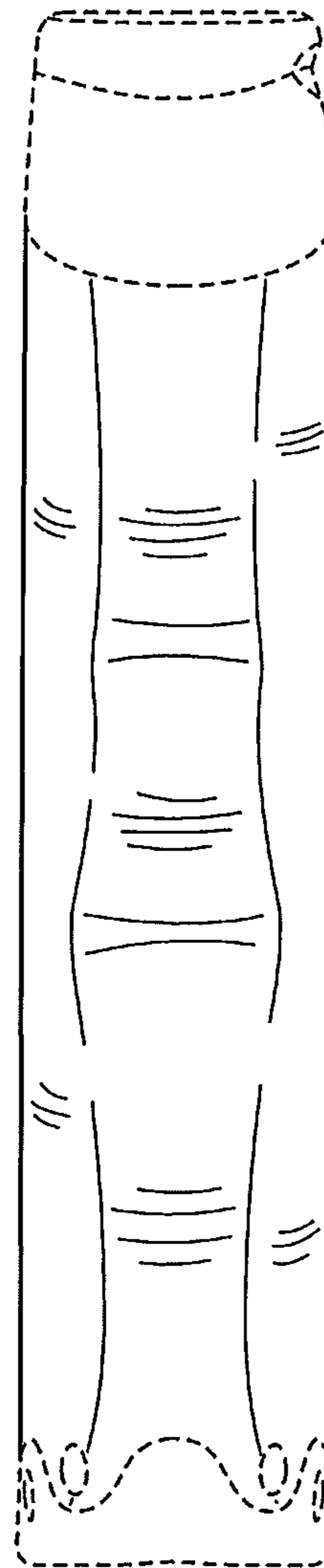


FIG. 5

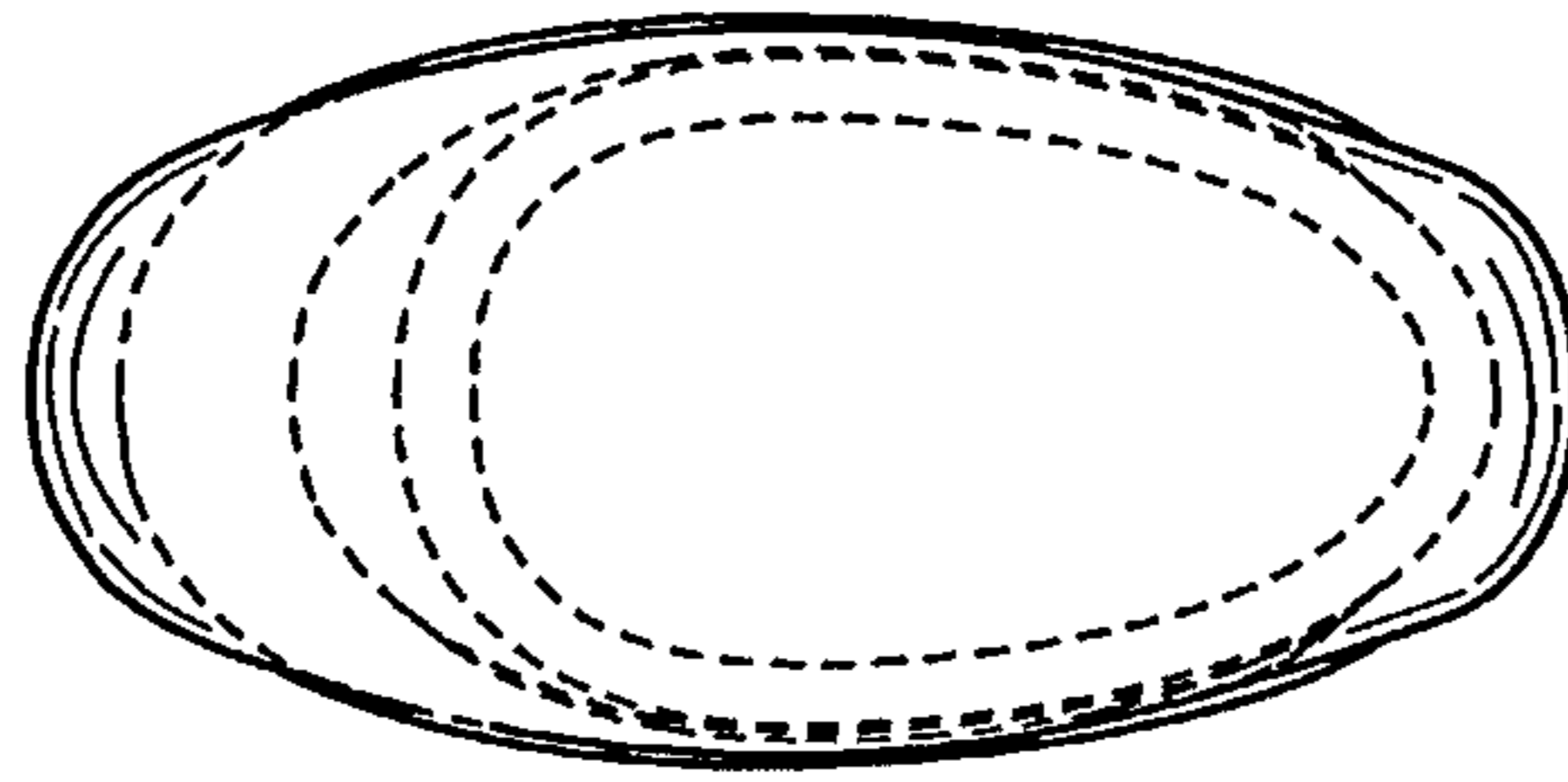


FIG. 6

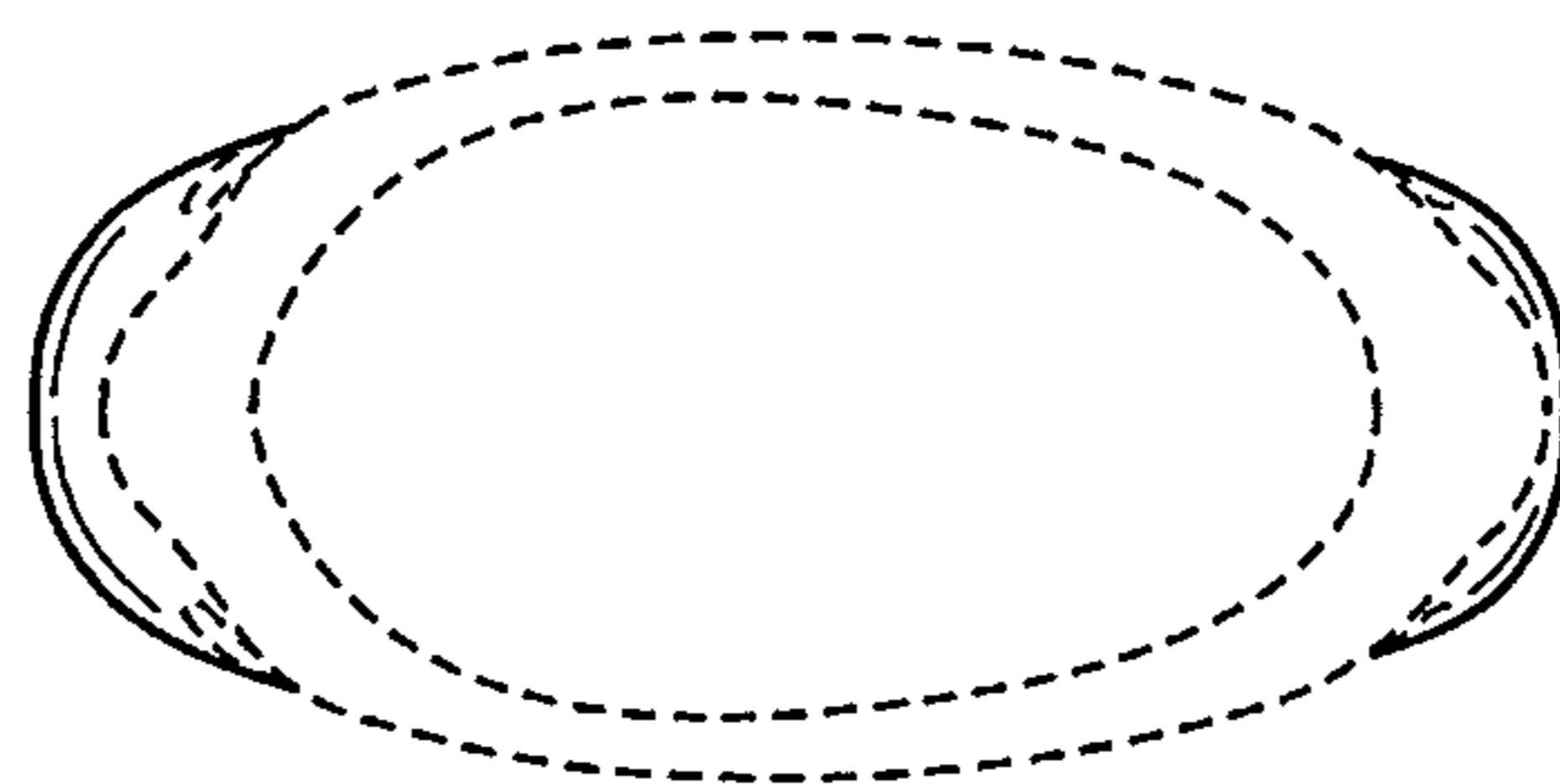


FIG. 7