



US00D725459S

(12) **United States Design Patent**  
**Schulz**

(10) **Patent No.:** **US D725,459 S**  
(45) **Date of Patent:** **\*\* Mar. 31, 2015**

(54) **CASTER**

(71) Applicant: **STEINCO Paul vom Stein GmbH,**  
Wermelskirchen (DE)

(72) Inventor: **Guenther Schulz,** Remscheid (DE)

(73) Assignee: **STEINCO Paul vom Stein GmbH,**  
Wermelskirchen (DE)

(\*\*) Term: **14 Years**

(21) Appl. No.: **29/487,540**

(22) Filed: **Apr. 9, 2014**

(30) **Foreign Application Priority Data**

Oct. 10, 2013 (EP) ..... 001386643

(51) **LOC (10) Cl.** ..... **08-05**

(52) **U.S. Cl.**  
USPC ..... **D8/375**

(58) **Field of Classification Search**

CPC ..... B60B 33/0002; B60B 33/0049; B60B  
33/0042; B60B 33/0068; B60B 33/0057;  
B60B 33/0073; B60B 33/0028; B60B  
33/0039; B60B 33/021; B60B 33/00; B60B  
33/0005; B60B 33/0018; B60B 33/0007;  
B60B 33/0023

USPC ..... D8/375, 374, 382, 354; D24/183;  
D12/19; 16/31 R, 18 R, 29, 35 D, 35 R,  
16/37, 45; D3/318; D34/27

See application file for complete search history.

(56) **References Cited**

U.S. PATENT DOCUMENTS

D288,287 S *	2/1987	Screen .....	D8/375
D313,342 S *	1/1991	Screen .....	D8/375
D319,384 S *	8/1991	Lange .....	D8/375
D460,346 S *	7/2002	Screen et al. ....	D8/375
D561,015 S *	2/2008	Brodbeck .....	D8/375
D576,868 S *	9/2008	Minamiura .....	D8/375
D593,400 S *	6/2009	Jones et al. ....	D8/375
D637,069 S *	5/2011	Venne .....	D8/375
D639,149 S *	6/2011	Schioppa .....	D8/375
D662,401 S *	6/2012	Lin et al. ....	D8/375

\* cited by examiner

*Primary Examiner* — Robert M Spear

*Assistant Examiner* — Eliza Bennett-Hattan

(74) *Attorney, Agent, or Firm* — Von Rohrscheidt Patents

(57) **CLAIM**

The ornamental design for a caster, as shown and described.

**DESCRIPTION**

FIG. 1 illustrates a right side view of an embodiment of the  
caster showing the new design.

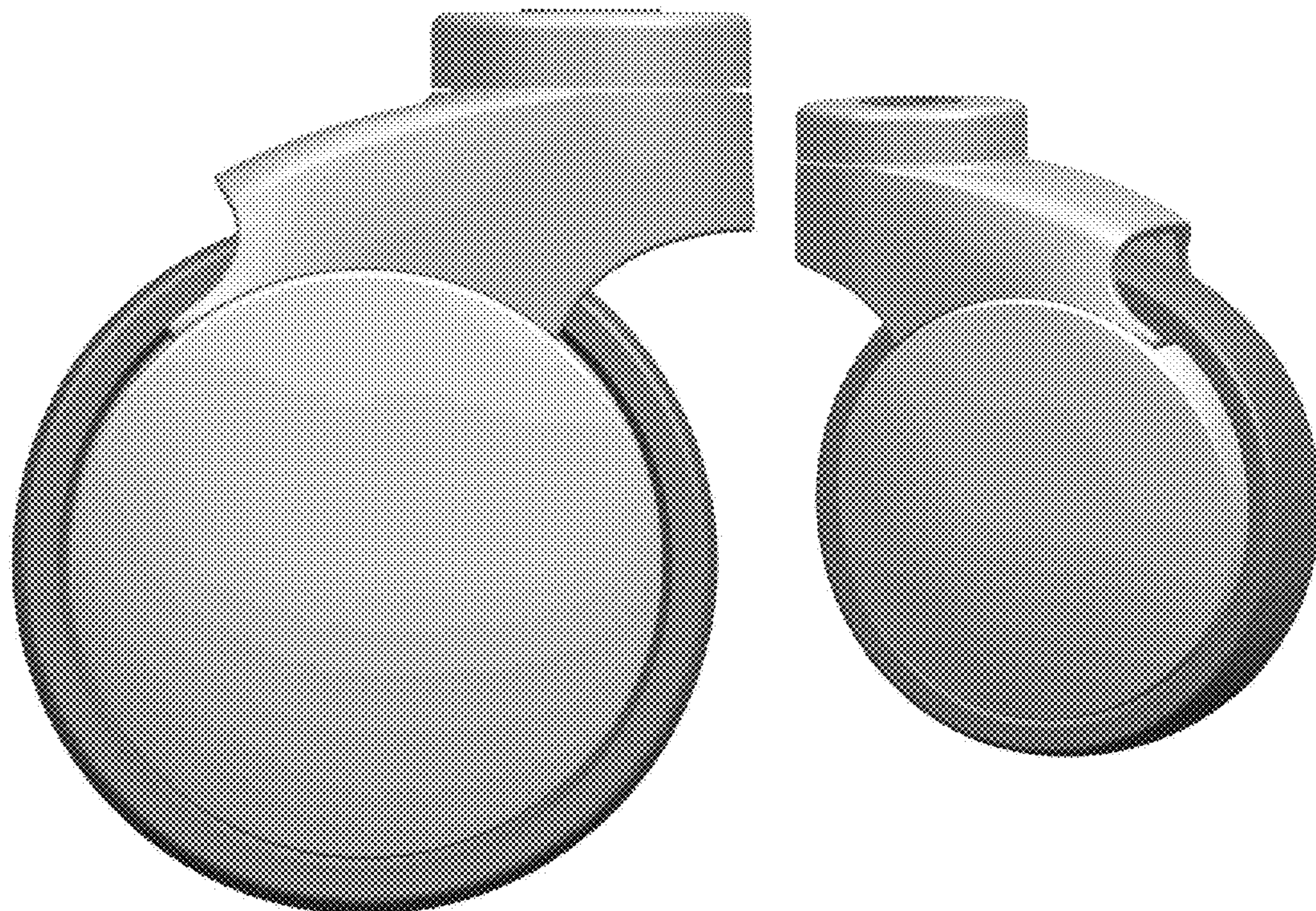
FIG. 2 illustrates a front view of the caster in FIG. 1.

FIG. 3 illustrates a back view of the caster in FIG. 1.

FIG. 4 illustrates a top view of the caster in FIG. 1; and,

FIG. 5 illustrates a slanted left side view and a rear view of the  
caster in FIG. 1.

**1 Claim, 5 Drawing Sheets**








FIG. 1






FIG. 2




FIG. 3






FIG. 4





FIG. 5

UNITED STATES PATENT AND TRADEMARK OFFICE  
**CERTIFICATE OF CORRECTION**

PATENT NO. : D725,459 S  
APPLICATION NO. : 29/487540  
DATED : March 31, 2015  
INVENTOR(S) : Schulz

Page 1 of 2

It is certified that error appears in the above-identified patent and that said Letters Patent is hereby corrected as shown below:

On the Title Page

Description please add:

Fig. 6 illustrates a slanted left side and front view of the embodiment of the caster in FIG. 1.

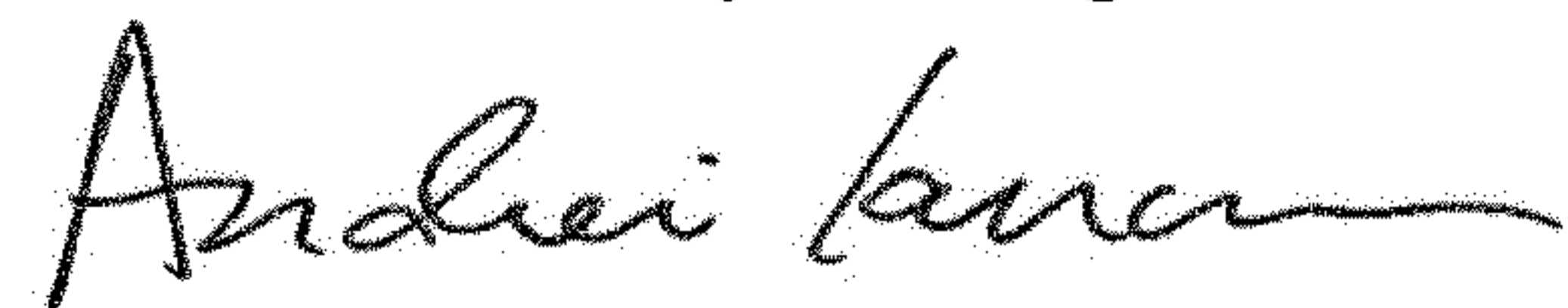
Under Description please change:

1 Claim, 5 Drawing Sheets to read 1 Claim, 6 Drawing Sheets

In the Drawings

Please add FIG. 6 as shown on the attached page

Signed and Sealed this  
Fourteenth Day of August, 2018



Andrei Iancu  
*Director of the United States Patent and Trademark Office*






FIG. 6