

US00D725428S

(12) **United States Design Patent**
Dash

(10) **Patent No.:** **US D725,428 S**
(45) **Date of Patent:** **** Mar. 31, 2015**

(54) **YOGURT MAKER**

(71) Applicant: **Evan Marc Dash**, Port Washington, NY
(US)

(72) Inventor: **Evan Marc Dash**, Port Washington, NY
(US)

(**) Term: **14 Years**

(21) Appl. No.: **29/447,306**

(22) Filed: **Mar. 1, 2013**

(51) **LOC (10) Cl.** **07-02**

(52) **U.S. Cl.**
USPC **D7/323**

(58) **Field of Classification Search**
CPC A23C 9/12; A23C 9/11223; A23C 9/1226;
A23C 9/13; A23C 9/22; A23G 9/00; A23G
9/12; A23G 9/22; A47J 36/00; A47J 36/16;
A47J 43/04; A47J 43/08; A47J 43/082
USPC D7/323, 354, 368, 369, 370, 371, 372,
D7/373, 387, 402, 412, 415, 213; 99/452,
99/453, 455, 467; 219/443; 206/220;
426/34

See application file for complete search history.

(56) **References Cited**

U.S. PATENT DOCUMENTS

D218,256 S *	8/1970	Rams	D7/373
3,818,858 A *	6/1974	Kramer et al.	116/308
D232,997 S *	10/1974	Koblick	D7/368
3,946,657 A *	3/1976	Driessen et al.	99/455
4,163,472 A *	8/1979	Taylor	99/453
4,195,561 A *	4/1980	Castanis	99/455

D255,085 S	5/1980	Free et al.	
4,212,236 A *	7/1980	Guillen 99/467
D262,857 S *	2/1982	Ansel D7/370
5,076,425 A *	12/1991	Plone 206/220
D345,885 S	4/1994	Bannigan	
D346,526 S	5/1994	Bannigan	
5,327,818 A *	7/1994	Olivetti 99/455
5,829,344 A *	11/1998	Lande 99/453
5,979,300 A *	11/1999	Donovan 99/323
6,280,781 B1 *	8/2001	Lande 426/34
6,571,690 B1 *	6/2003	Hsu 99/453
D646,521 S *	10/2011	Collinson D7/376

* cited by examiner

Primary Examiner — Martie K Holtje

(74) *Attorney, Agent, or Firm* — Belles Katz LLC

(57) **CLAIM**

I claim the ornamental design for a yogurt maker, as shown and described.

DESCRIPTION

FIG. 1 is a front top perspective view of a yogurt maker showing my new design.

FIG. 2 is a rear bottom perspective view of the yogurt maker of FIG. 1.

FIG. 3 is a front view of the yogurt maker of FIG. 1.

FIG. 4 is a rear view of the yogurt maker of FIG. 1.

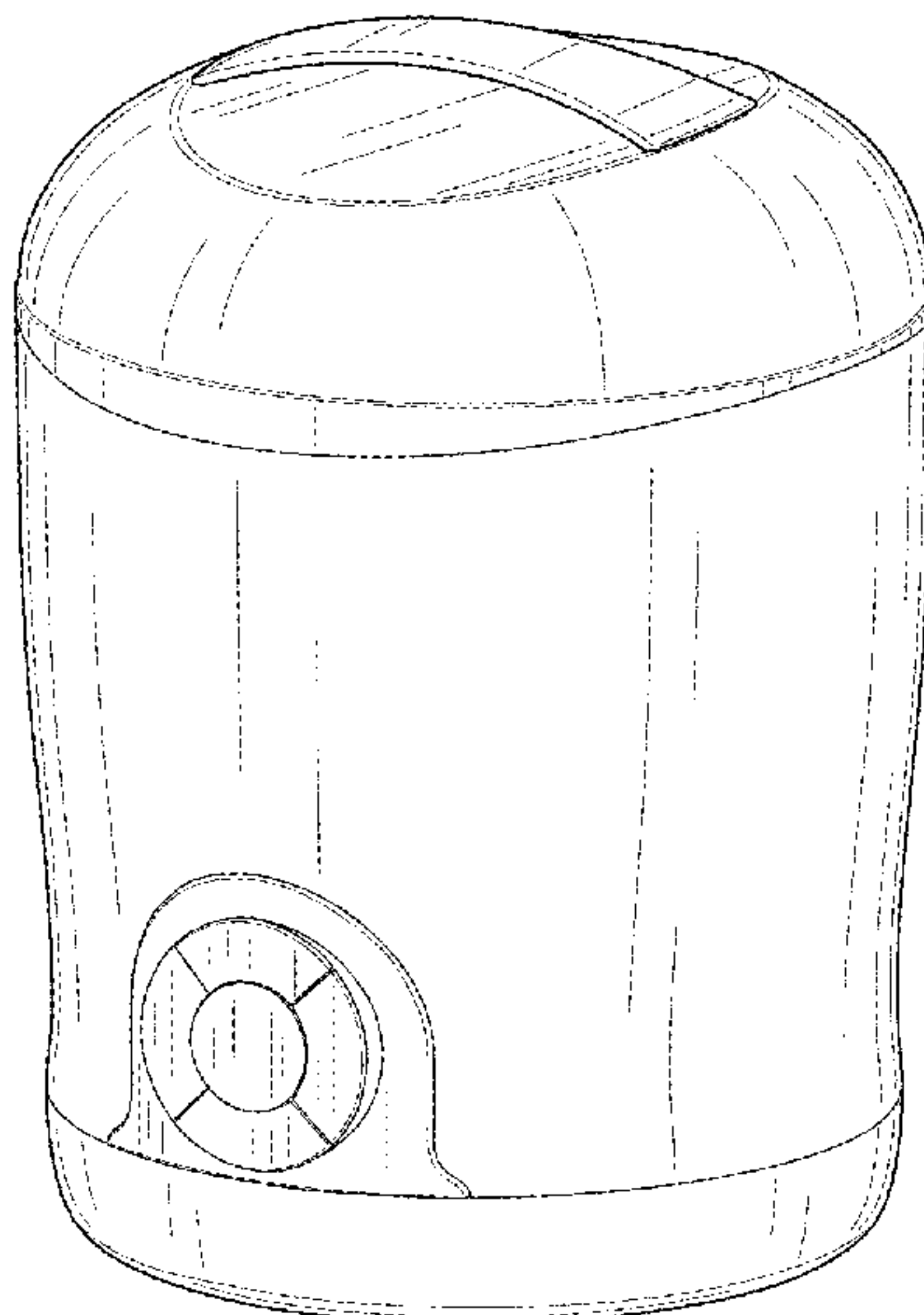
FIG. 5 is a right-side view of the yogurt maker of FIG. 1, the left-side view being a mirror image thereof.

FIG. 6 is a top view of the yogurt maker of FIG. 1; and,

FIG. 7 is a bottom view of the yogurt maker of FIG. 1.

The broken lines formed by linear segments of equal length in the figures are provided for environment only and form no part of the claimed design.

1 Claim, 6 Drawing Sheets






FIG. 1




FIG. 2

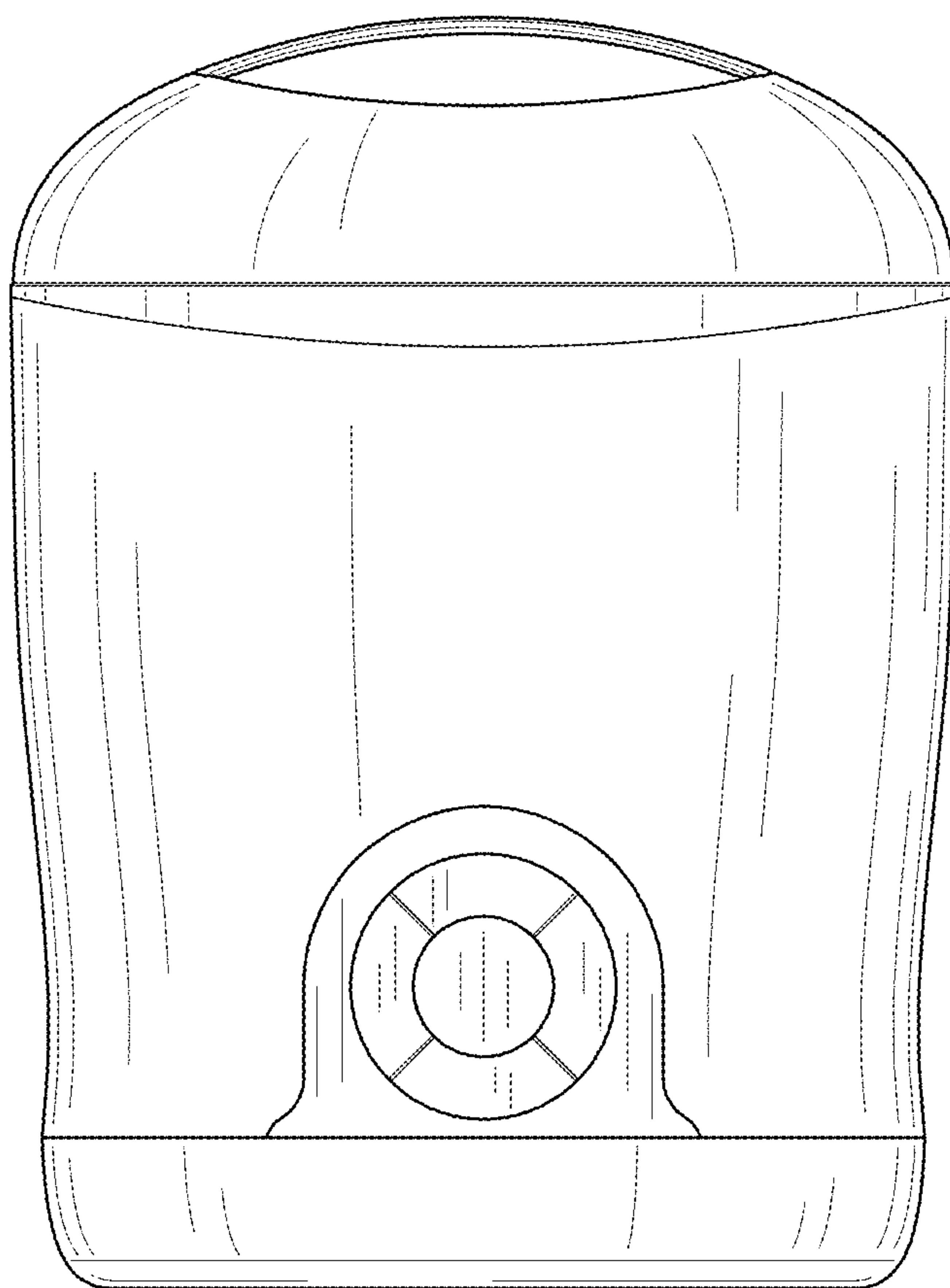


FIG. 3




FIG. 4




FIG. 5

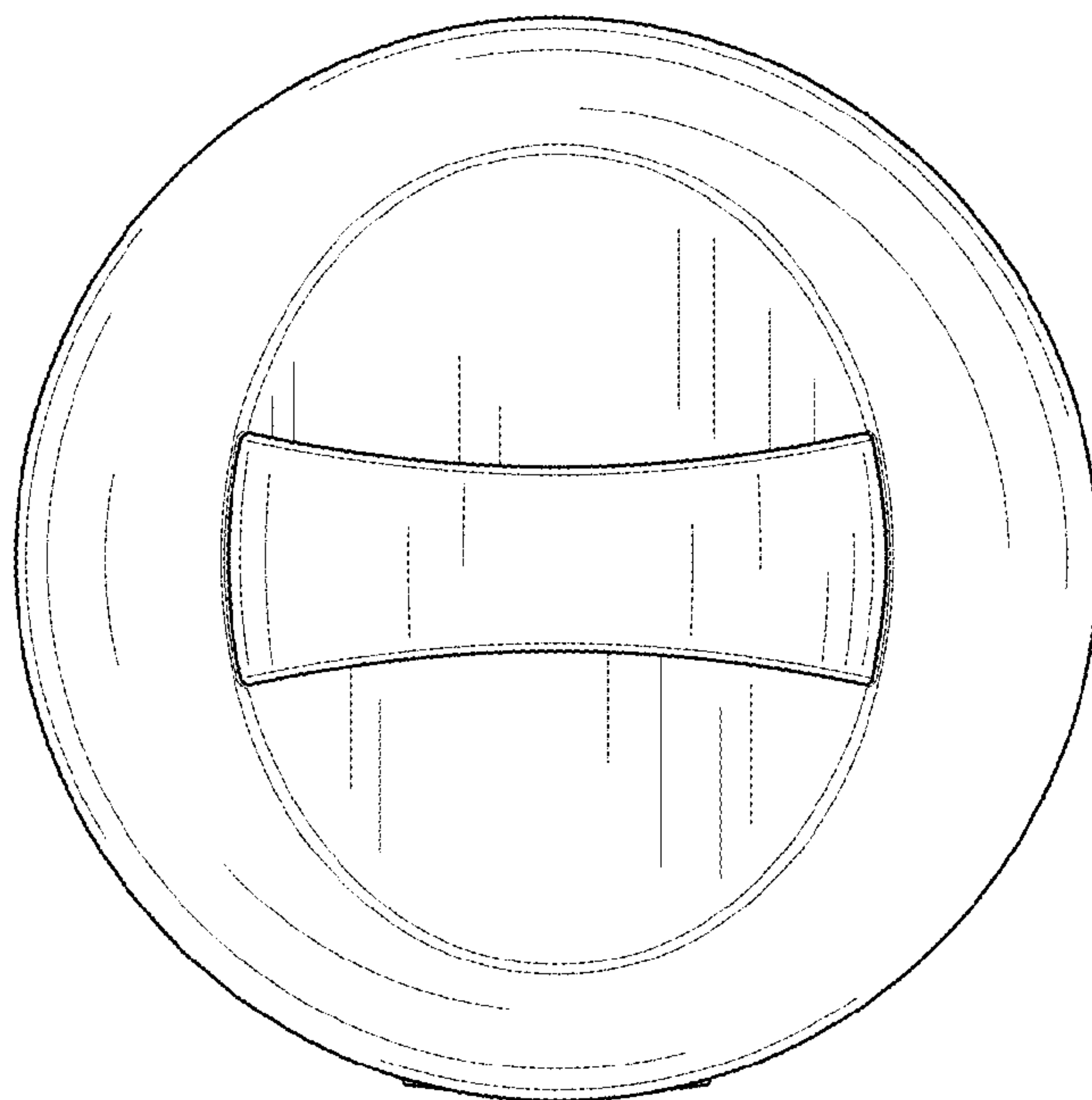


FIG. 6

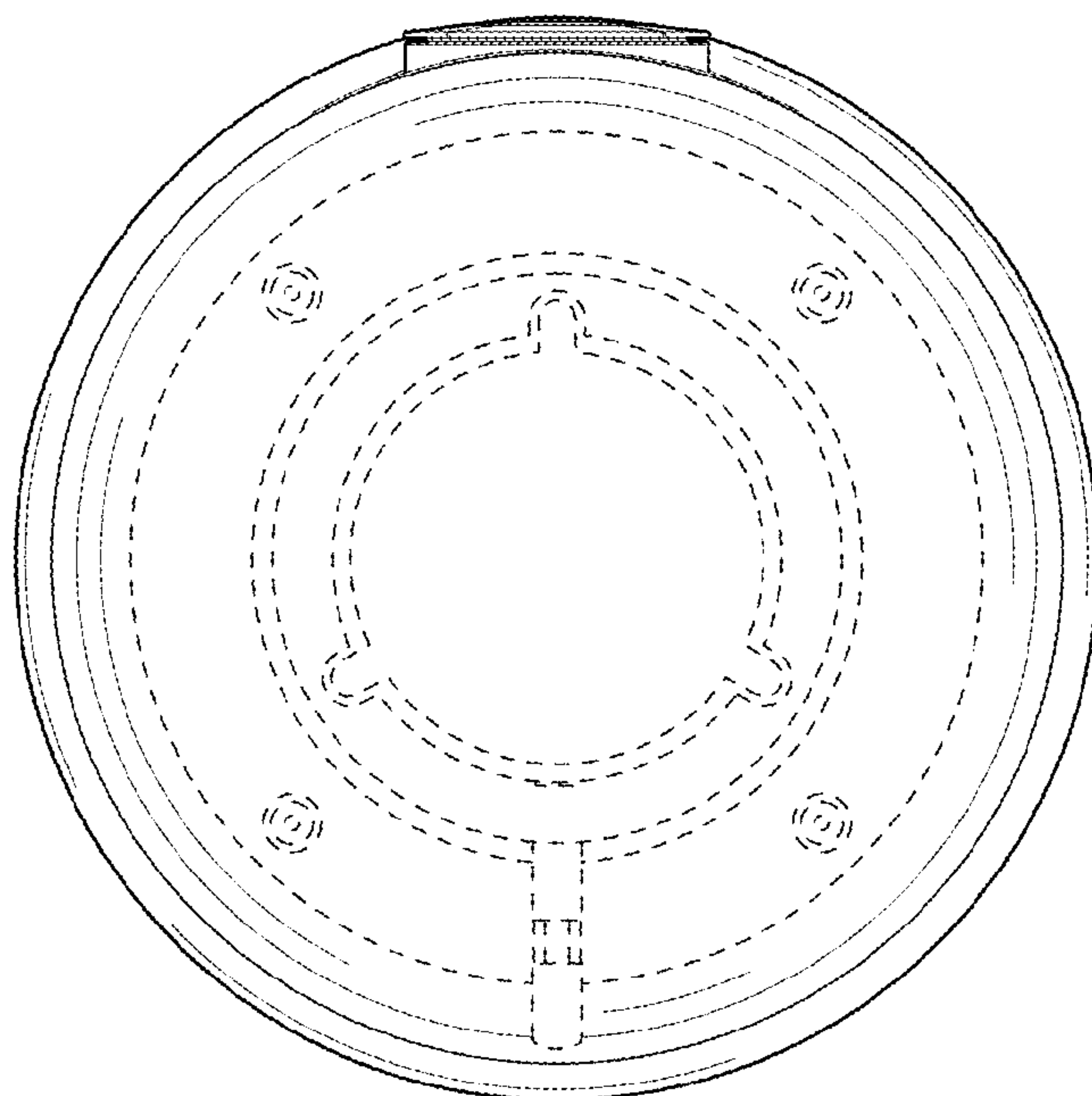


FIG. 7