



US00D725416S

(12) **United States Design Patent**
Lee

(10) **Patent No.:** **US D725,416 S**
(45) **Date of Patent:** **** Mar. 31, 2015**

- (54) **SAXOPHONE STAND**
- (71) Applicant: **Jaegool Lee**, Gyeryong-si (KR)
- (72) Inventor: **Jaegool Lee**, Gyeryong-si (KR)
- (**) Term: **14 Years**
- (21) Appl. No.: **29/504,929**
- (22) Filed: **Oct. 10, 2014**
- (51) **LOC (10) Cl.** **06-06**
- (52) **U.S. Cl.**
USPC **D6/682**
- (58) **Field of Classification Search**
USPC D6/395, 396, 429, 449–450, 453–469,
D6/682, 682.1, 682.2, 682.3; 211/1, 13.1,
211/71.01, 85.2, 85.6, 85.8, 85.17, 86.01;
D14/447; 84/327; 248/121, 127–128,
248/146, 441.1, 519
See application file for complete search history.

- D639,593 S * 6/2011 Perone et al. D6/572
- D651,025 S * 12/2011 Roth et al. D6/474
- D668,476 S * 10/2012 Carlshamre D6/476
- D689,718 S * 9/2013 Puckett D6/683
- 8,844,733 B2 * 9/2014 Waksul 211/41.2
- D717,306 S * 11/2014 Clouser D14/447

* cited by examiner

Primary Examiner — Kelley Donnelly
(74) *Attorney, Agent, or Firm* — Westerman, Hattori,
Daniels & Adrian, LLP

(57) **CLAIM**
The ornamental design for a saxophone stand, as shown and described.

DESCRIPTION

FIG. 1 is a first perspective view of a saxophone stand showing my new design;
FIG. 2 is a front elevational view thereof;
FIG. 3 is a rear elevational view thereof;
FIG. 4 is a left side elevational view thereof;
FIG. 5 is a right side elevational view thereof;
FIG. 6 is a top plan view thereof; and,
FIG. 7 is a bottom plan view thereof.

1 Claim, 7 Drawing Sheets

- (56) **References Cited**
U.S. PATENT DOCUMENTS
D235,595 S * 7/1975 Dogliotti D6/468
D314,854 S * 2/1991 Brown D1/106
D362,776 S * 10/1995 Thorn D6/552
D389,341 S * 1/1998 Danner et al. D6/466




Fig. 1



Fig. 2



Fig. 3



Fig. 4




Fig. 5




Fig. 6




Fig. 7

