



US00D725403S

(12) **United States Design Patent**
Gottschalk

(10) **Patent No.:** **US D725,403 S**

(45) **Date of Patent:** **** Mar. 31, 2015**

(54) **SENSOR**

(56) **References Cited**

(71) Applicant: **Eric Gottschalk**, Bruchkobel (DE)

U.S. PATENT DOCUMENTS

(72) Inventor: **Eric Gottschalk**, Bruchkobel (DE)

D276,844 S *	12/1984	Eaton	D10/57
D385,547 S *	10/1997	Snell	D14/495
D503,576 S *	4/2005	Reynolds et al.	D6/545
D530,125 S *	10/2006	Vignot	D6/545
D589,525 S *	3/2009	Orellana et al.	D14/486
D644,661 S *	9/2011	Gardner et al.	D14/495
D674,632 S *	1/2013	Green et al.	D6/545
D683,366 S *	5/2013	Gardner et al.	D14/495
D683,989 S *	6/2013	Jin	D6/545
D684,489 S *	6/2013	Kruger et al.	D10/96
D710,227 S *	8/2014	Igelmund	D10/102
D716,841 S *	11/2014	Allyn	D14/495

(73) Assignee: **Ille Papier-Service GmbH**, Altenstadt (DE)

(**) Term: **14 Years**

(21) Appl. No.: **29/439,873**

(22) Filed: **Dec. 17, 2012**

* cited by examiner

Related U.S. Application Data

(63) Continuation-in-part of application No. 29/371,069, filed on Oct. 7, 2010, now abandoned.

Primary Examiner — Brian N Vinson

(74) *Attorney, Agent, or Firm* — Ladas & Parry LLP

(30) **Foreign Application Priority Data**

Apr. 9, 2010 (EM) 001692831-0001

(51) **LOC (10) Cl.** **23-02**

(52) **U.S. Cl.**
USPC **D6/545; D10/96**

(58) **Field of Classification Search**
USPC D6/542, 545; D10/46, 49, 57, 96, 102;
D14/485, 489, 495; 178/18.01;
345/173-178, 902-904; 715/809, 810,
715/839

See application file for complete search history.

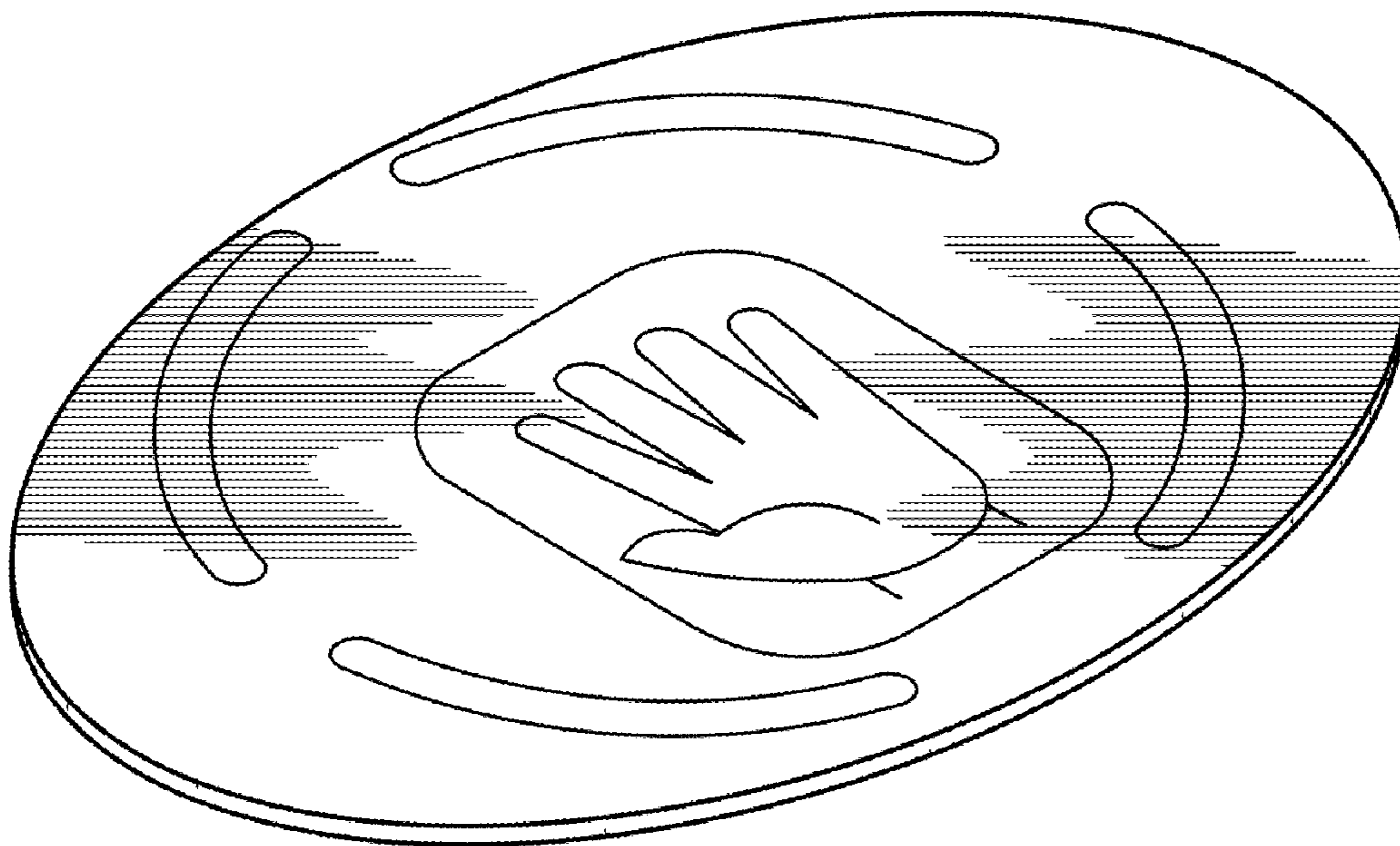
(57) **CLAIM**

The ornamental design for a sensor, as shown and described.

DESCRIPTION

FIG. 1 is a front perspective view of a sensor showing my new design;
FIG. 2 is a front elevation view thereof;
FIG. 3 is a top plan view thereof;
FIG. 4 is a bottom plan view thereof;
FIG. 5 is a left elevation view thereof;
FIG. 6 is a right elevation view thereof; and,
FIG. 7 is a rear elevation thereof.

1 Claim, 2 Drawing Sheets



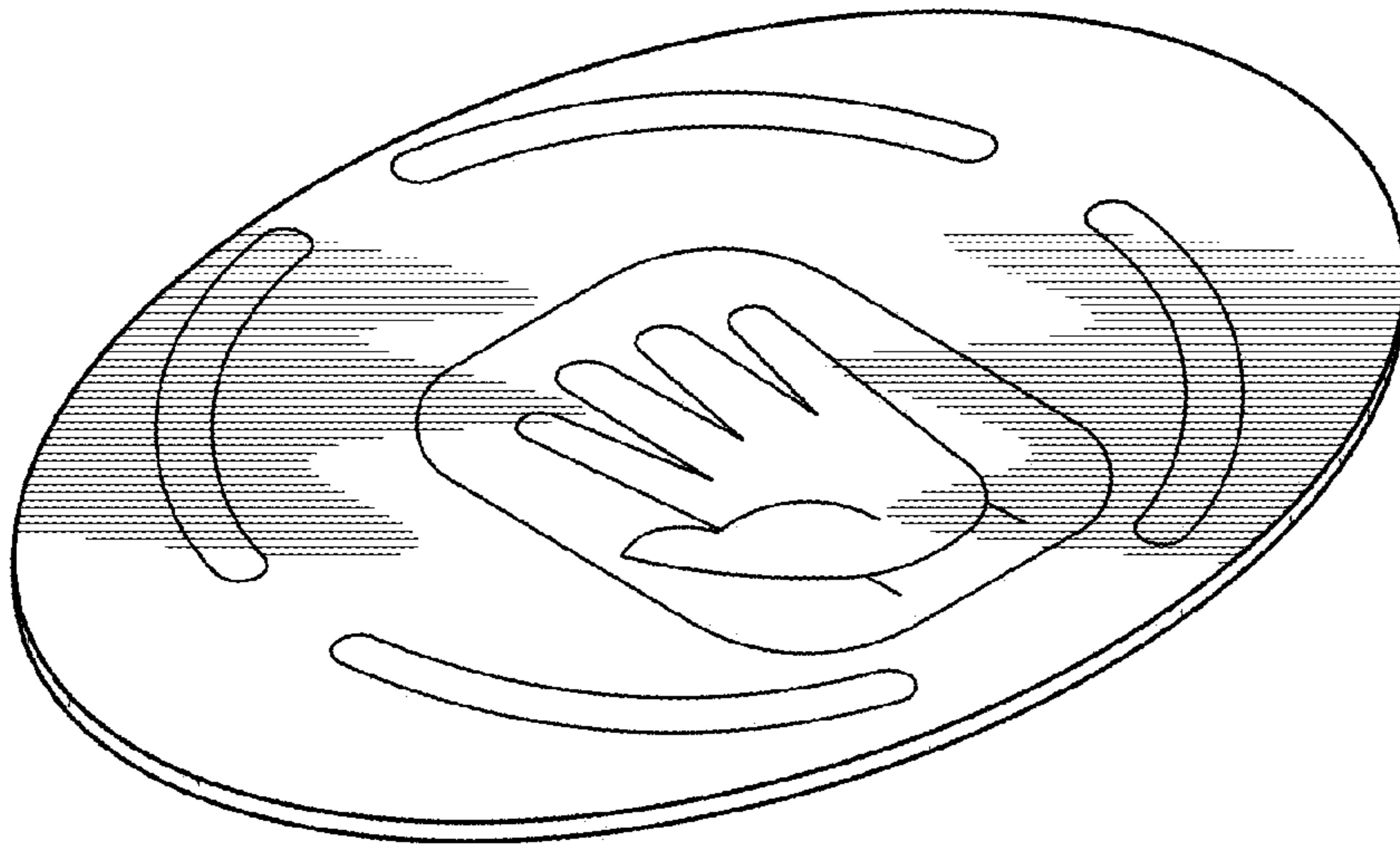


FIG. 1

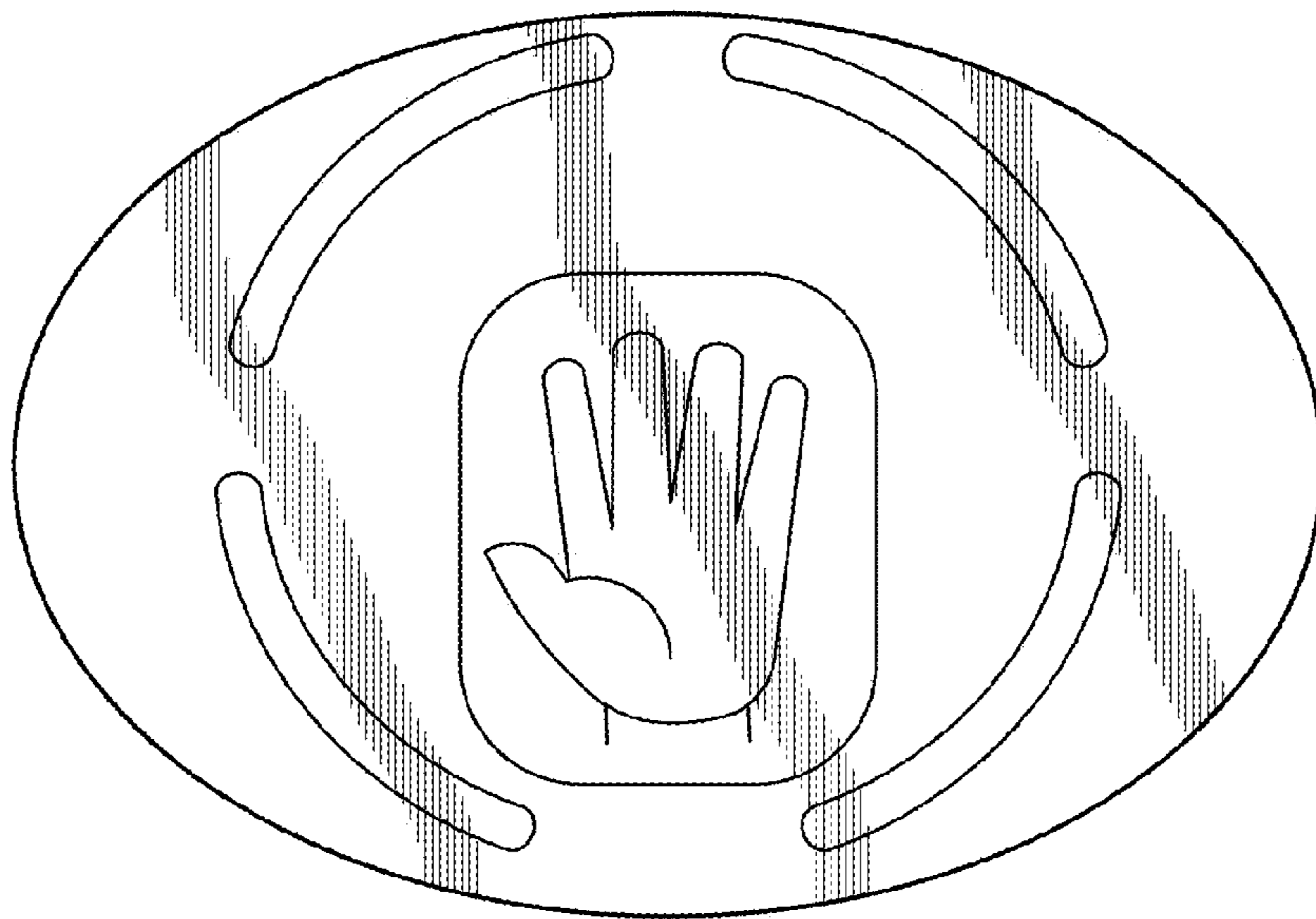


FIG. 2



FIG. 3




FIG. 4



FIG. 5



FIG. 6

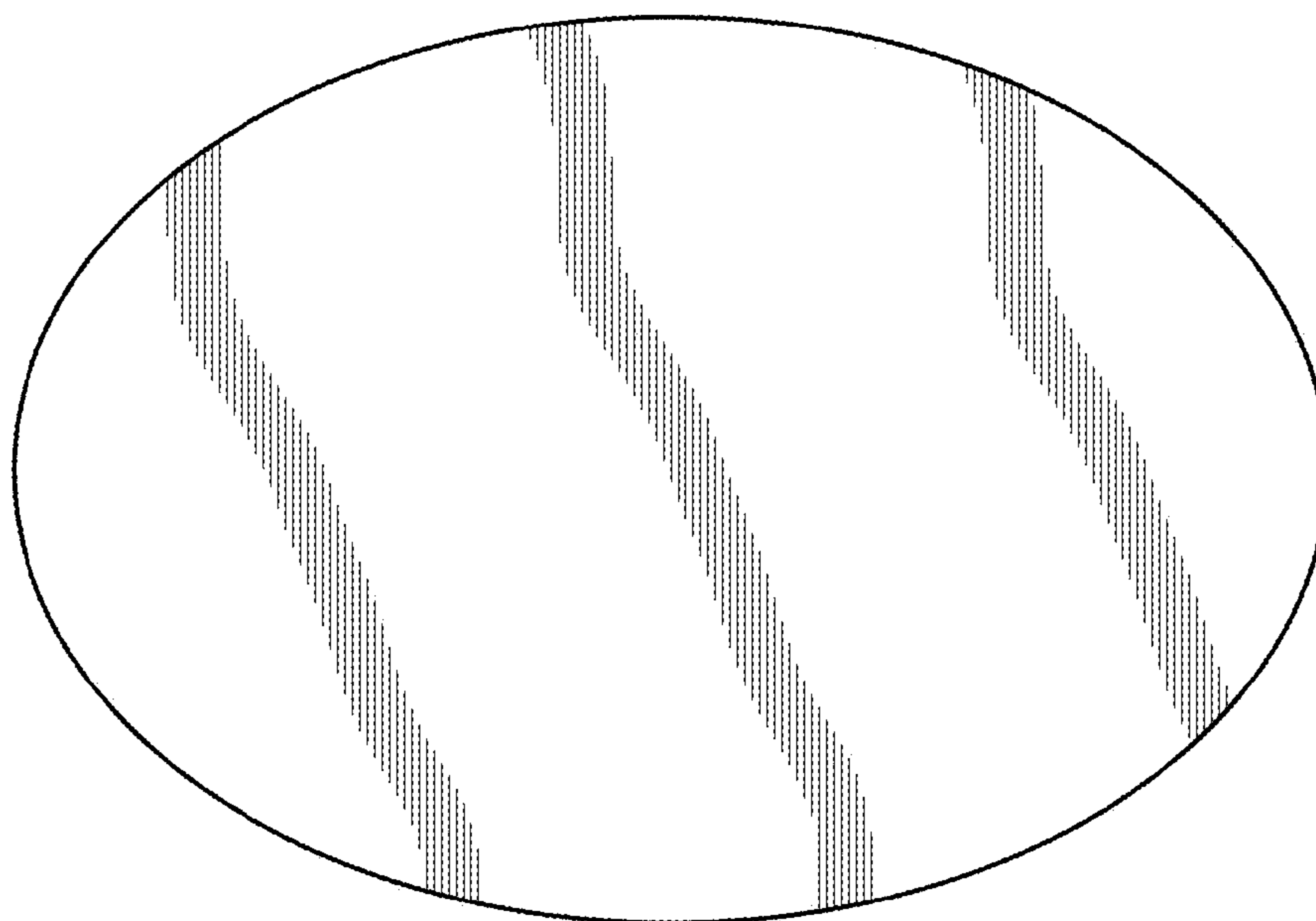


FIG. 7