



US00D725395S

(12) **United States Design Patent**
Ye

(10) **Patent No.:** **US D725,395 S**
(45) **Date of Patent:** **** Mar. 31, 2015**

(54) **CHAIR**

(56)

References Cited

(71) Applicant: **Starway International Home-Living Co., Ltd.**, Taizhou, Zhejiang (CN)

(72) Inventor: **Genlin Ye**, Zhejiang (CN)

(73) Assignee: **Zhejiang University**, Hangzhou, Zhejiang Province (CN)

(**) Term: **14 Years**

(21) Appl. No.: **29/477,020**

(22) Filed: **Dec. 18, 2013**

(30) **Foreign Application Priority Data**

Jun. 18, 2013 (CN) 2013 3 0257506

(51) **LOC (10) Cl.** **06-01**

(52) **U.S. Cl.**
USPC **D6/369**

(58) **Field of Classification Search**
USPC D6/334–336, 344–356, 360–381, 388,
D6/403, 491–502, 692, 708, 709.2, 711.1,
D6/716, 716.2–716.4, 717;
297/440.15–440.23, 445.1, 446.2,
297/448.1, 452.12, 452.18, 452.2, 452.21,
297/452.38, 452.48

See application file for complete search history.

U.S. PATENT DOCUMENTS

| | | | | | | |
|----------|---|---|---------|--------------|-------|--------|
| D411,694 | S | * | 6/1999 | Bartlmae | | D6/380 |
| D429,911 | S | * | 8/2000 | Bartlmae | | D6/380 |
| D468,926 | S | * | 1/2003 | Bongaerts | | D6/380 |
| D478,223 | S | * | 8/2003 | Luthersson | | D6/376 |
| D485,081 | S | * | 1/2004 | Bongaerts | | D6/360 |
| D502,331 | S | * | 3/2005 | Socha et al. | | D6/374 |
| D574,641 | S | * | 8/2008 | Bongaerts | | D6/500 |
| D648,555 | S | * | 11/2011 | Starck | | D6/369 |
| D673,787 | S | * | 1/2013 | Bartlmae | | D6/380 |
| D674,208 | S | * | 1/2013 | Bartlmae | | D6/370 |
| D691,824 | S | * | 10/2013 | Pesso | | D6/380 |
| D695,036 | S | * | 12/2013 | Pesso | | D6/380 |
| D695,037 | S | * | 12/2013 | Pesso | | D6/380 |

* cited by examiner

Primary Examiner — Ricky Pham

(74) *Attorney, Agent, or Firm* — Han IP Corporation

(57)

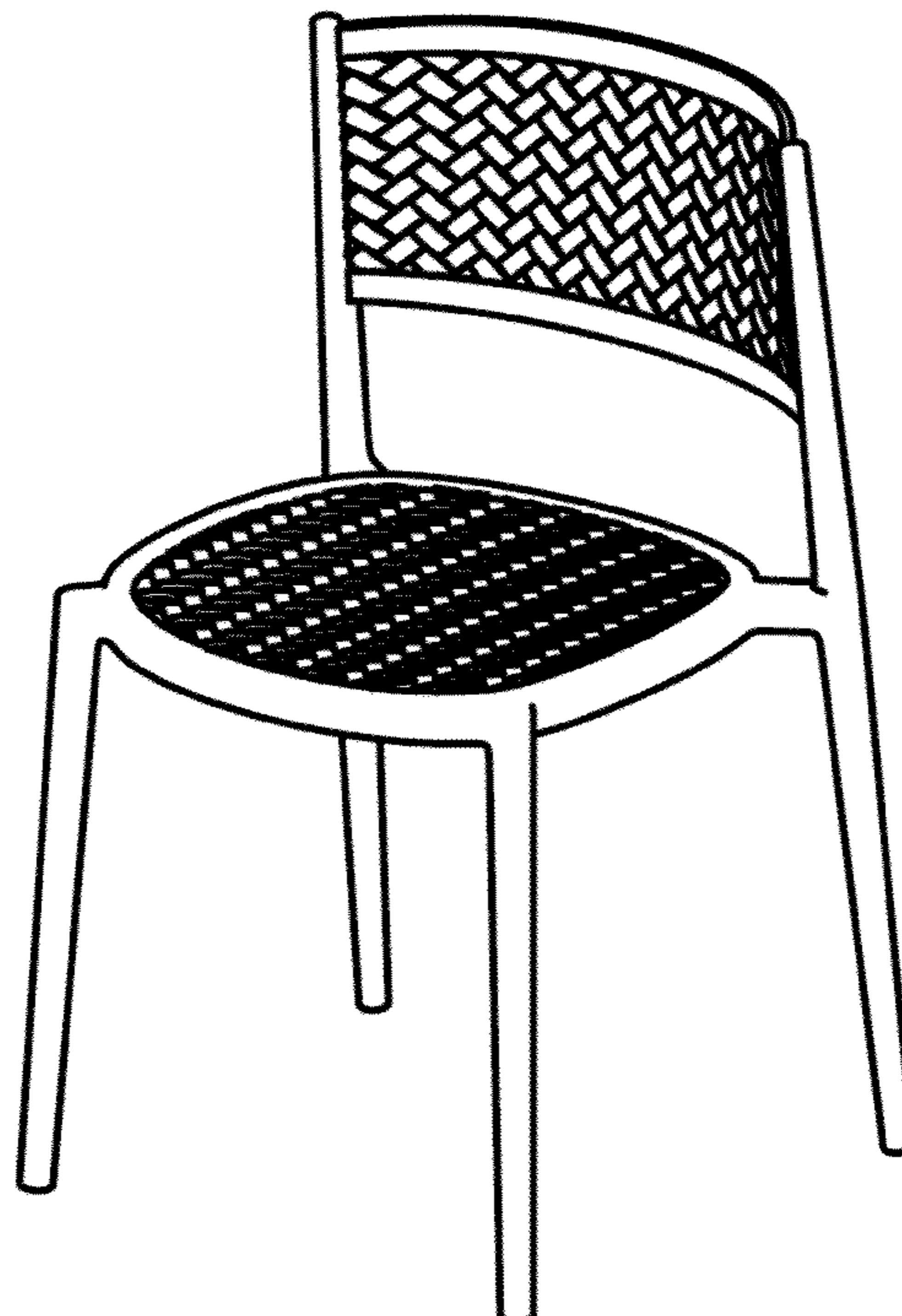
CLAIM

The ornamental design for a chair, as shown.

DESCRIPTION

FIG. 1 is a front view of a chair incorporating a design in accordance with an embodiment of the present disclosure; FIG. 2 is a back view thereof; FIG. 3 is a left side view thereof; FIG. 4 is a right side view thereof; FIG. 5 is a top plan view thereof; FIG. 6 is a bottom plan view thereof; and, FIG. 7 is a perspective view thereof.

1 Claim, 7 Drawing Sheets






FIG. 1

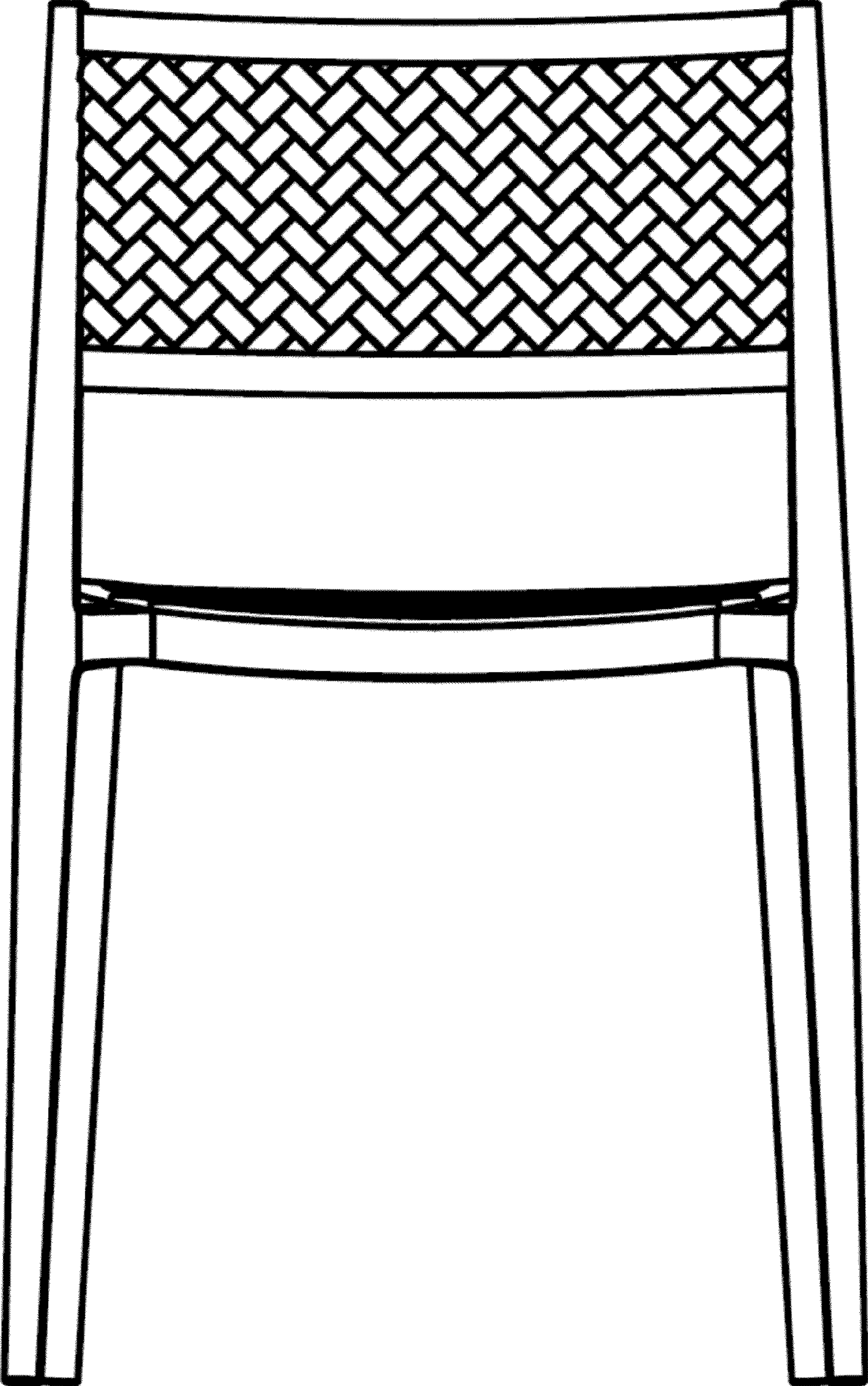


FIG. 2




FIG. 3




FIG. 4




FIG. 5




FIG. 6




FIG. 7

UNITED STATES PATENT AND TRADEMARK OFFICE
CERTIFICATE OF CORRECTION

PATENT NO. : D725,395 S
APPLICATION NO. : 29/477020
DATED : March 31, 2015
INVENTOR(S) : Genlin Ye

Page 1 of 1

It is certified that error appears in the above-identified patent and that said Letters Patent is hereby corrected as shown below:

On the title page item (73),

The correct Assignee should read:

STARWAY INTERNATIONAL HOME-LIVING CO., LTD.
TAIZHOU, ZHEJIANG (CN)

Signed and Sealed this
Fifteenth Day of December, 2015



Michelle K. Lee
Director of the United States Patent and Trademark Office