



US00D725382S

(12) **United States Design Patent**  
**Gazso et al.**

(10) **Patent No.:** **US D725,382 S**  
(45) **Date of Patent:** **\*\* Mar. 31, 2015**

(54) **GUN HOLSTER**

(71) Applicants: **Amelia Ann Gazso**, Chula Vista, OH (US); **Tara Nicole Artus**, Mt. Vernon, OH (US)  
(72) Inventors: **Amelia Ann Gazso**, Chula Vista, OH (US); **Tara Nicole Artus**, Mt. Vernon, OH (US)  
(73) Assignee: **@meila Bedelia LLC**, Chula Vista, CA (US)

(\*\*) Term: **14 Years**

(21) Appl. No.: **29/493,818**

(22) Filed: **Jun. 13, 2014**

(51) **LOC (10) Cl.** ..... **03-01**

(52) **U.S. Cl.**  
USPC ..... **D3/222; D3/226**

(58) **Field of Classification Search**  
CPC . A41F 11/00; A41F 11/16; A45F 2200/0591; A45F 2200/05; A45F 5/00  
USPC ..... D3/222–223, 215, 226, 228; 224/192–193, 666, 676–677, 668, 661, 224/238, 243, 680, 587, 911–912

See application file for complete search history.

(56) **References Cited**

U.S. PATENT DOCUMENTS

D270,929 S \* 10/1983 Shasteen et al. .... D3/222  
5,669,170 A \* 9/1997 Norris ..... 42/85  
D630,428 S \* 1/2011 Hong ..... D3/226  
D691,369 S \* 10/2013 Holzschuh ..... D3/222

\* cited by examiner

*Primary Examiner* — Catheri Oliver-Garcia

(74) *Attorney, Agent, or Firm* — Renner Kenner Greive Bobak Taylor & Weber

(57) **CLAIM**

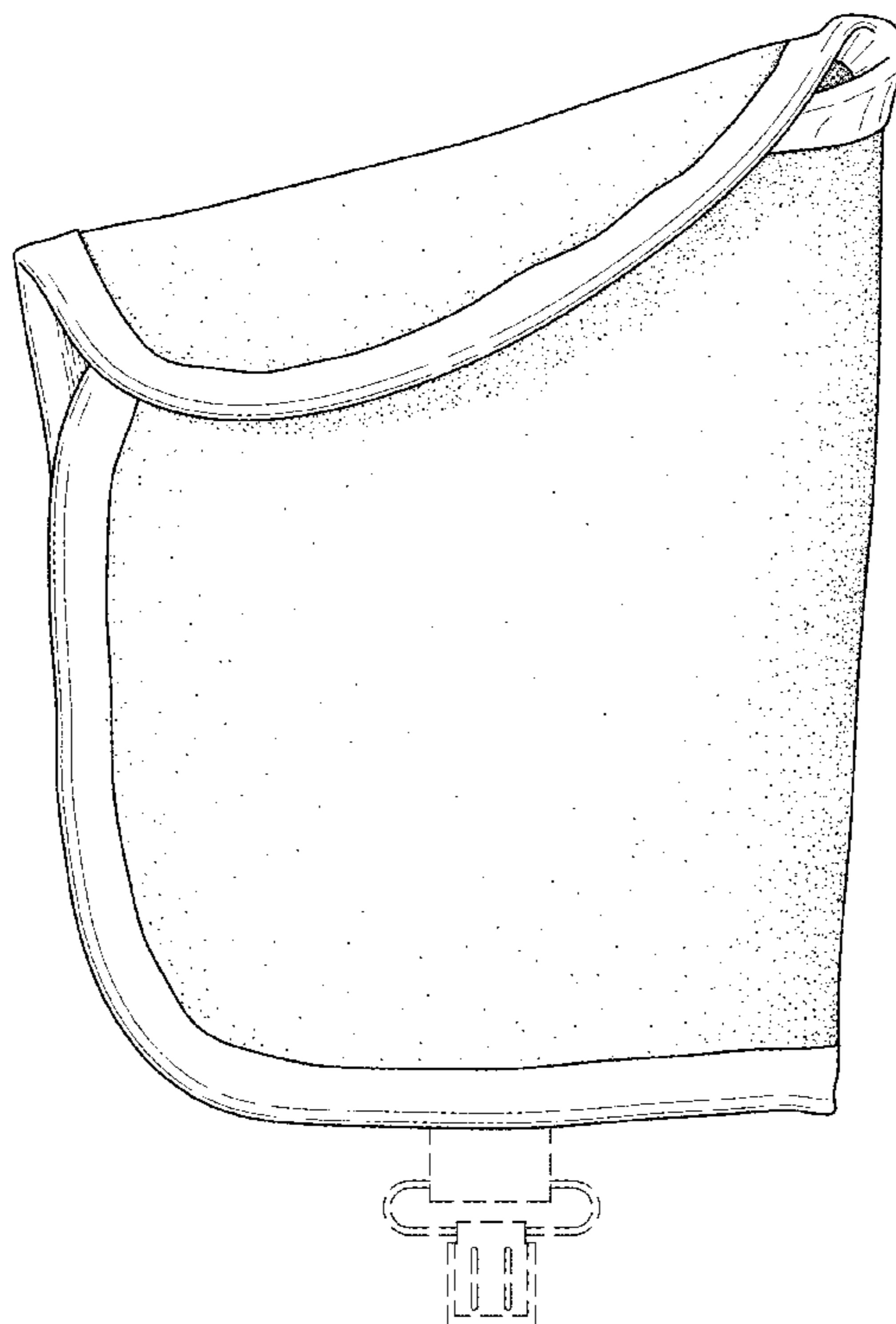
The ornamental design for a gun holster, as shown and described.

**DESCRIPTION**

FIG. 1 is a front elevational view of the gun holster; FIG. 2 is a left-side elevational view thereof; FIG. 3 is a right-side elevational view thereof; FIG. 4 is a rear elevational view thereof; FIG. 5 is a top plan view thereof; and, FIG. 6 is a bottom plan view thereof.

The broken line showing of environment in the drawings is included for the purpose of illustrating only and forms no part of the claimed design.

**1 Claim, 4 Drawing Sheets**



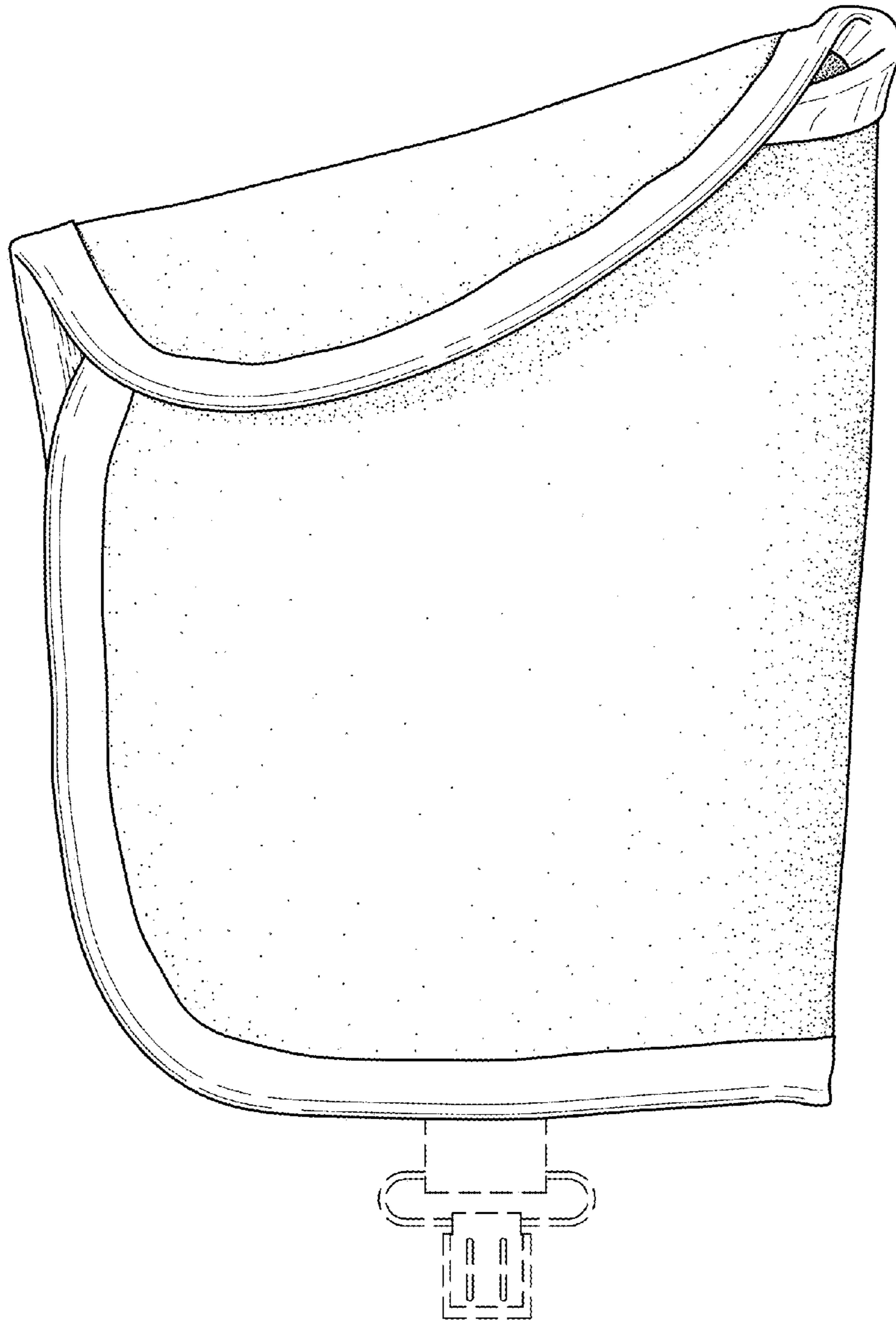


FIG. 1

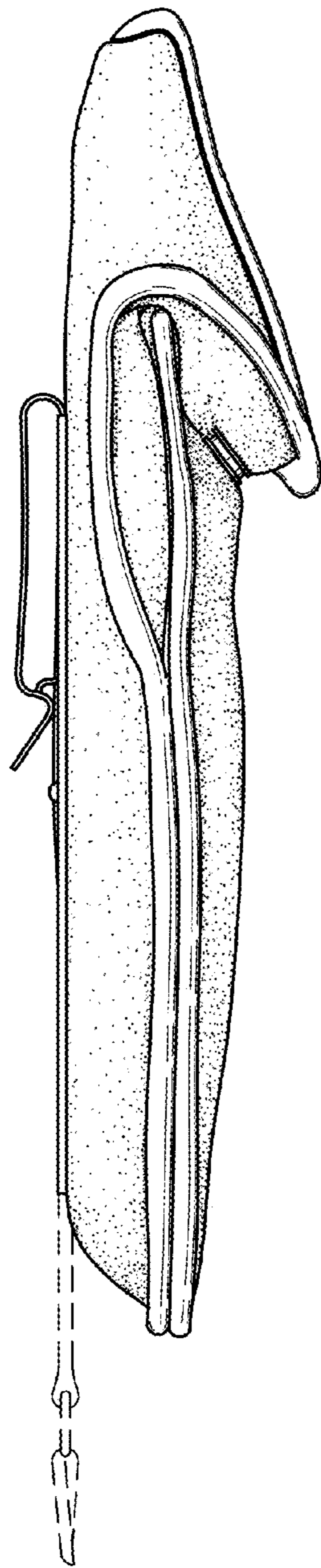


FIG. 2

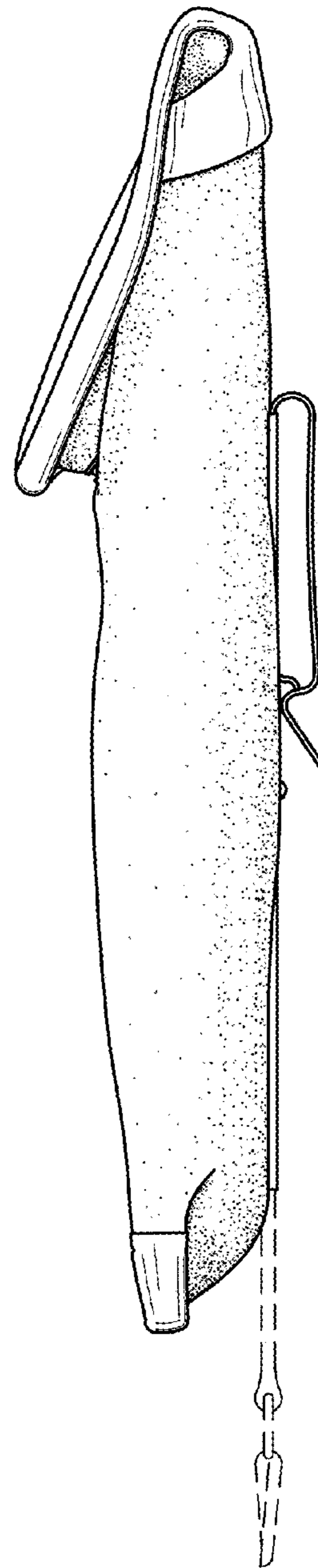


FIG. 3

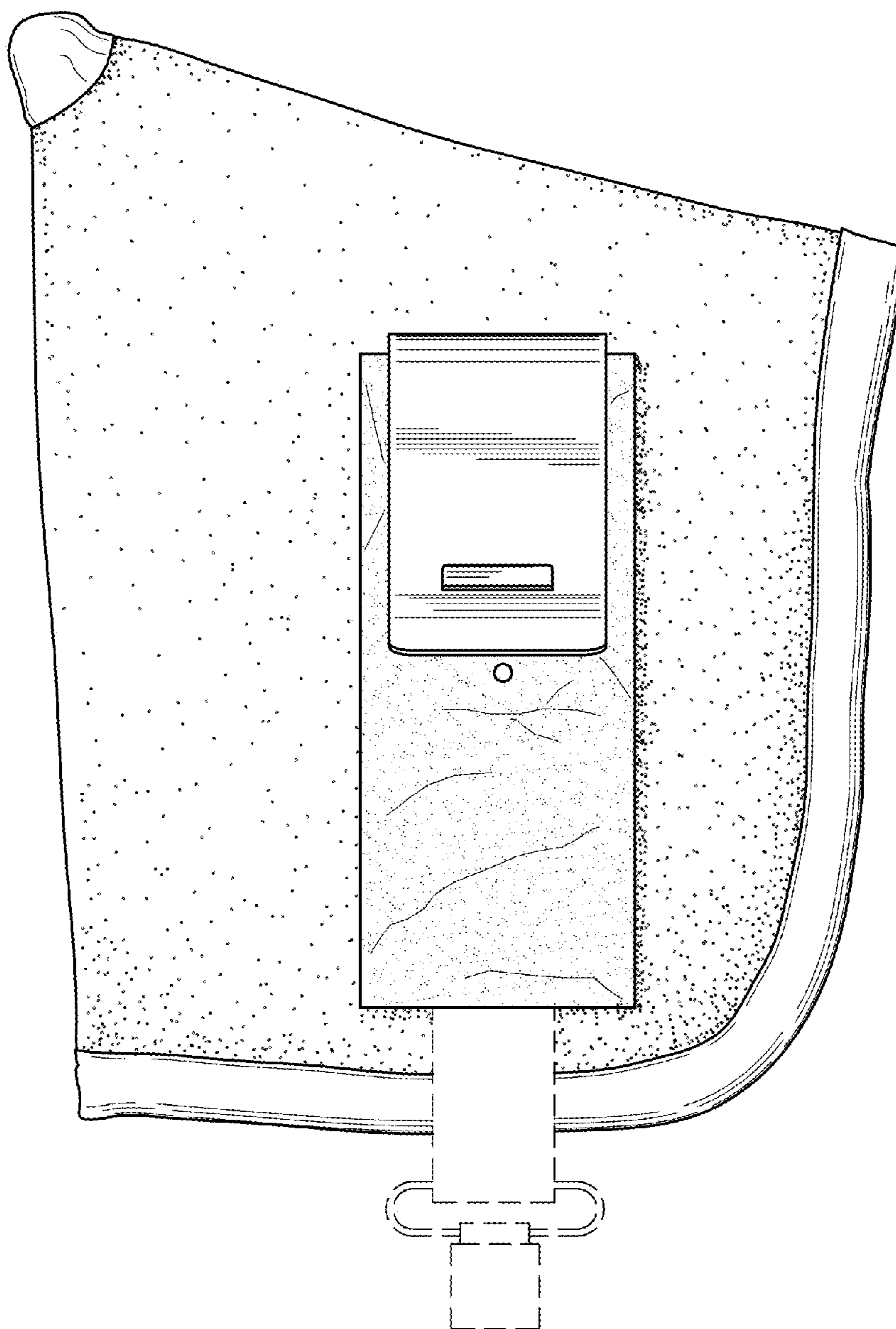


FIG. 4

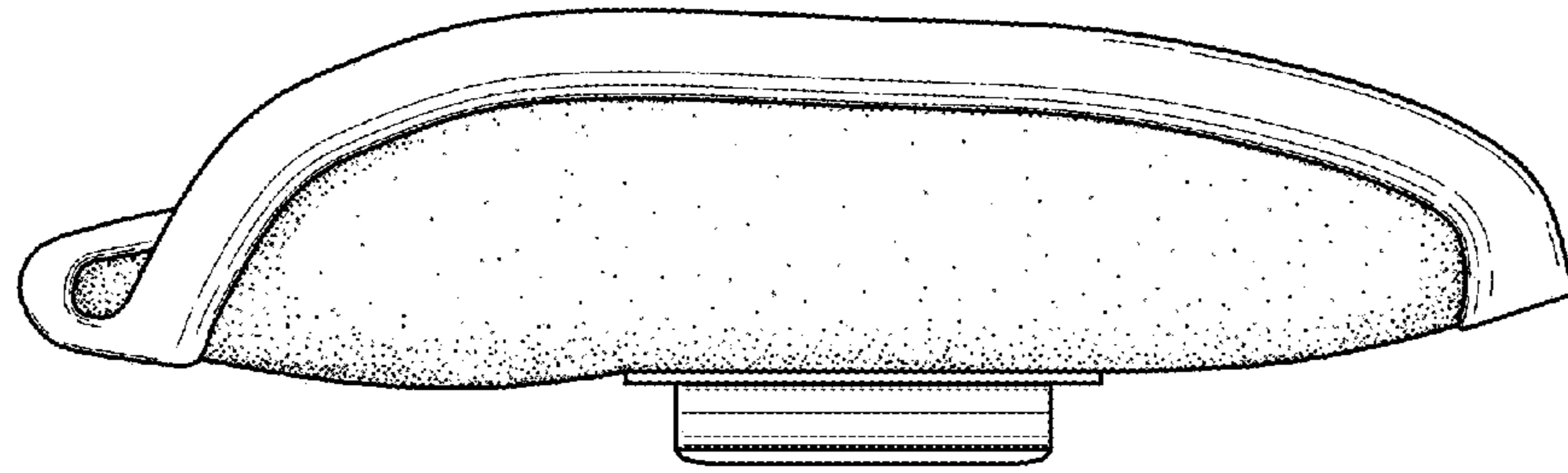


FIG. 5

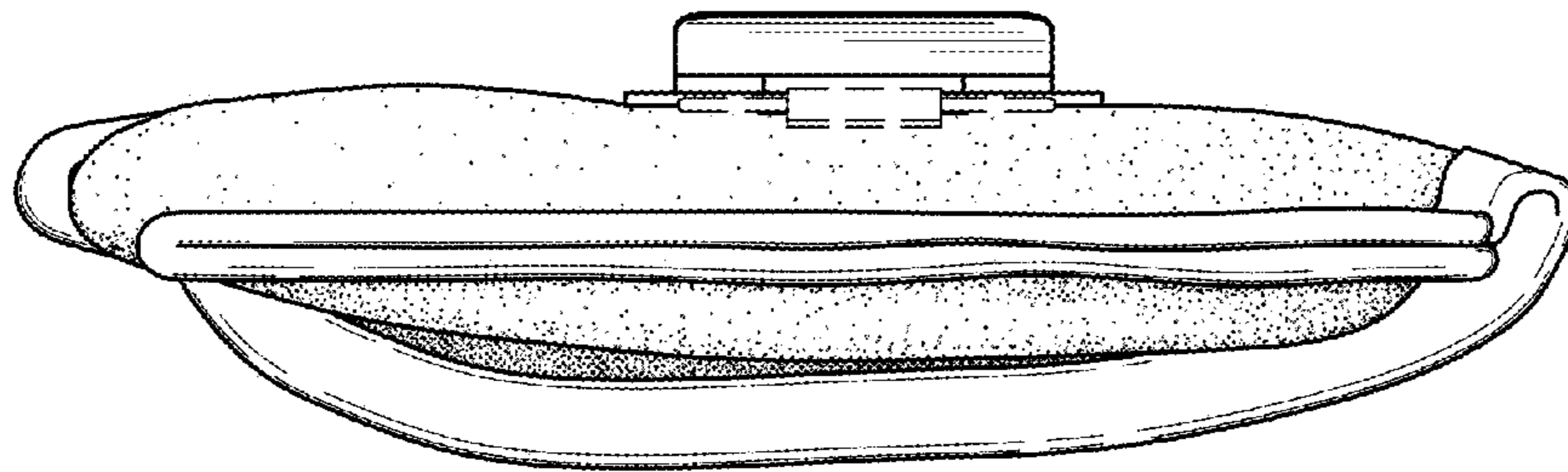


FIG. 6