



US00D725360S

(12) **United States Design Patent**
Bacon

(10) **Patent No.:** **US D725,360 S**
(45) **Date of Patent:** **** Mar. 31, 2015**

- (54) **GOLF SHOE UPPER**
- (71) Applicant: **Acushnet Company+**, Fairhaven, MA (US)
- (72) Inventor: **Jonathan G. Bacon**, East Taunton, MA (US)
- (73) Assignee: **Acushnet Company**, Fairhaven, MA (US)
- (**) Term: **14 Years**
- (21) Appl. No.: **29/436,323**
- (22) Filed: **Nov. 5, 2012**
- (51) **LOC (10) Cl.** **02-04**
- (52) **U.S. Cl.**
USPC **D2/969**; D2/944; D2/907
- (58) **Field of Classification Search**
USPC D2/896, 902, 905, 906, 907, 908, 909, D2/910, 911, 912, 943, 944, 945, 969, 972, D2/973, 977, 978; 36/83, 113, 114, 115, 36/116, 126-131, 134, 3 R, 3 A, 45, 46.5, 36/47, 48, 49, 50.1, 50.5, 51, 52, 53, 54, 36/55, 56, 57, 58
See application file for complete search history.

D595,040	S	*	6/2009	Mochen	D2/969
D595,493	S	*	7/2009	Lane, III	D2/969
D595,945	S	*	7/2009	Mochen	D2/969
D603,598	S	*	11/2009	Bacon	D2/969
D604,034	S	*	11/2009	Bacon	D2/969
D628,373	S	*	12/2010	Lane, III	D2/969
D628,783	S	*	12/2010	Mochen et al.	D2/969
D628,786	S	*	12/2010	Lane, III	D2/969
D633,702	S	*	3/2011	Mochen et al.	D2/969
D654,680	S	*	2/2012	Mochen	D2/969
D654,681	S	*	2/2012	Bacon	D2/969
D656,306	S	*	3/2012	Bacon	D2/969
D656,307	S	*	3/2012	Feeney et al.	D2/969
D663,934	S	*	7/2012	Bacon	D2/969
8,621,768	B2	*	1/2014	Robinson et al.	36/127

* cited by examiner

Primary Examiner — Elizabeth J Oswecki
(74) *Attorney, Agent, or Firm* — Daniel W. Sullivan


(57) **CLAIM**
The ornamental design for a golf shoe upper, as shown and described.

DESCRIPTION

FIG. 1 is a top perspective view of a golf shoe upper showing my new design;
FIG. 2 is a top plan view thereof;
FIG. 3 is a right side elevational view thereof;
FIG. 4 is a left side elevational view thereof;
FIG. 5 is a bottom plan view thereof;
FIG. 6 is a front elevational view thereof; and,
FIG. 7 is a rear elevational view thereof.
The broken lines shown on the top surface of the shoe as small oblong shapes in FIGS. 1-7 represent thread stitching. The broken lines in FIGS. 1-7 on the bottom of the shoe showing a shoe outsole, including cleats form no part of the claimed design.

1 Claim, 4 Drawing Sheets

- (56) **References Cited**
U.S. PATENT DOCUMENTS
- | | | | | | | |
|-----------|---|---|---------|---------------|-------|---------|
| 4,704,809 | A | * | 11/1987 | Ballard | | 36/127 |
| 4,819,940 | A | * | 4/1989 | Davis | | 473/217 |
| D518,281 | S | * | 4/2006 | Lane et al. | | D2/969 |
| D530,068 | S | * | 10/2006 | Lane et al. | | D2/969 |
| D541,514 | S | * | 5/2007 | Lane, III | | D2/969 |
| D541,516 | S | * | 5/2007 | Lane, III | | D2/969 |
| D560,338 | S | * | 1/2008 | Lane, III | | D2/969 |
| D560,897 | S | * | 2/2008 | Feeney et al. | | D2/969 |
| D561,453 | S | * | 2/2008 | Lane et al. | | D2/969 |



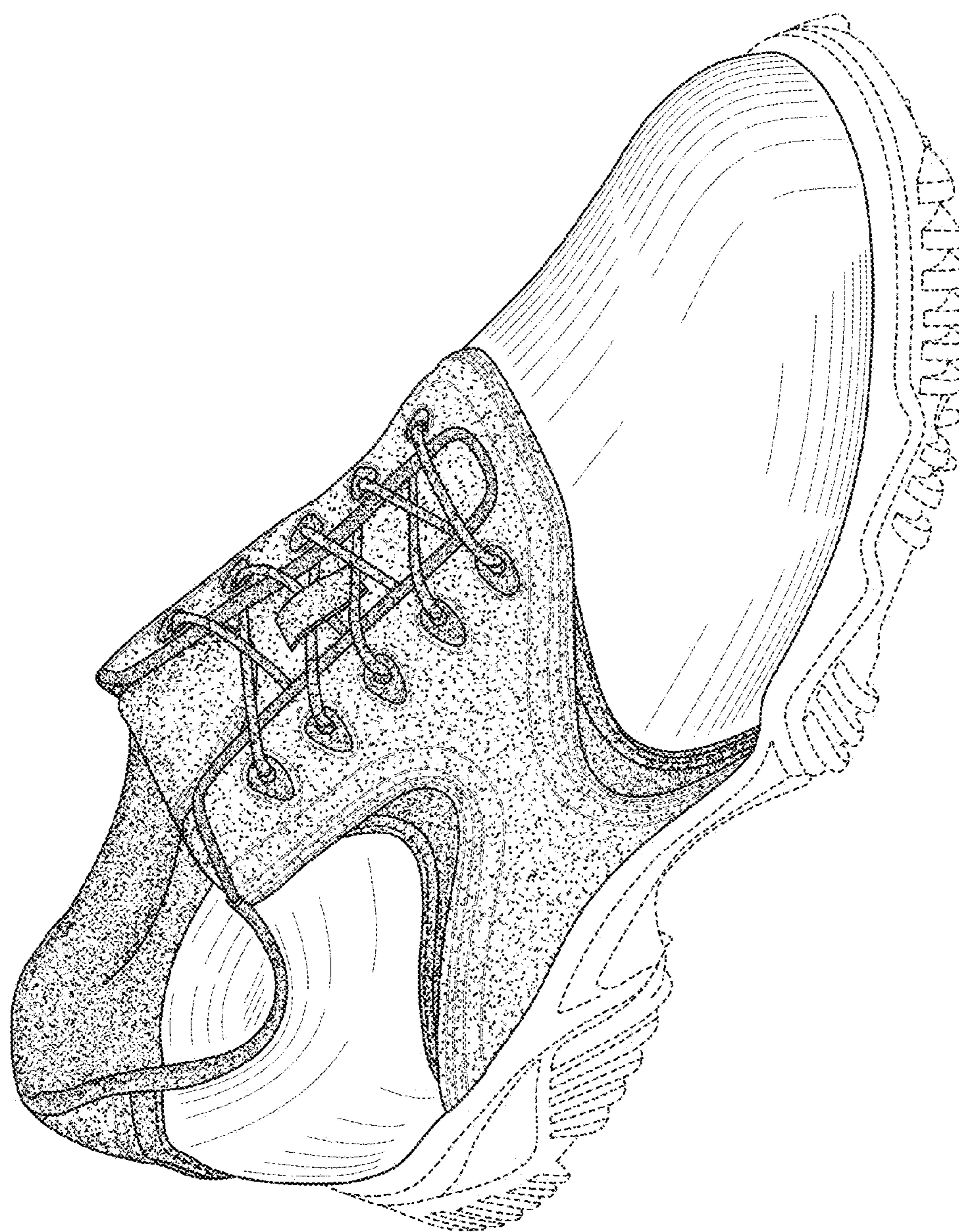


FIG. 1

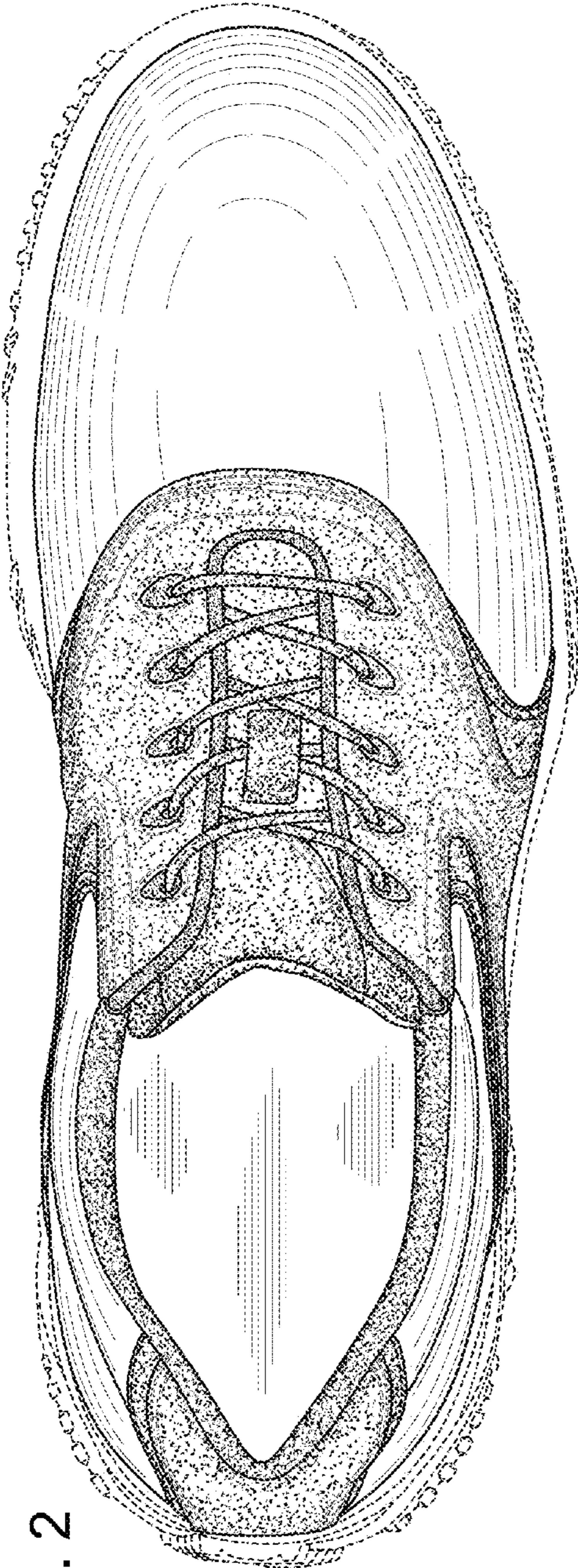


FIG. 2

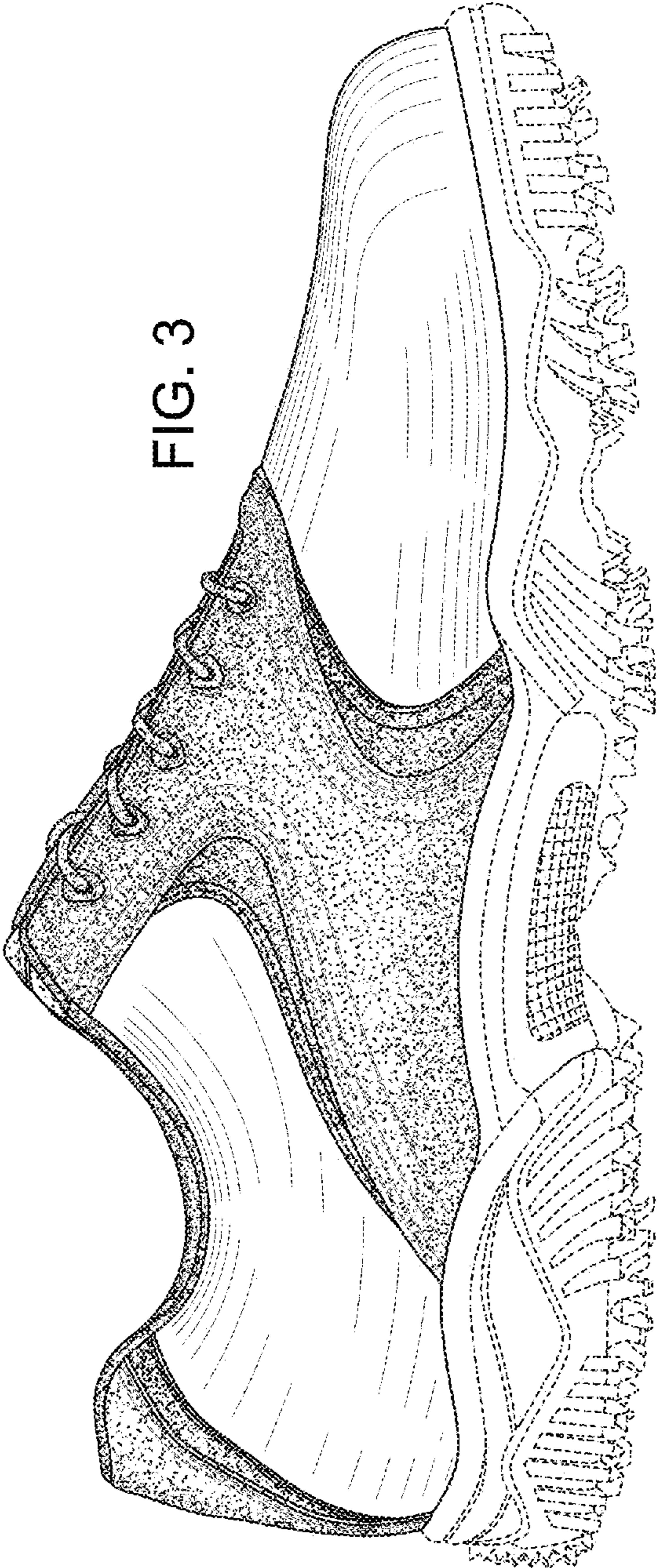


FIG. 3

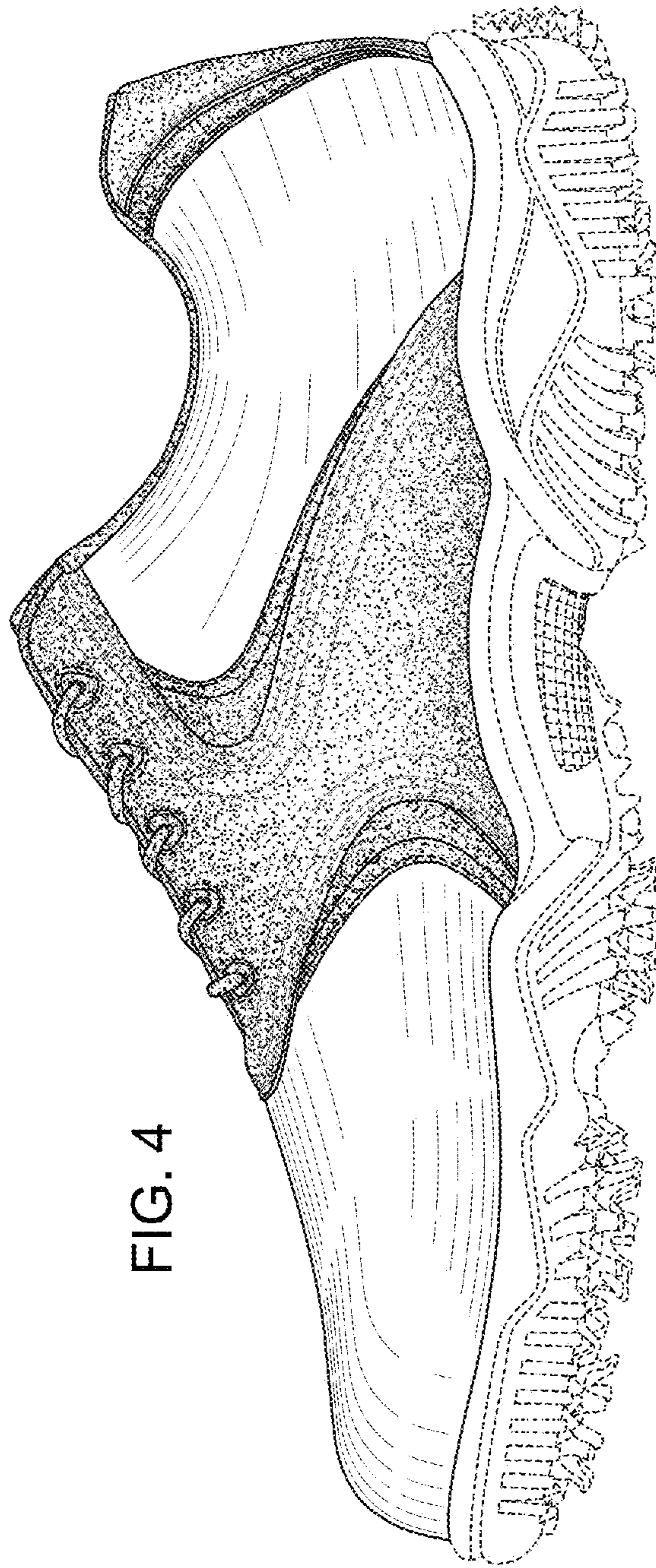


FIG. 4

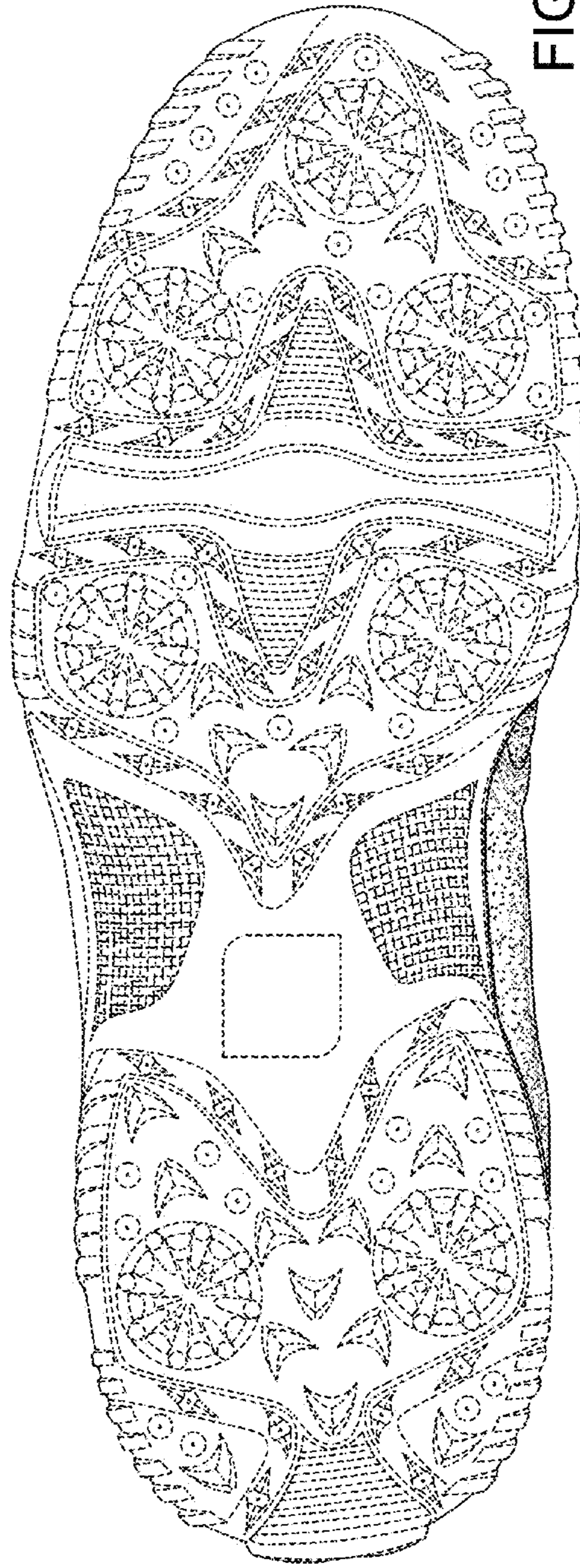


FIG. 5

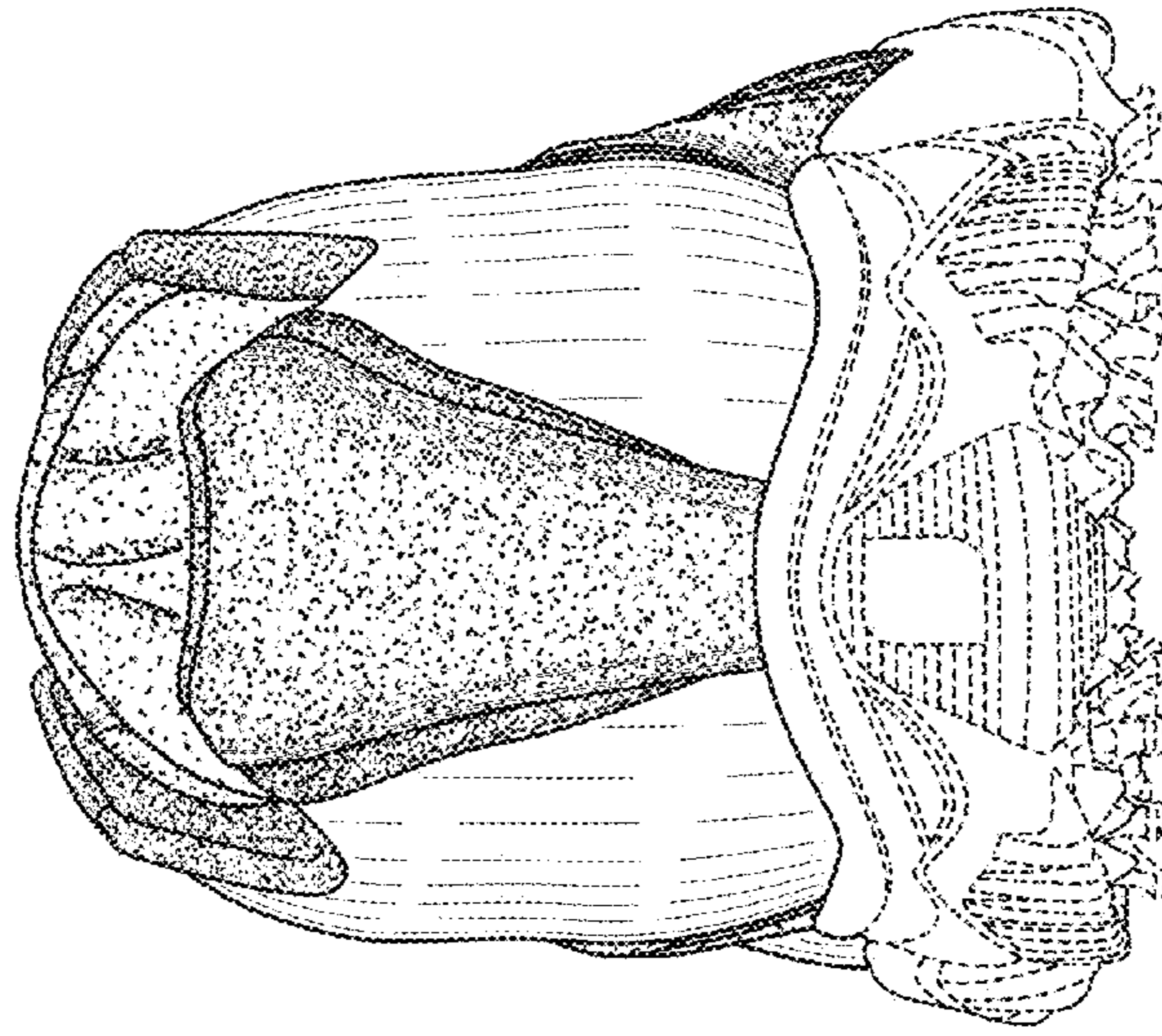


FIG. 7

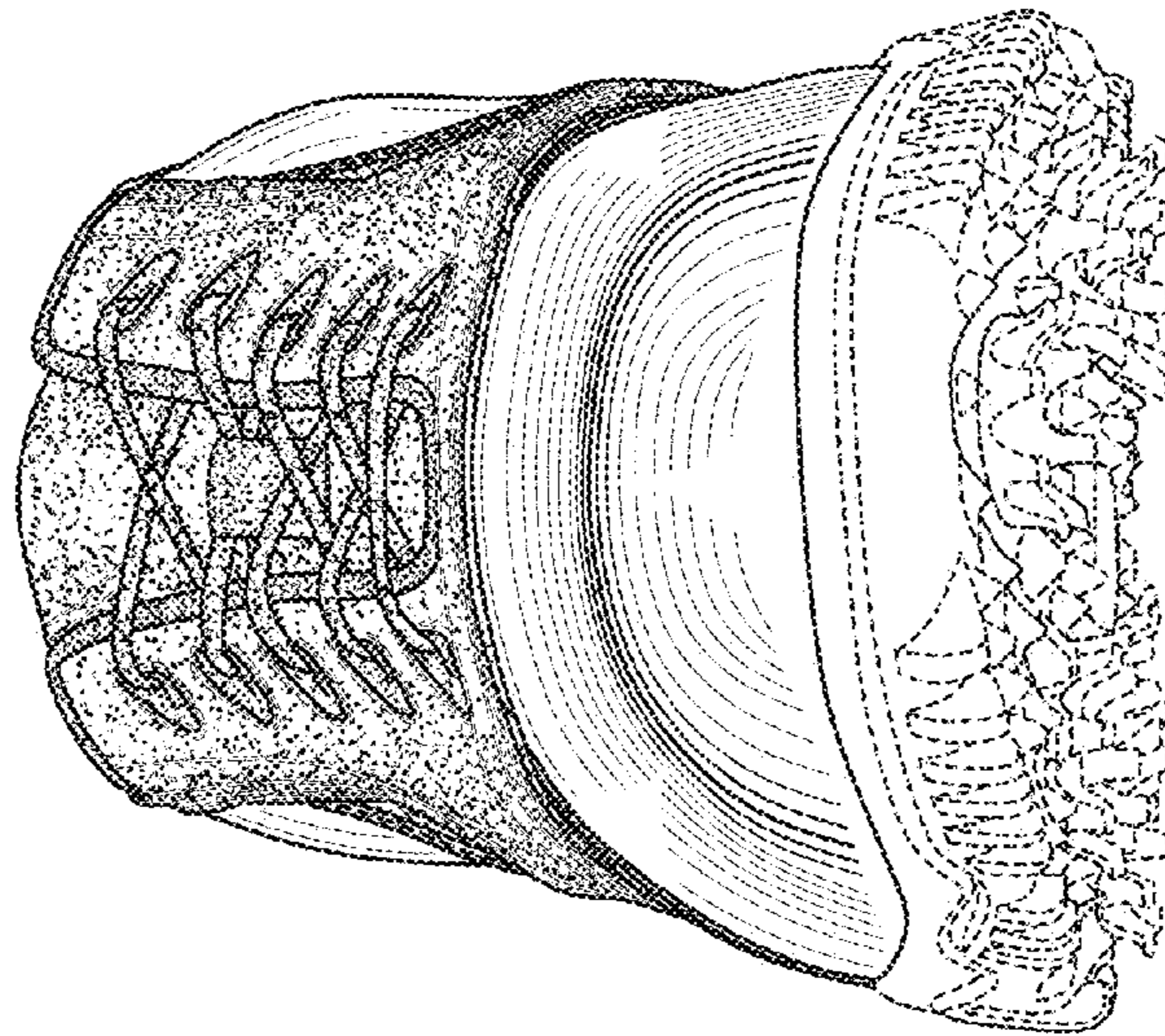


FIG. 6