



US00D725348S

(12) **United States Design Patent**
Cutler

(10) **Patent No.:** **US D725,348 S**
(45) **Date of Patent:** **** Mar. 31, 2015**

(54) **CYCLING SHORTS**

(71) Applicant: **WestField Technologies Lda**, Esmoriz (PT)

(72) Inventor: **Charles Cutler**, Esmoriz (PT)

(**) Term: **14 Years**

(21) Appl. No.: **29/493,488**

(22) Filed: **Jun. 10, 2014**

(30) **Foreign Application Priority Data**

Dec. 11, 2013 (EM) 001396527-0001
Dec. 11, 2013 (EM) 001396527-0002

(51) **LOC (10) Cl.** **02-02**

(52) **U.S. Cl.**
USPC **D2/731**

(58) **Field of Classification Search**
USPC D2/731, 738, 739, 742, 743, 745; 2/75,
2/79, 80, 83, 227-229, 235-238, 242,
2/269

See application file for complete search history.

(56) **References Cited**

U.S. PATENT DOCUMENTS

1,867,445 A * 7/1932 Dills 2/67
1,981,320 A * 11/1934 Martin 2/67
3,436,762 A * 4/1969 Cahan 2/67
D339,900 S * 10/1993 Fanning D2/731
6,460,186 B1 10/2002 Dailly
D504,202 S * 4/2005 Coutant D2/743
D515,283 S * 2/2006 Africa et al. D2/731

D515,284 S * 2/2006 Africa et al. D2/731
2006/0277645 A1 * 12/2006 Okajima 2/69
2009/0088306 A1 * 4/2009 Alaniz et al. 482/148
2009/0113598 A1 * 5/2009 Maier 2/79
2012/0266361 A1 * 10/2012 Maier 2/227

FOREIGN PATENT DOCUMENTS

EP 2111767 A1 10/2009
EP 2478783 A1 7/2012

OTHER PUBLICATIONS

Search Report for Application No. GB1321950.6, 3 pgs.

* cited by examiner

Primary Examiner — Rashida Johnson

(74) *Attorney, Agent, or Firm* — Vincent J. Allen; Carstens & Cahoon, LLP

(57) **CLAIM**

The ornamental design for cycling shorts, as shown and described.

DESCRIPTION

FIG. 1 is a front perspective view of the cycling shorts of the present invention in an upright position.

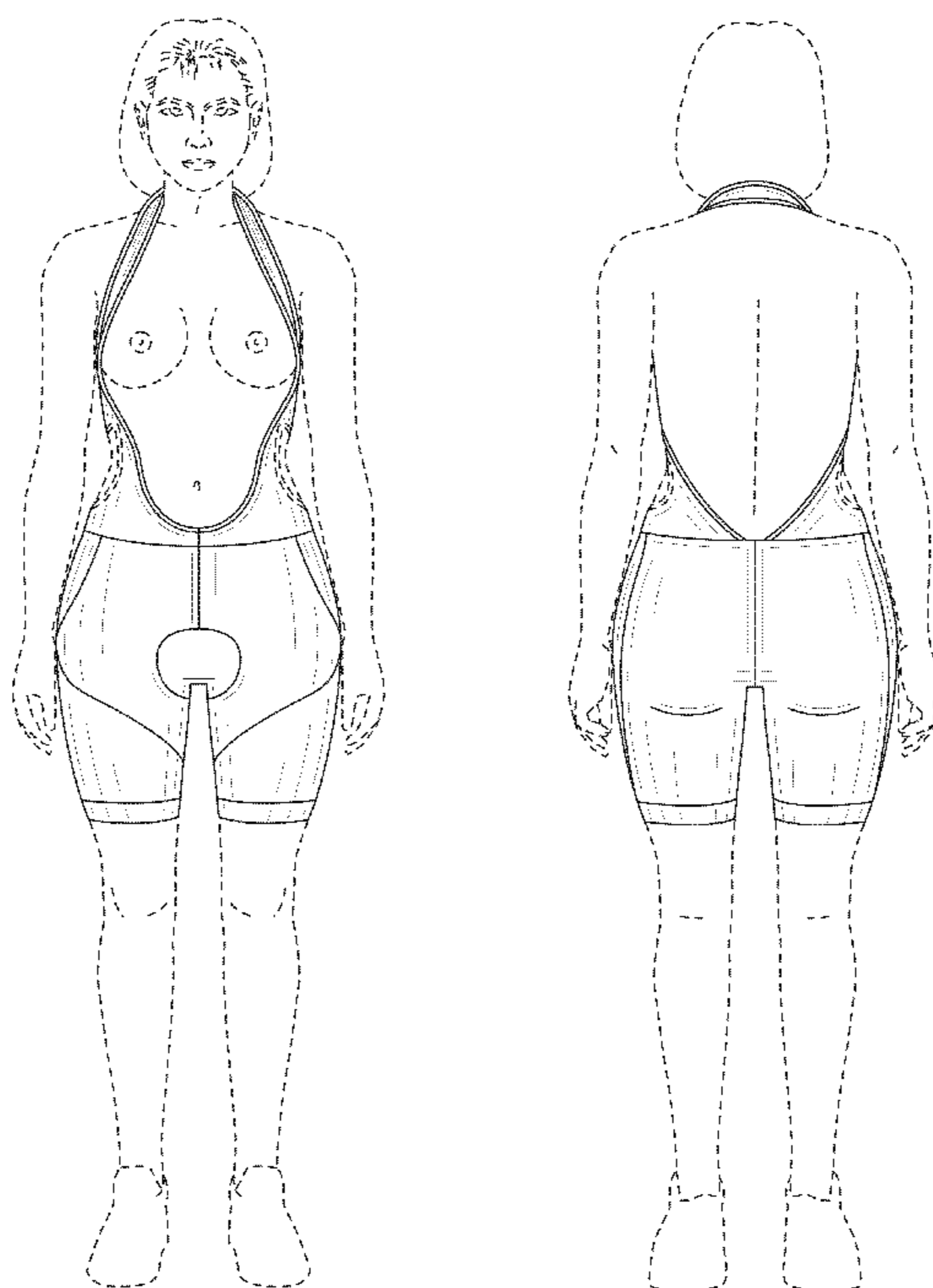
FIG. 2 is a rear perspective view of the cycling shorts of the present invention in an upright position.

FIG. 3 is a right side perspective view of the cycling shorts of the present invention shown in an athletic position; and,

FIG. 4 is a right side perspective view of the cycling shorts of the present invention shown in an upright position.

The portions of the Figures shown in broken lines form no part of the claimed design.

1 Claim, 4 Drawing Sheets



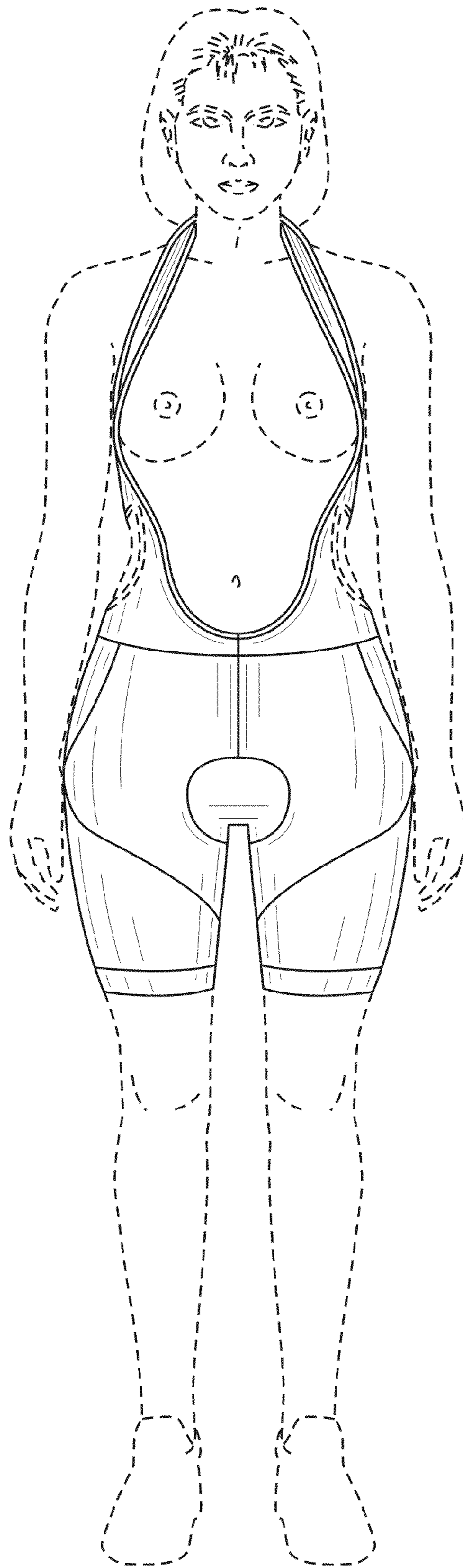


FIG. 1

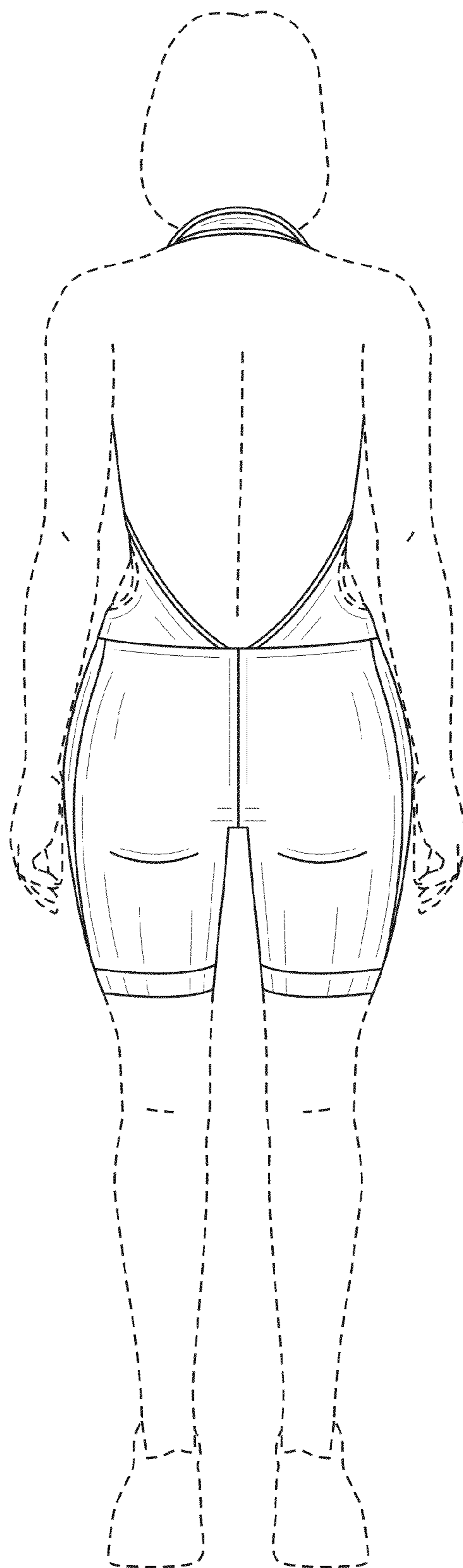


FIG. 2

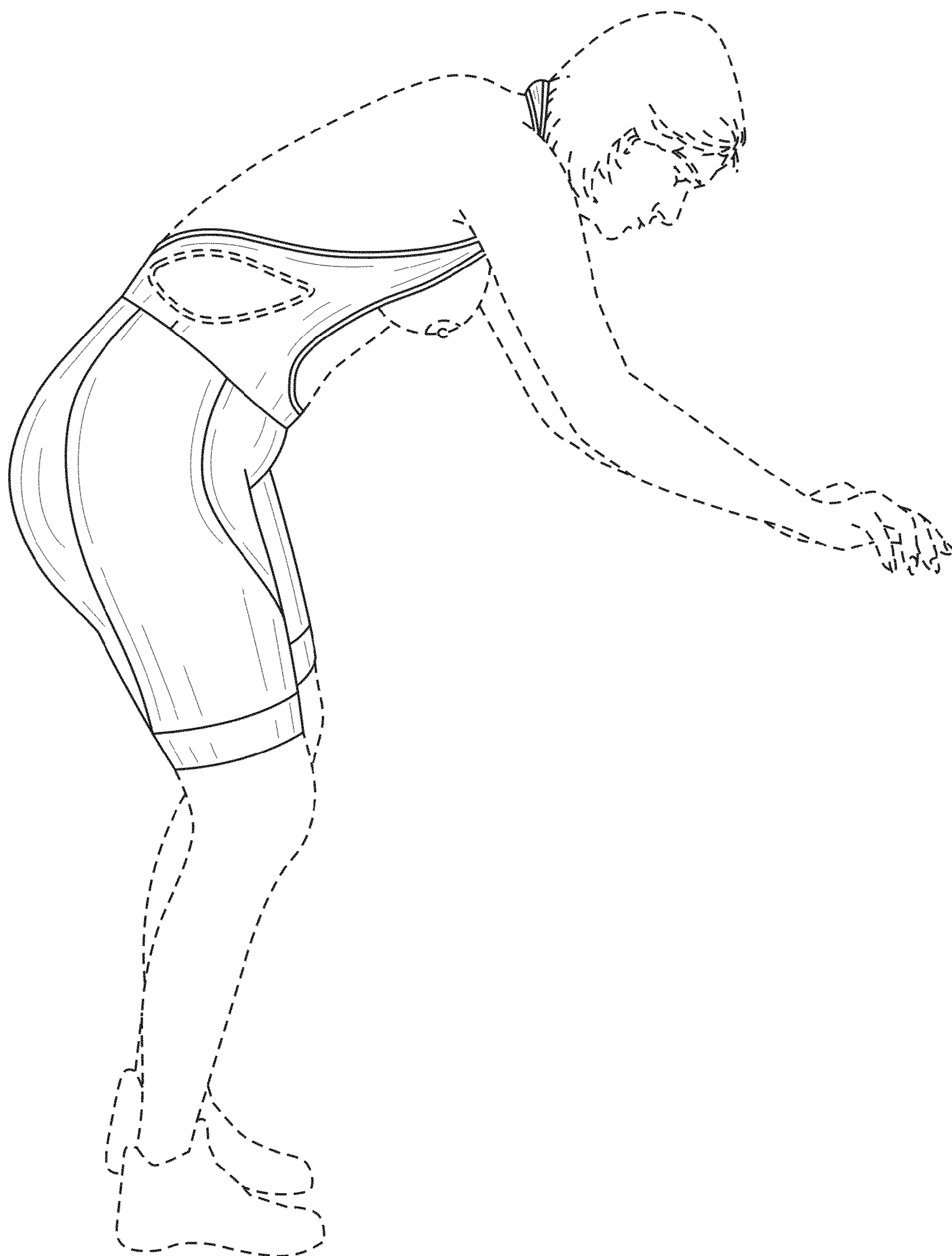


FIG. 3



FIG. 4