



US00D725347S

(12) **United States Design Patent**
Kirkwood

(10) **Patent No.:** **US D725,347 S**
(45) **Date of Patent:** **** Mar. 31, 2015**

(54) **GARMENT**

(71) Applicant: **Kathleen Kirkwood**, New York, NY
(US)

(72) Inventor: **Kathleen Kirkwood**, New York, NY
(US)

(**) Term: **14 Years**

(21) Appl. No.: **29/454,434**

(22) Filed: **May 9, 2013**

(51) **LOC (10) Cl.** **02-02**

(52) **U.S. Cl.**
USPC **D2/701**; D2/703; D2/705

(58) **Field of Classification Search**
CPC A41B 1/00; A41B 1/04; A41B 1/06;
A41B 1/08; A41B 9/00; A41B 9/06; A41B
9/08; A41B 9/14; A41B 9/16; A41B 13/08;
A41B 2400/38; A41D 1/00; A41D 1/18;
A41D 13/0525; A41D 7/00; A61F 13/143;
A61F 5/24
USPC D2/700–705, 712, 717, 718, 723, 729,
D2/731, 733, 743, 750; 2/67, 69, 70, 72,
2/75, 80, 83, 103, 106, 107, 110–114,
2/117, 139, 237, 308, 311, 312, 319, 323,
2/333, 337, 406; 450/3, 14, 30, 33, 93,
450/95, 116, 154; 128/95.1, 96, 96.1
See application file for complete search history.

(56) **References Cited**

U.S. PATENT DOCUMENTS

D101,095 S	7/1936	Kranz	
D102,522 S	12/1936	Solomon	
D133,566 S	8/1942	Levi	
2,310,103 A	2/1943	McDonald	
D145,888 S	11/1946	Freilich	
2,469,260 A *	5/1949	Chalk	128/96.1
4,351,325 A *	9/1982	Walker	128/96.1
D561,978 S *	2/2008	Soulides	D2/712
D606,285 S	12/2009	Schindler	

D613,477 S	4/2010	Waldman	
D616,627 S *	6/2010	Schindler	D2/702
D632,052 S *	2/2011	Schindler	D2/702
D632,053 S	2/2011	Schindler	
D656,298 S	3/2012	Schindler	
D667,607 S	9/2012	Schindler	
8,568,195 B1 *	10/2013	Schindler	450/30
8,827,764 B2 *	9/2014	Caruso et al.	450/30
2008/0134409 A1 *	6/2008	Karasina	2/117
2012/0052770 A1 *	3/2012	Bhojwani	450/95
2013/0165018 A1 *	6/2013	Barker et al.	450/95
2013/0298303 A1 *	11/2013	Thompson	2/69
2014/0051332 A1 *	2/2014	Schindler	450/95

(Continued)

Primary Examiner — Mary Ann Calabrese

Assistant Examiner — Jennifer L Rempfer

(74) *Attorney, Agent, or Firm* — QuickPatents; Kevin Prince

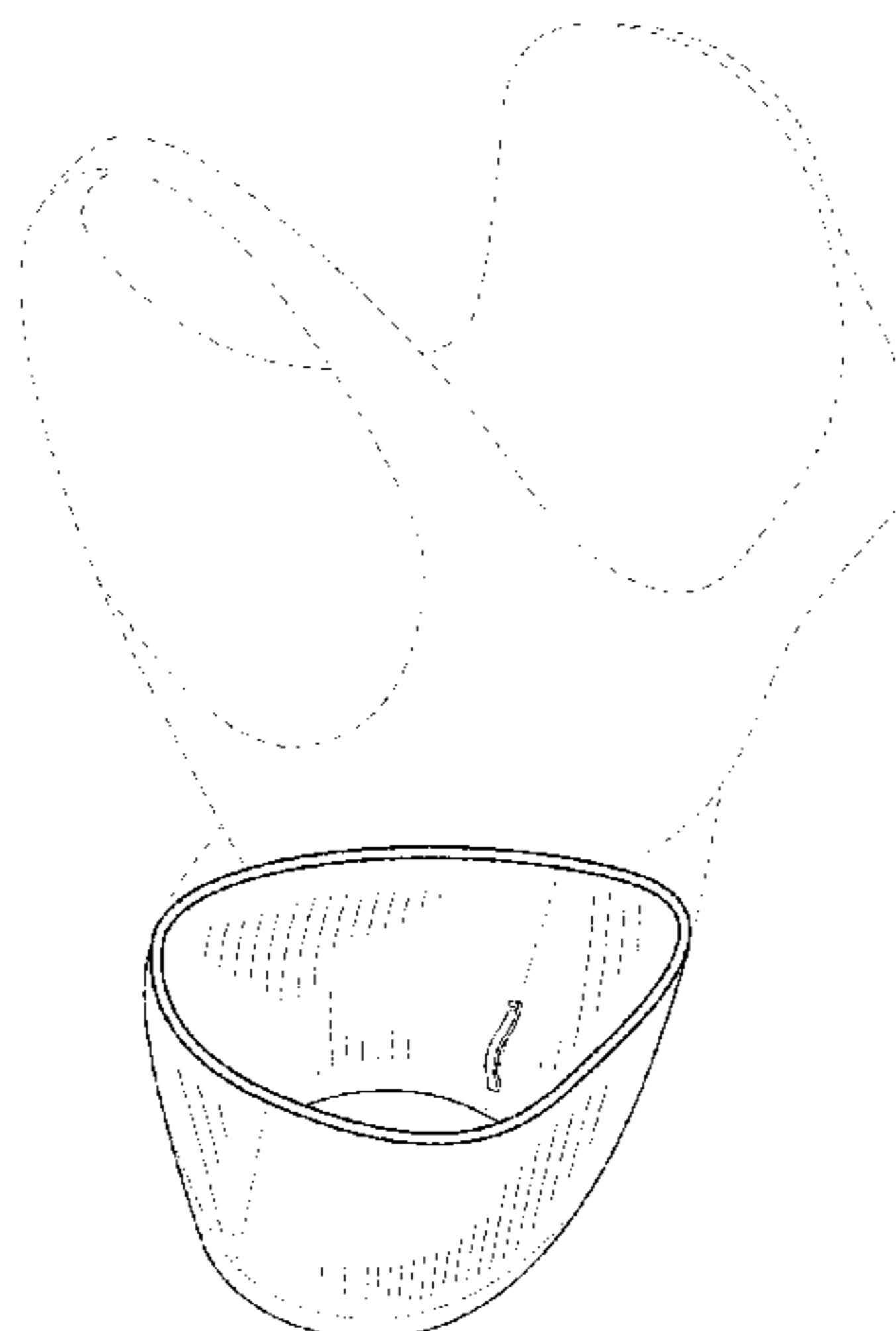
(57) **CLAIM**

I claim the ornamental design for a garment, as shown and described.

DESCRIPTION

FIG. 1 is a perspective view of a garment, showing my new design;
 FIG. 2 is a front elevational view thereof, the rear elevational view being a mirror image thereof;
 FIG. 3 is a left-side elevational view thereof, the right-side elevational view being a mirror image thereof;
 FIG. 4 is a top plan view thereof;
 FIG. 5 is a bottom plan view thereof;
 FIG. 6 is a cross-sectional view thereof, taken along line 6-6 of FIG. 3 and showing a pair of straps both in a fastened position; and,
 FIG. 7 is an enlarged cross-sectional view thereof, taken along line 6-6 of FIG. 3 and showing one of the pair of straps in an unfastened position.
 The broken lines showing a remaining portion of the upper garment in FIG. 1 depict environmental matter and form no part of the claimed design. The broken lines within the garment represent stitching, and are part of the claimed design.

1 Claim, 3 Drawing Sheets



(56)

References Cited

2014/0173802 A1* 6/2014 Frye 2/69
2014/0196188 A1* 7/2014 Brady 2/67

U.S. PATENT DOCUMENTS

2014/0090143 A1* 4/2014 Zureikat 2/69 * cited by examiner

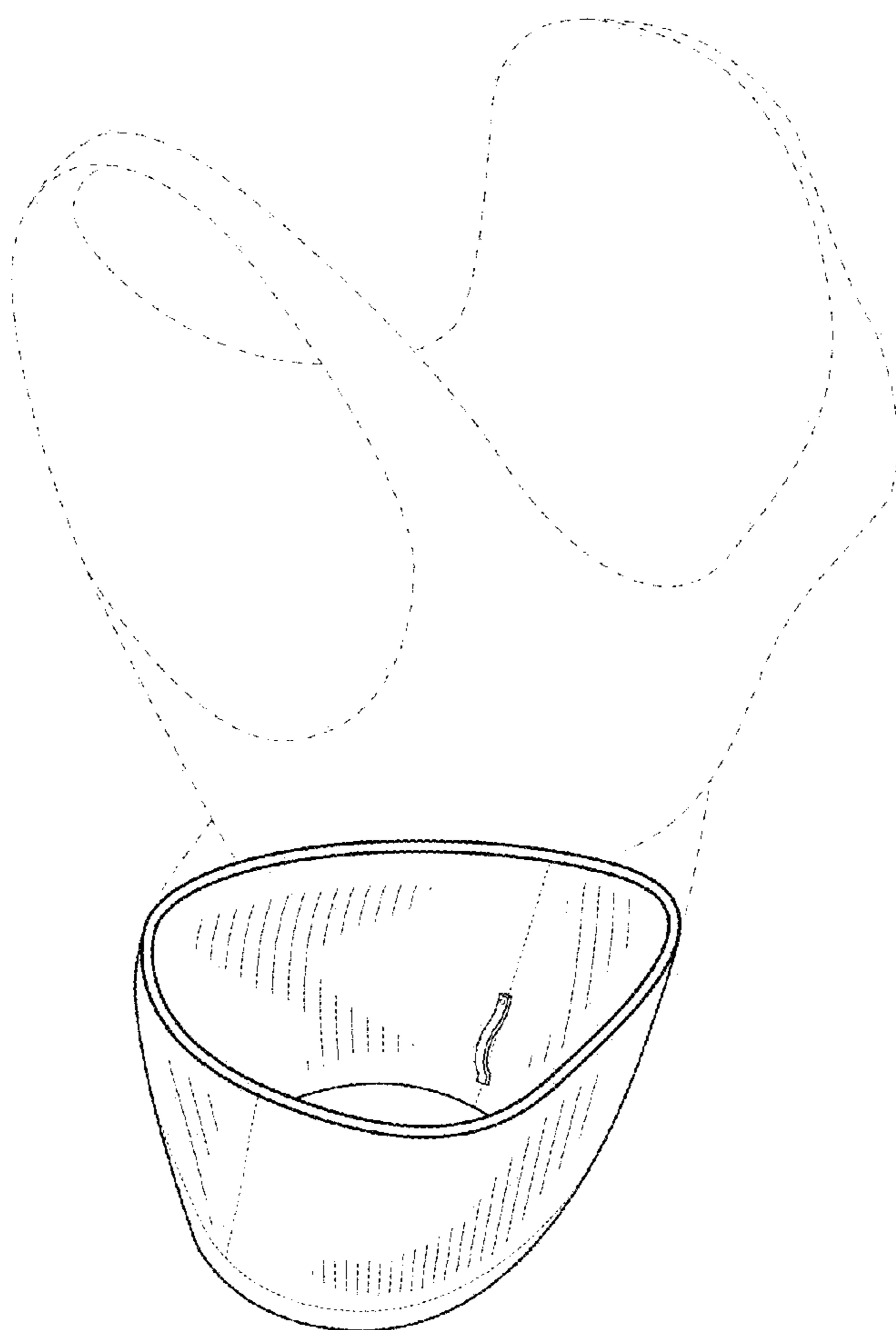


FIG. 1

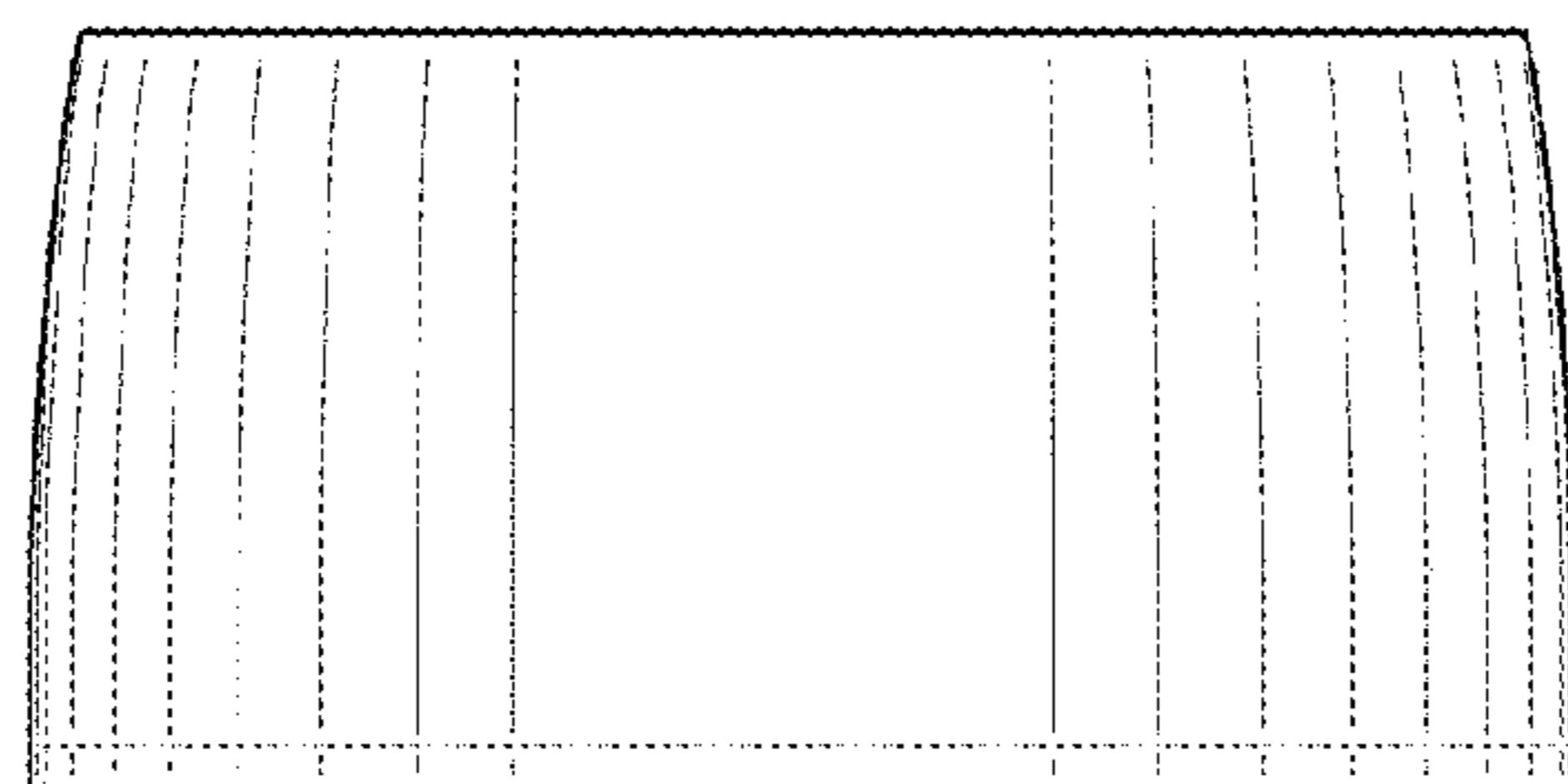


FIG. 2

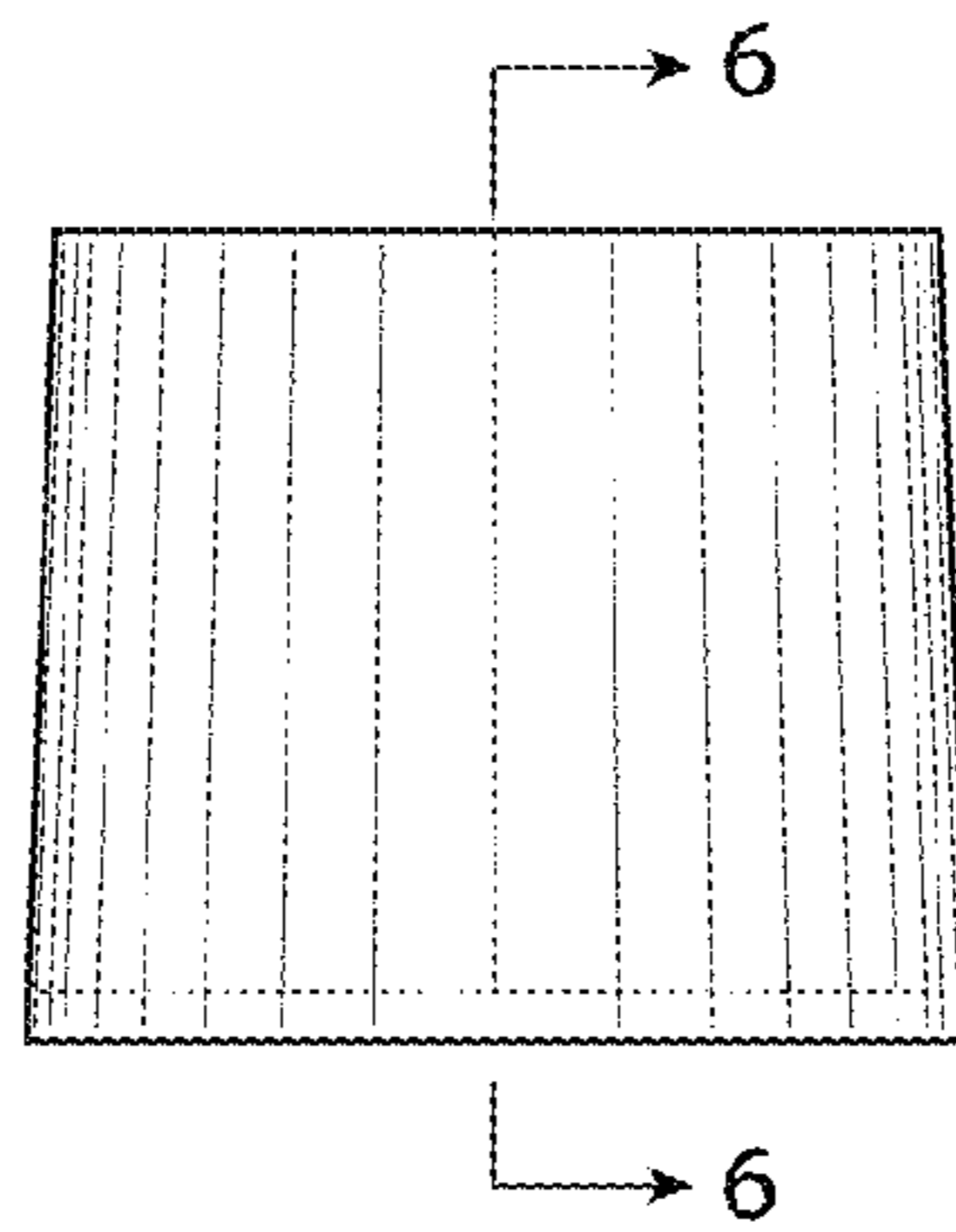


FIG. 3

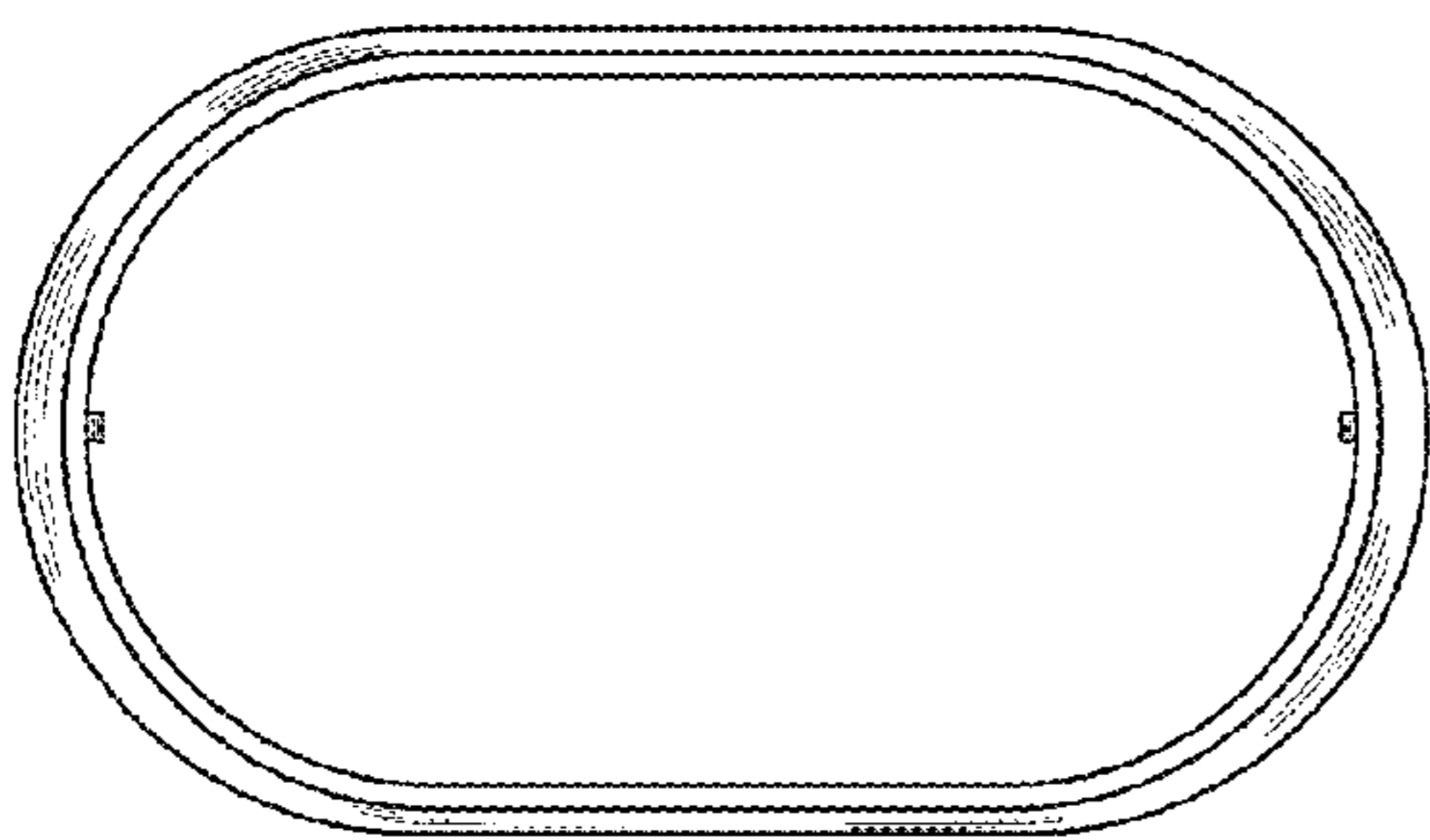


FIG. 4

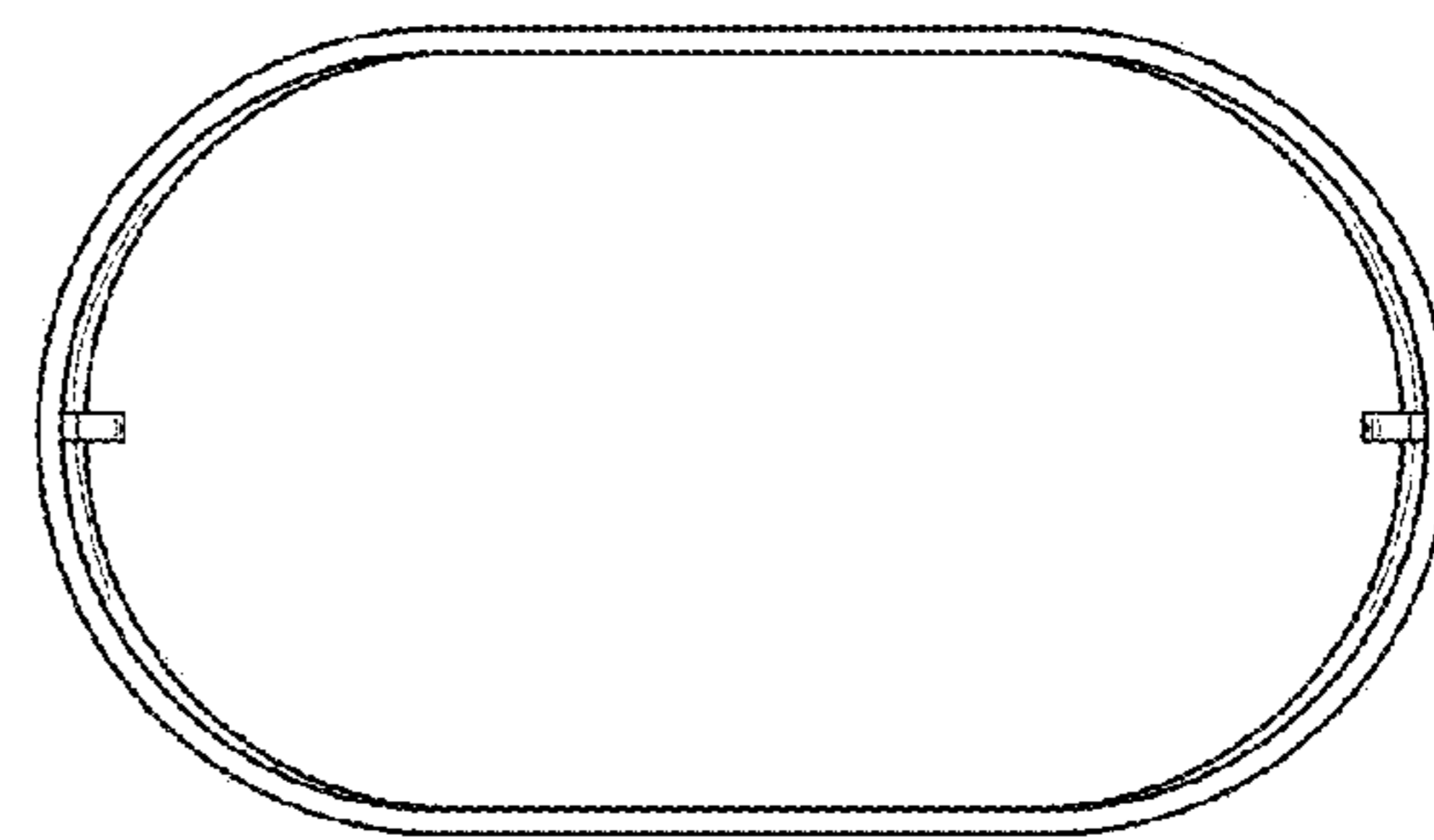


FIG. 5

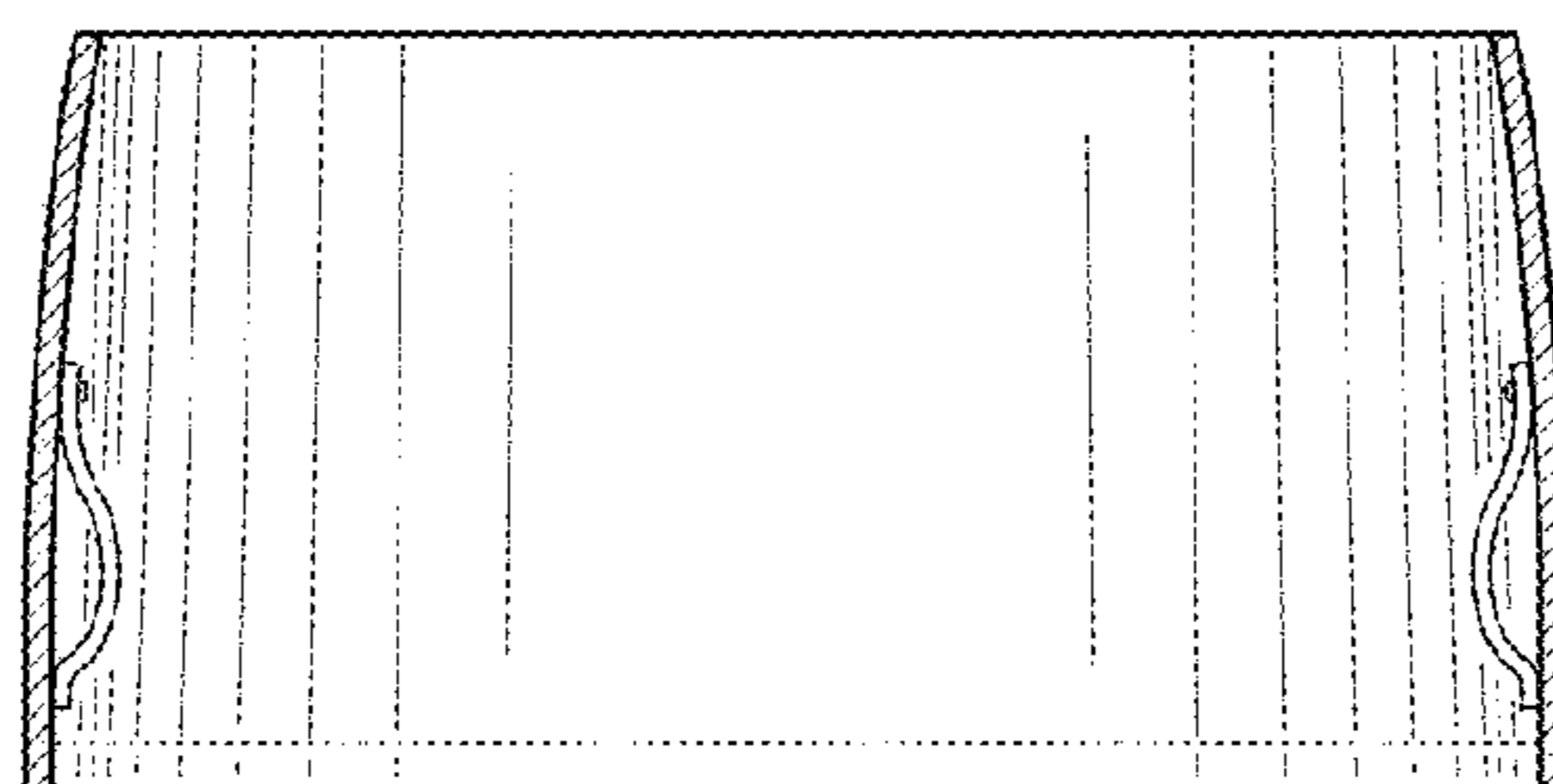


FIG. 6




FIG. 7