

US00D725325S

(12) **United States Design Patent**
Lee et al.

(10) **Patent No.:** **US D725,325 S**
(45) **Date of Patent:** **** Mar. 24, 2015**

(54) **TRAY FOR DISHWASHER**

(71) Applicant: **Samsung Electronics Co., Ltd.**,
Suwon-si (KR)

(72) Inventors: **Jae Moon Lee**, Seoul (KR); **Jae Jun Kim**, Seoul (KR); **Ji Young Shin**, Seoul (KR)

(73) Assignee: **Samsung Electronics Co., Ltd.** (KR)

(**) Term: **14 Years**

(21) Appl. No.: **29/487,994**

(22) Filed: **Apr. 14, 2014**

(30) **Foreign Application Priority Data**

Nov. 1, 2013 (KR) 30-2013-0055149

(51) **LOC (10) Cl.** **15-05**

(52) **U.S. Cl.**
USPC **D32/3**

(58) **Field of Classification Search**
USPC D32/1, 2, 3, 25, 55; D3/309-314;
134/56 D, 57 D, 58 D, 201; 220/56 D,
220/57 D, 58 D, 201; 206/507-509;
211/41.8-41.9

See application file for complete search history.

(56) **References Cited**

U.S. PATENT DOCUMENTS

5,009,053 A * 4/1991 Langenbeck et al. 53/58
5,115,822 A * 5/1992 Nichols 134/135

D403,472 S * 12/1998 Goodin et al. D32/3
5,881,906 A * 3/1999 Rogers et al. 220/607
D412,607 S * 8/1999 Goodin et al. D32/3
D481,179 S * 10/2003 Wendt et al. D32/3
D624,787 S * 10/2010 Adams et al. D7/409
D683,504 S * 5/2013 Clores D32/3
D703,396 S * 4/2014 Scherrer D32/3

* cited by examiner

Primary Examiner — T. Chase Nelson
Assistant Examiner — Michelle E Wilson

(74) *Attorney, Agent, or Firm* — Cantor Colburn LLP

(57) **CLAIM**

We claim, the ornamental design for a tray for dishwasher, as shown and described.

DESCRIPTION

FIG. 1 is a front perspective view of a tray for dishwasher showing our new design;
FIG. 2 is a front elevation view thereof;
FIG. 3 is a rear elevation view thereof;
FIG. 4 is a side elevation view thereof;
FIG. 5 is another side elevation view thereof;
FIG. 6 is a top plan view thereof;
FIG. 7 is a bottom plan view thereof; and,
FIG. 8 is a front perspective view thereof, illustrating separation of an upper tray from the tray for dishwasher in a user environment.

The broken lines are for environmental purposes only and form no part of the claimed design.

1 Claim, 6 Drawing Sheets

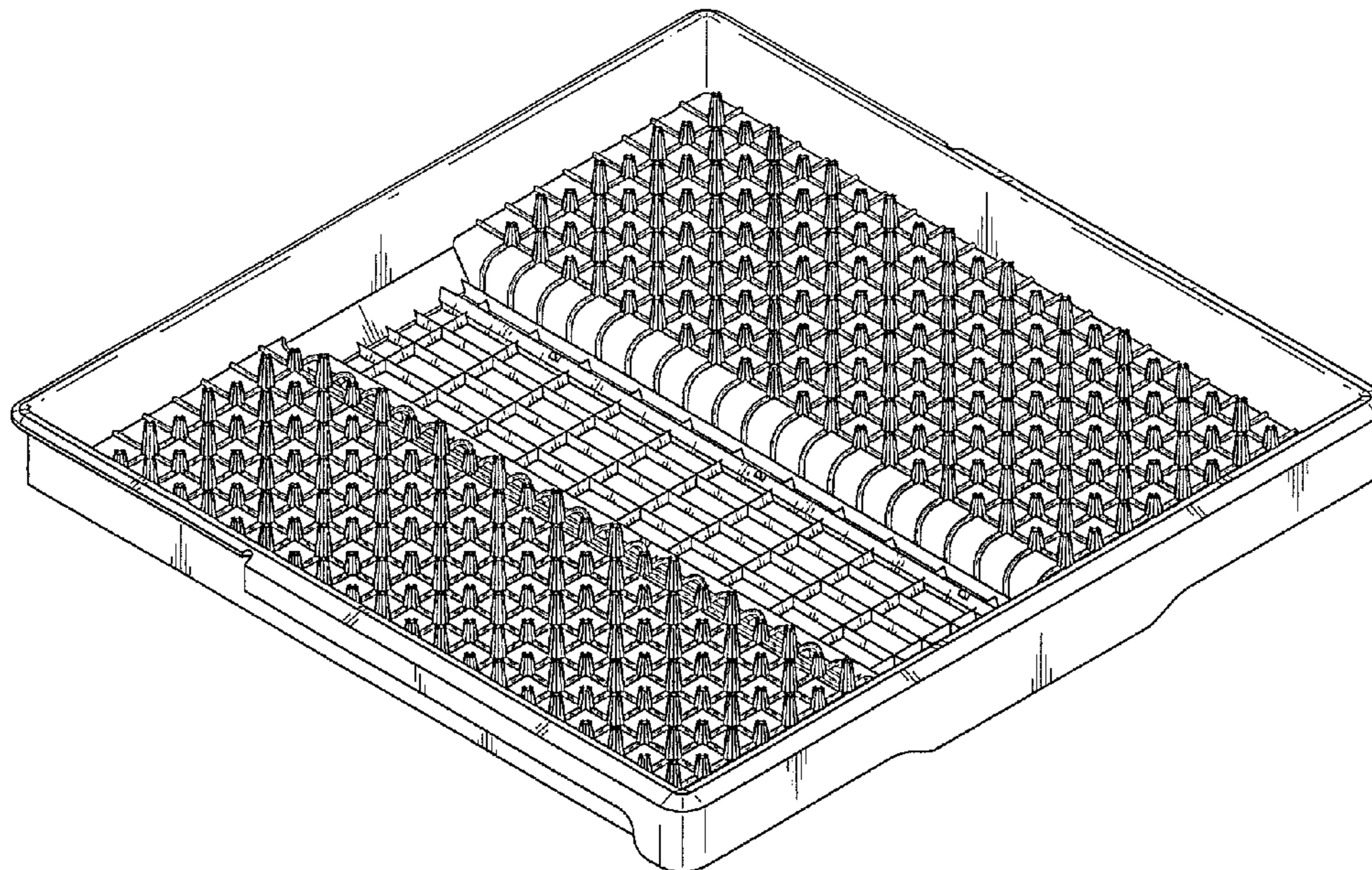


Fig. 1

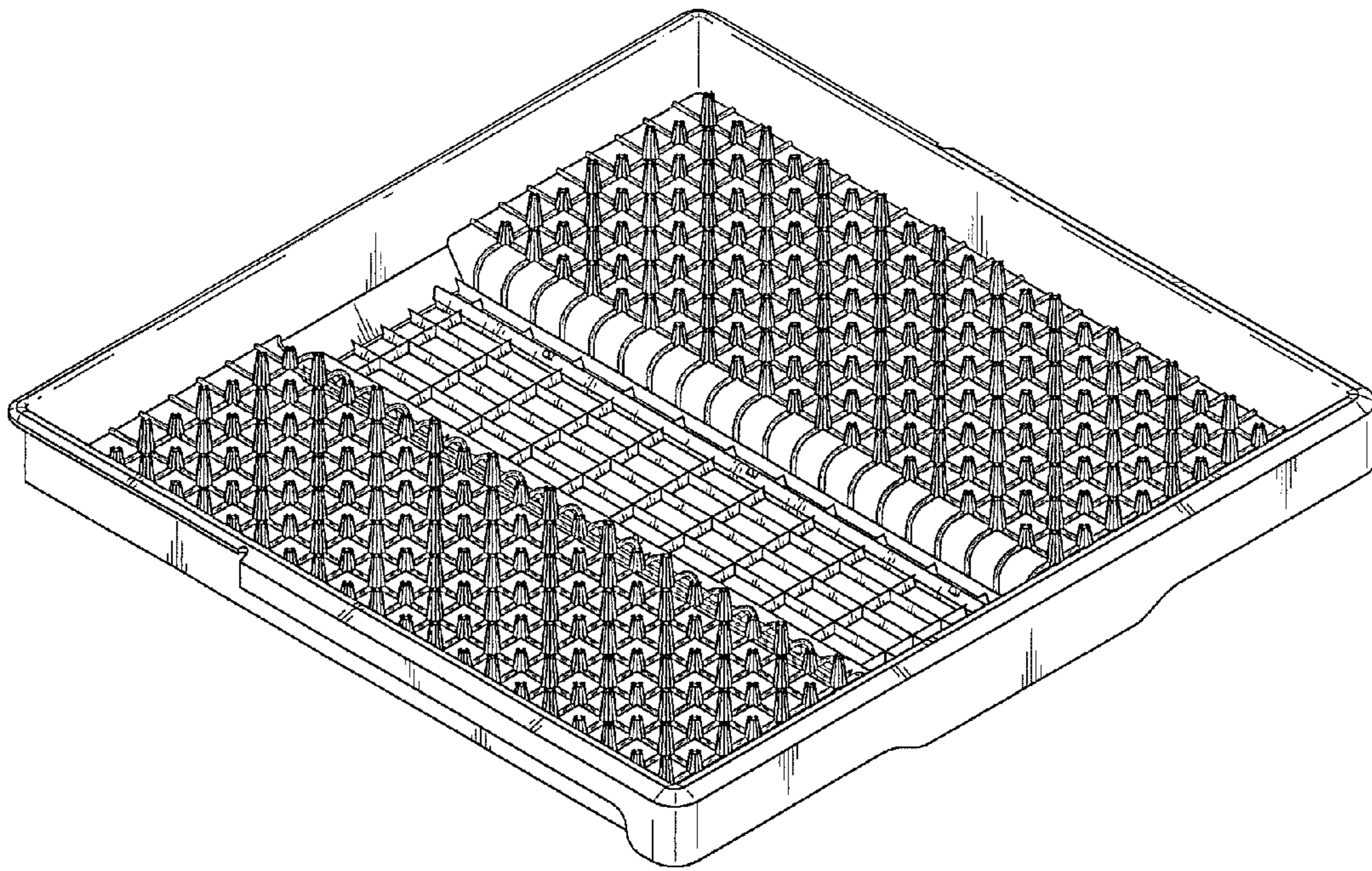


Fig. 2

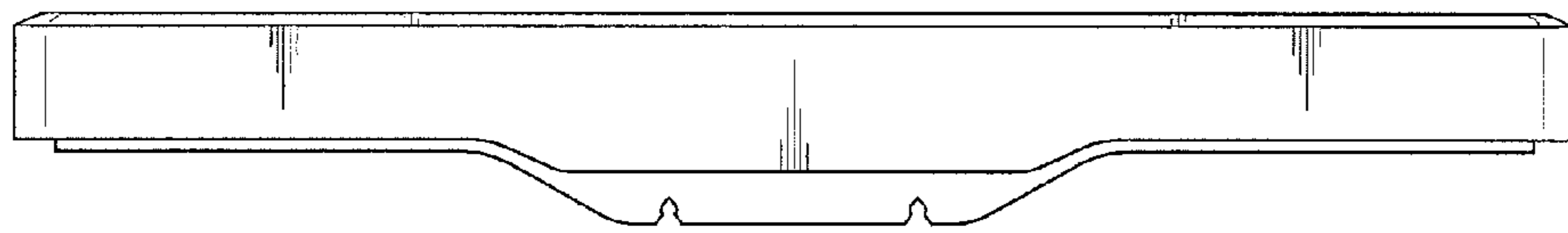


Fig. 3

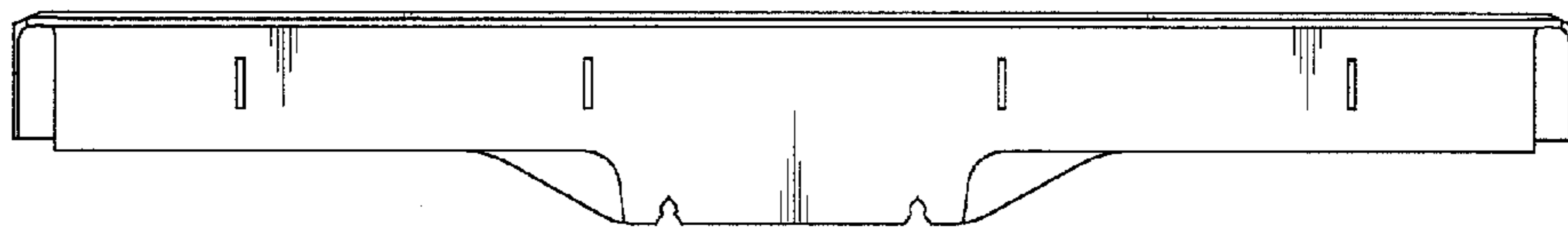


Fig. 4

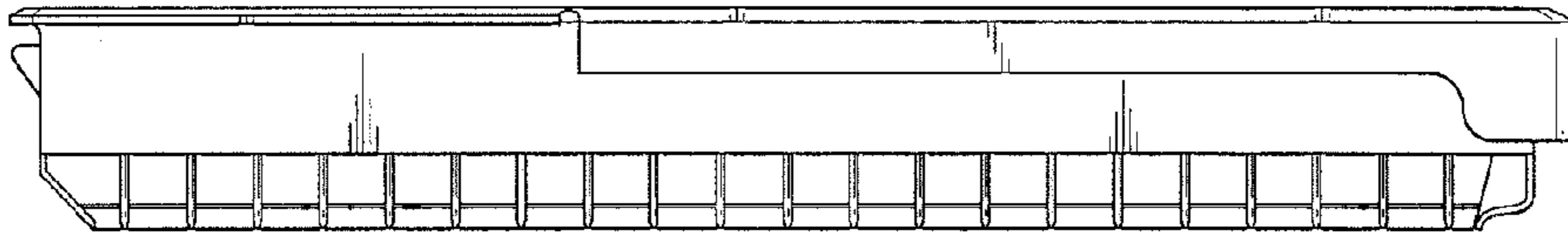


Fig. 5

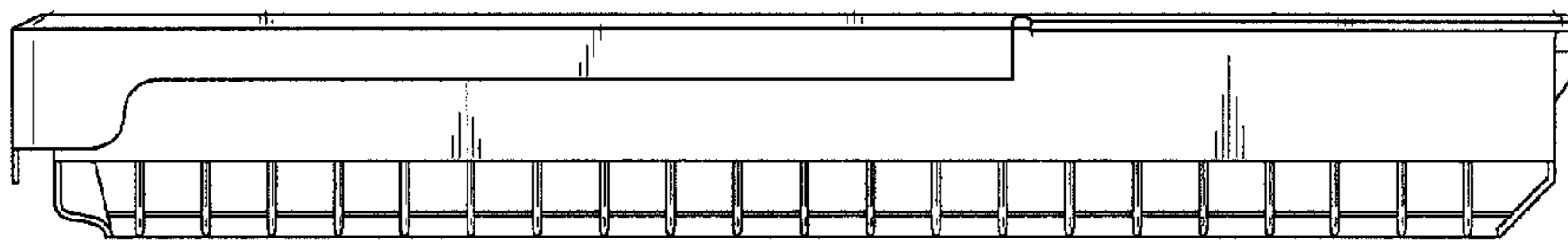


Fig. 6

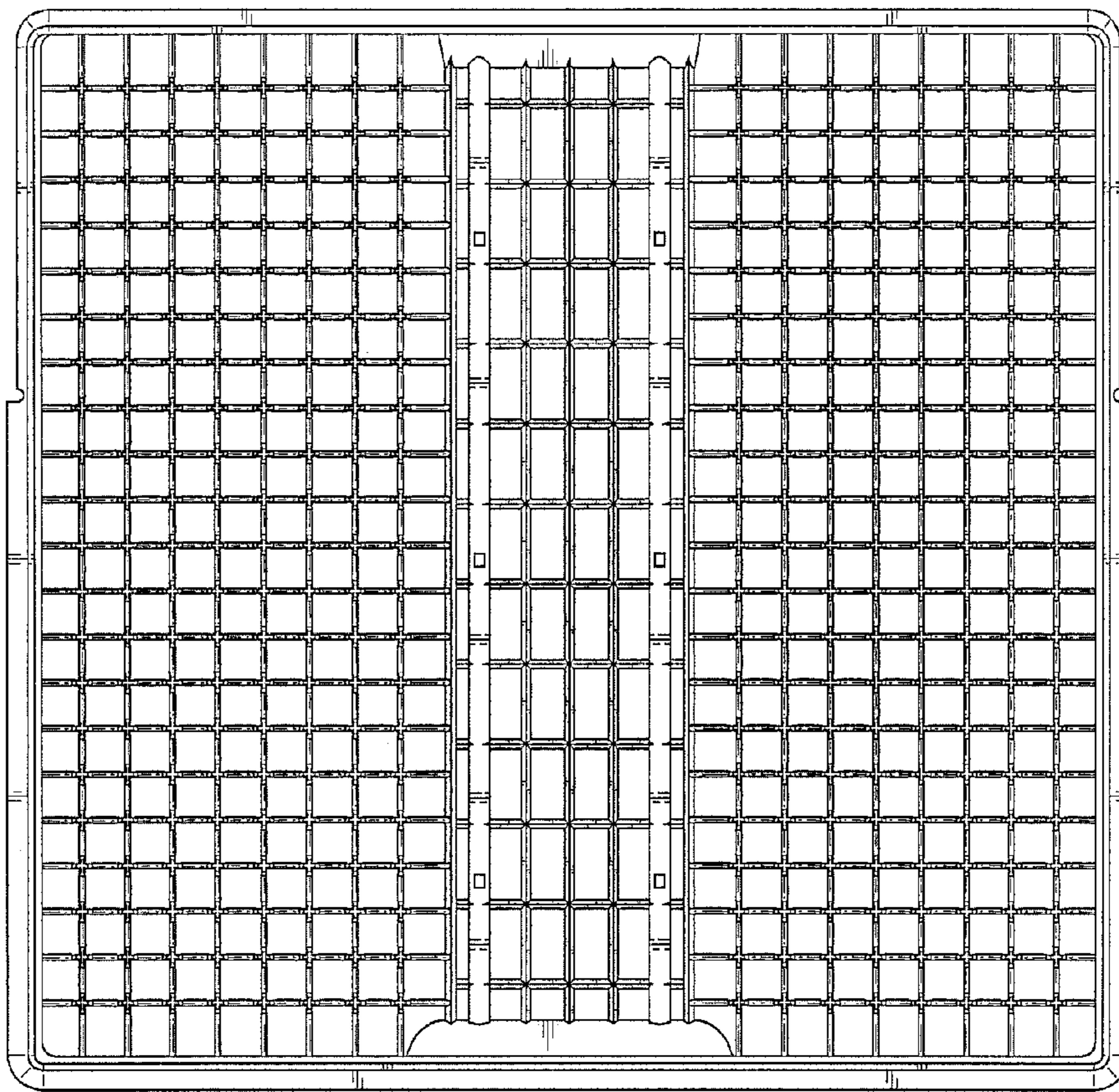


Fig. 7

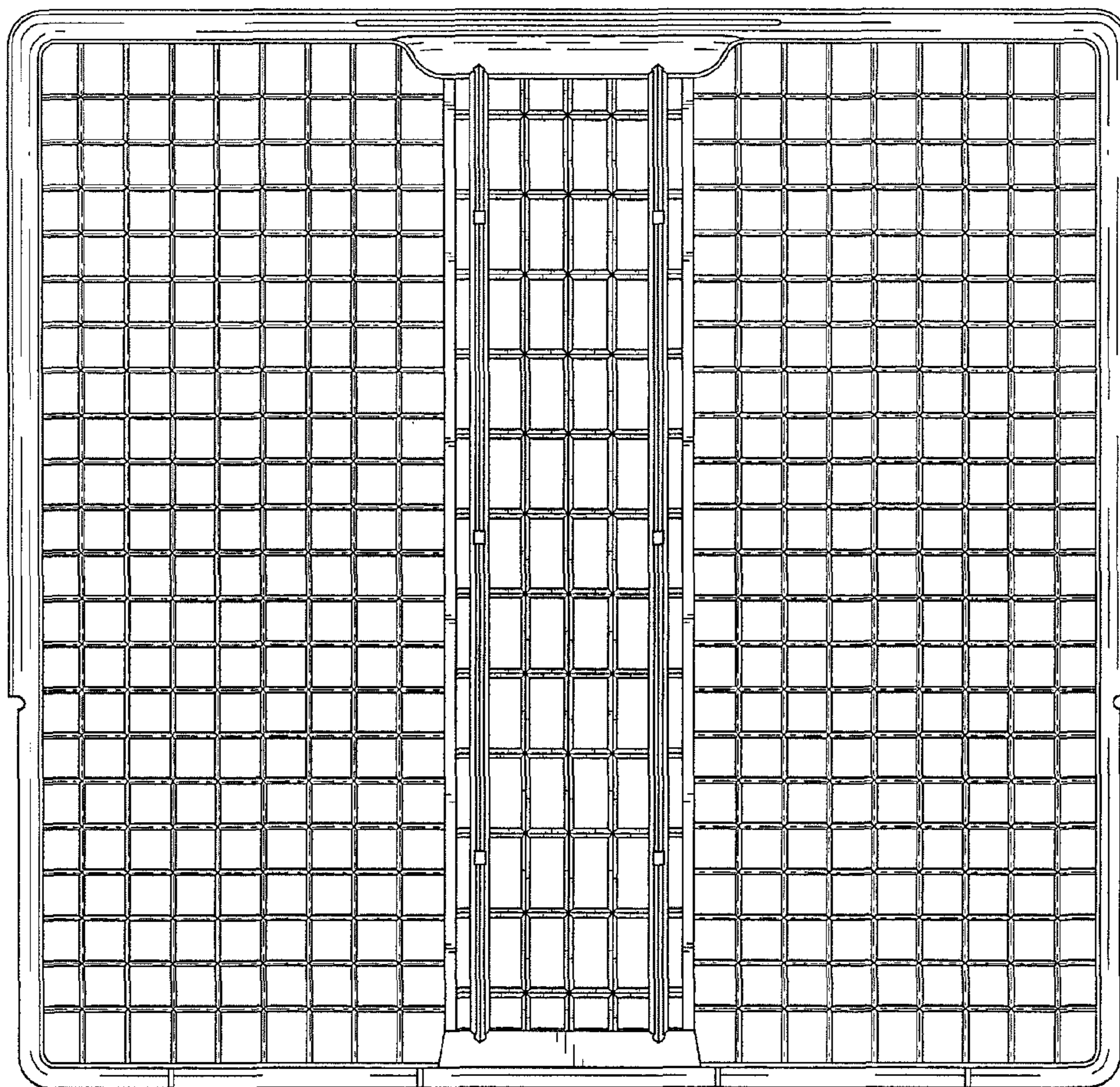


Fig. 8

