



US00D725322S

(12) **United States Design Patent**  
**Hutchings**

(10) **Patent No.:** **US D725,322 S**  
(45) **Date of Patent:** **\*\* Mar. 24, 2015**

- (54) **CALF TRANSPORTER**
- (71) Applicant: **Bruce A. Hutchings**, Sparta, TN (US)
- (72) Inventor: **Bruce A. Hutchings**, Sparta, TN (US)
- (\*\*) Term: **14 Years**
- (21) Appl. No.: **29/463,141**
- (22) Filed: **Aug. 13, 2013**
- (51) **LOC (10) Cl.** ..... **30-99**
- (52) **U.S. Cl.**  
USPC ..... **D30/199**
- (58) **Field of Classification Search**  
CPC .. A01K 1/0236; B62B 2206/00; B62B 15/07;  
B62B 2202/42  
USPC ..... D30/199; D12/128, 101, 105, 106;  
D22/199; 119/712, 723, 724, 728, 752,  
119/770, 771; 280/18, 19, 19.1, 20, 24,  
280/845; 414/462; 5/625, 627, 628, 81.1 T  
See application file for complete search history.

6,035,808	A	3/2000	Herman	
6,089,192	A *	7/2000	Gent	119/723
6,276,698	B1 *	8/2001	Calandra	280/19
6,565,101	B2 *	5/2003	Jones et al.	280/19
7,226,351	B1 *	6/2007	Sliger et al.	452/188
7,547,024	B1 *	6/2009	Dell	280/18
7,726,261	B2 *	6/2010	Everhart	119/795
7,740,298	B1 *	6/2010	Larson et al.	294/154
2012/0074679	A1 *	3/2012	Kinsey	280/845
2013/0078065	A1 *	3/2013	Butler	414/462

\* cited by examiner

*Primary Examiner* — Martie K Holtje

(74) *Attorney, Agent, or Firm* — Paul R. Martin

(57) **CLAIM**

The ornamental design for a calf transporter, as shown and described.

**DESCRIPTION**

FIG. 1 is a perspective view of a calf transporter showing my new design;  
 FIG. 2 is an enlarged perspective view thereof;  
 FIG. 3 is a top plan view of FIG. 2;  
 FIG. 4 is a bottom plan view of FIG. 2;  
 FIG. 5 is a left side elevational view of FIG. 2;  
 FIG. 6 is a right side elevational view of FIG. 2;  
 FIG. 7 is a front elevational view of FIG. 2; and,  
 FIG. 8 is a rear elevational view thereof.

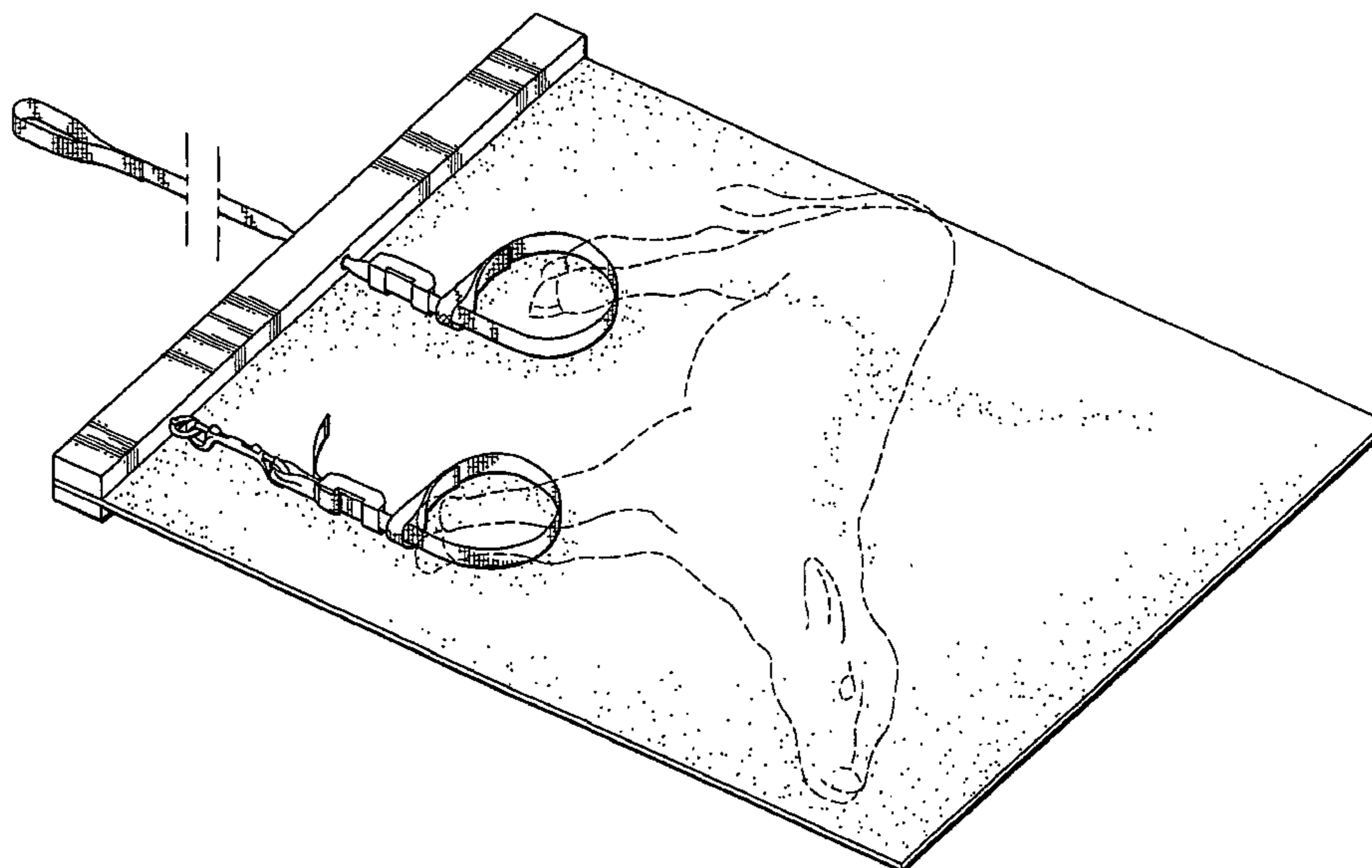
The truck portion and calf depicted by broken lines in FIGS. 1 and 2 have been shown for the purpose of illustrating environmental features that form no part of the claimed design. The broken away symbols in FIGS. 2 through 6 indicate that the appearance of any portion of the article between the break lines forms no part of the claimed design.

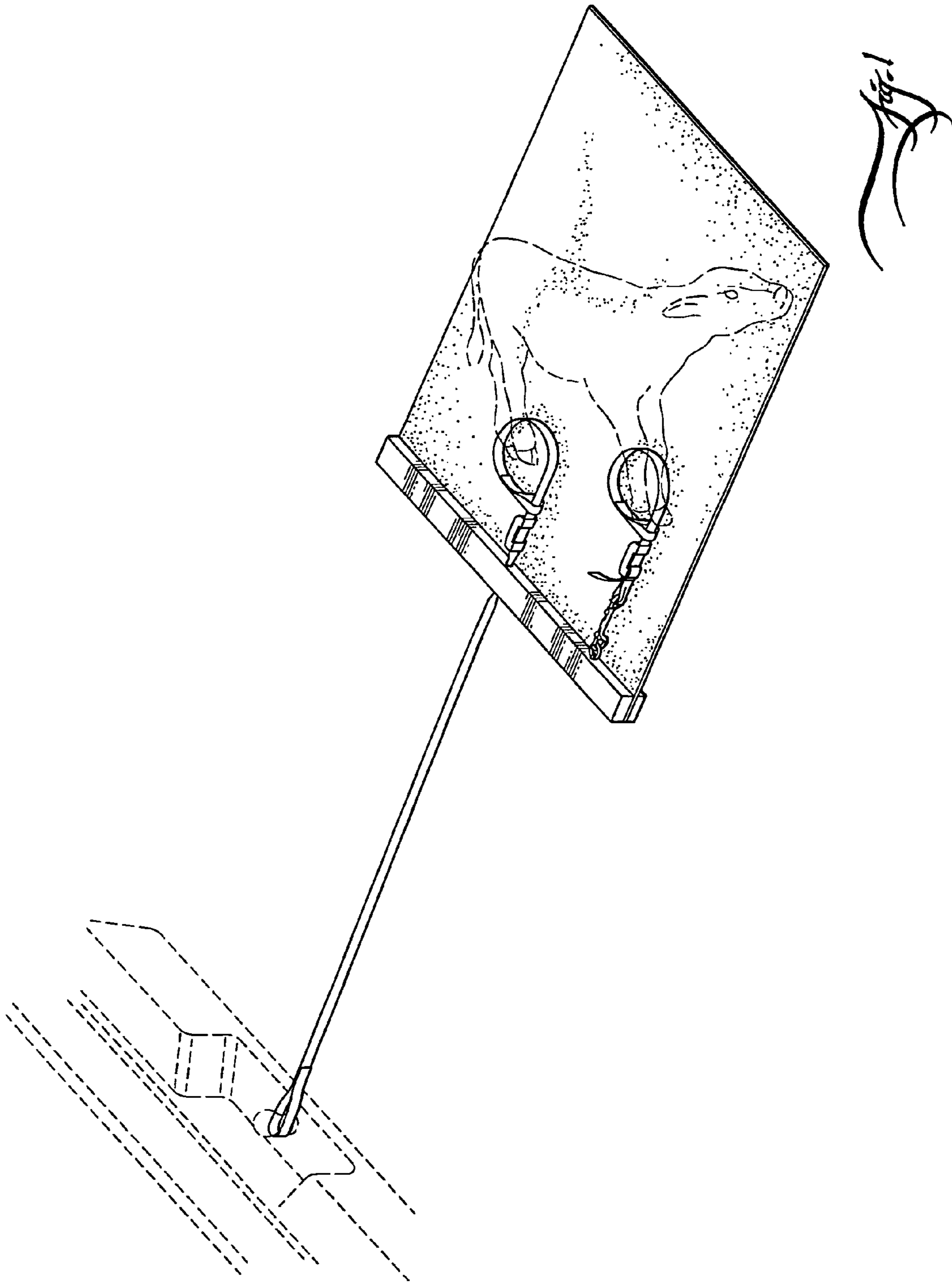
**1 Claim, 6 Drawing Sheets**

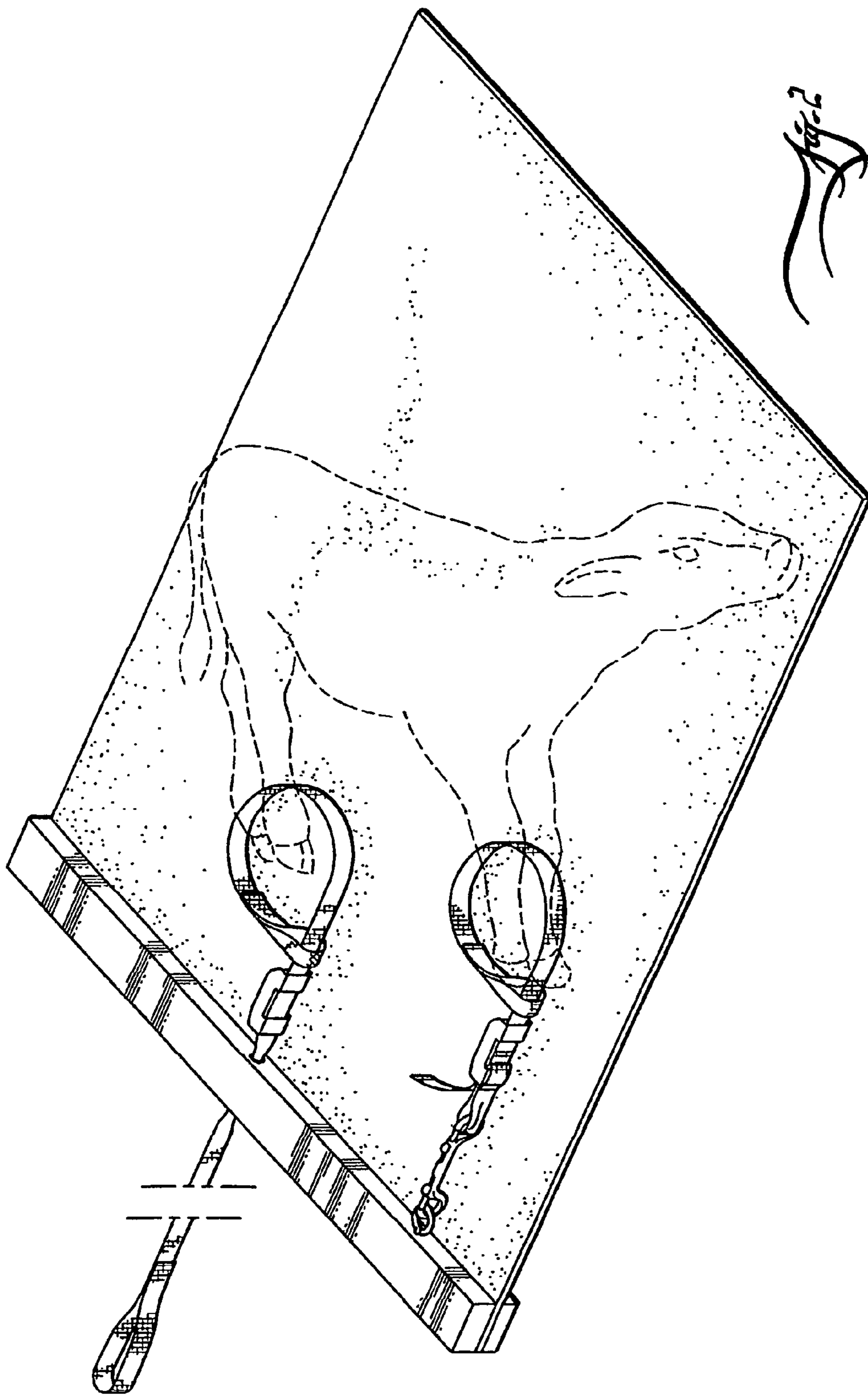
(56) **References Cited**

U.S. PATENT DOCUMENTS

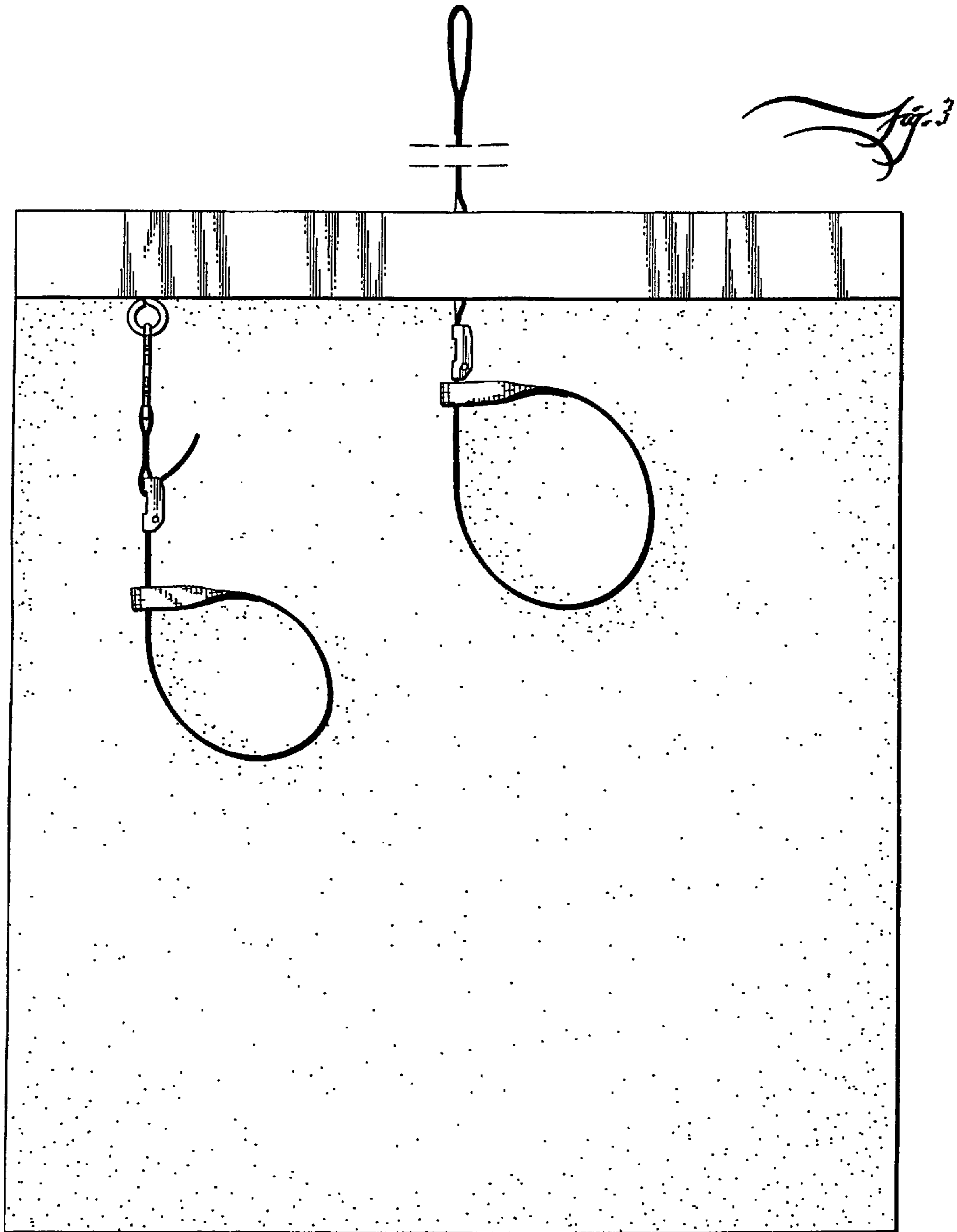
2,050,548	A *	8/1936	Uhren et al.	280/19
3,724,694	A *	4/1973	Wilson	414/462
3,771,808	A *	11/1973	Duerst	280/19
4,201,157	A	5/1980	Lambert	
4,335,891	A *	6/1982	Alley et al.	280/19
4,590,887	A	5/1986	Holopainen	
D325,893	S *	5/1992	Schuster	D12/128
5,289,801	A *	3/1994	Burks	119/728
5,339,772	A	8/1994	Abello	
5,372,092	A	12/1994	Pederson	
5,469,812	A *	11/1995	Burks	119/728
5,529,321	A *	6/1996	Thompson	280/19

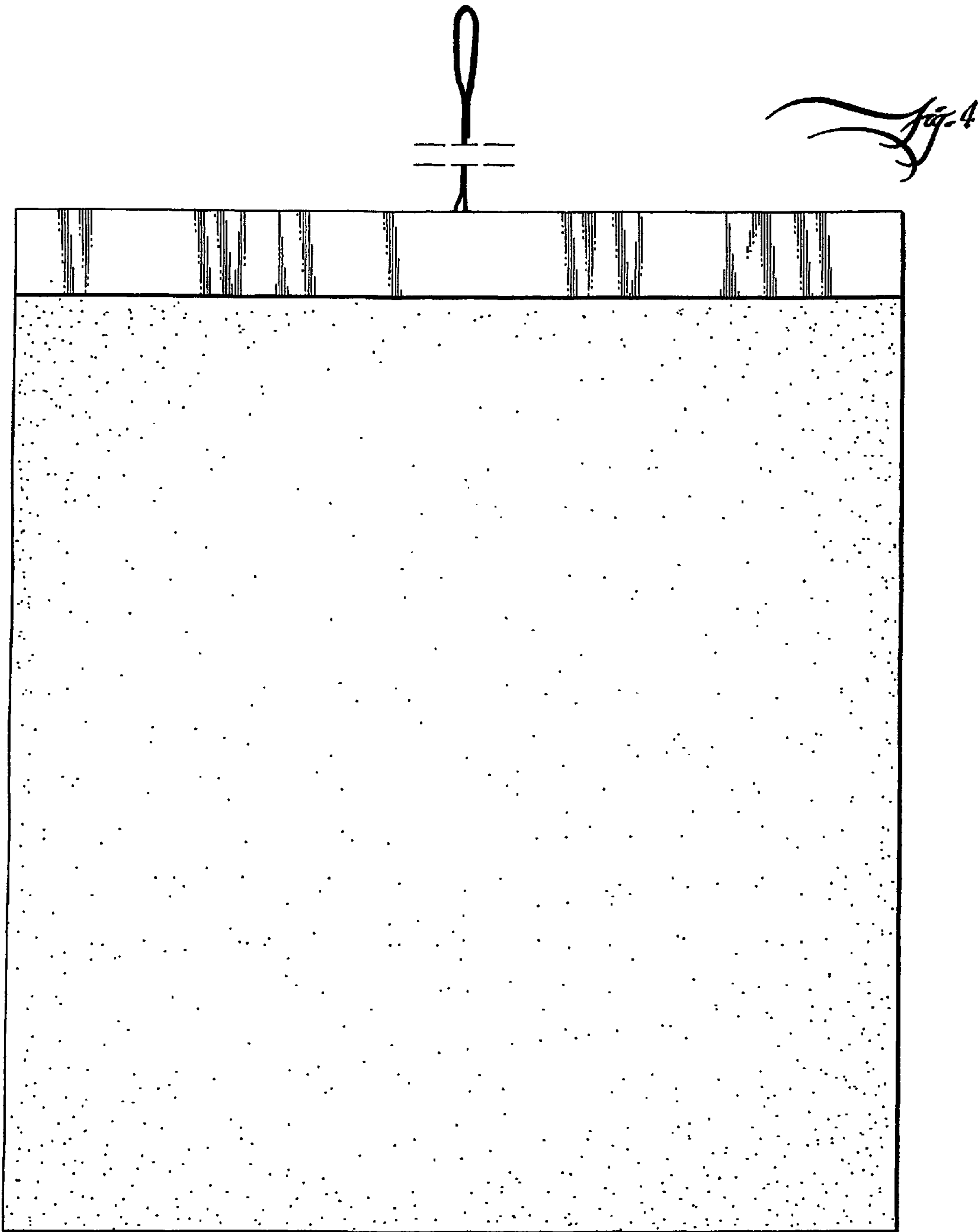


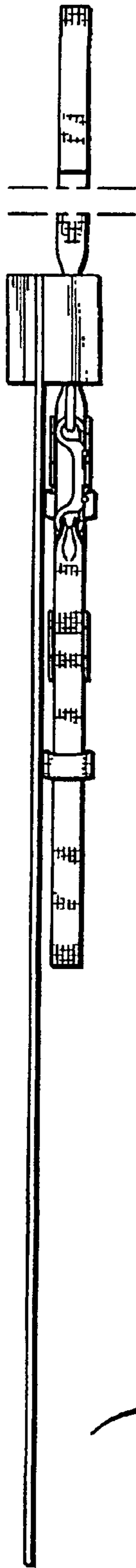




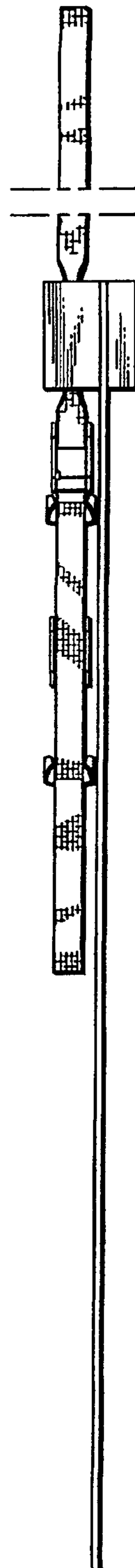
*Fig. 2*







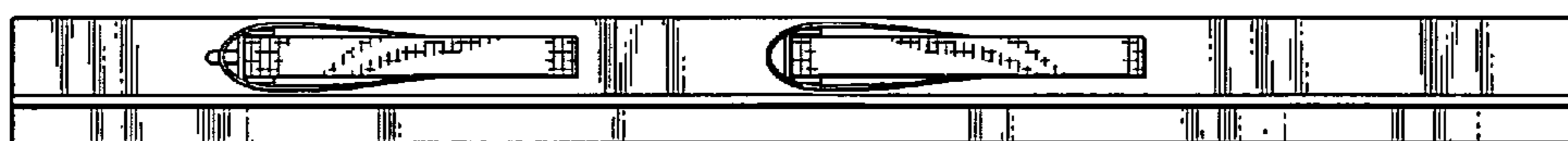
*Fig. 5*



*Fig. 6*



*Fig. 7*



*Fig. 8*