

US00D725294S

(12) **United States Design Patent**
Cooke

(10) **Patent No.:** **US D725,294 S**

(45) **Date of Patent:** **** *Mar. 24, 2015**

(54) **MOLDING**

(71) Applicant: **Thomas L. Cooke**, Wheatridge, CO
(US)

(72) Inventor: **Thomas L. Cooke**, Wheatridge, CO
(US)

(*) Notice: This patent is subject to a terminal disclaimer.

(**) Term: **14 Years**

(21) Appl. No.: **29/432,718**

(22) Filed: **Sep. 19, 2012**

(51) **LOC (10) Cl.** **25-01**

(52) **U.S. Cl.**
USPC **D25/119; D25/136**

(58) **Field of Classification Search**
USPC D25/119, 136, 121; 52/716.1, 241, 242,
52/273, 279, 290
See application file for complete search history.

(56) **References Cited**

U.S. PATENT DOCUMENTS

D409,315 S * 5/1999 Moscicki D25/136
6,148,584 A * 11/2000 Wilson 52/717.01

D456,088 S * 4/2002 Nelson et al. D25/136
6,550,192 B1 * 4/2003 Nelson et al. 52/177
D489,137 S * 4/2004 Eichner et al. D25/119

* cited by examiner

Primary Examiner — Doris Clark

(74) *Attorney, Agent, or Firm* — Barber Legal; Craig Barber

(57) **CLAIM**

The ornamental design for a molding, as shown and described.

DESCRIPTION

FIG. 1 is a perspective view of the molding of the present invention.

FIG. 2 is a left end view of the molding of the present invention.

FIG. 3 is a right end inverted view of the molding of the present invention.

FIG. 4 is a top view of the molding of the present invention.

FIG. 5 is a bottom view of the invention.

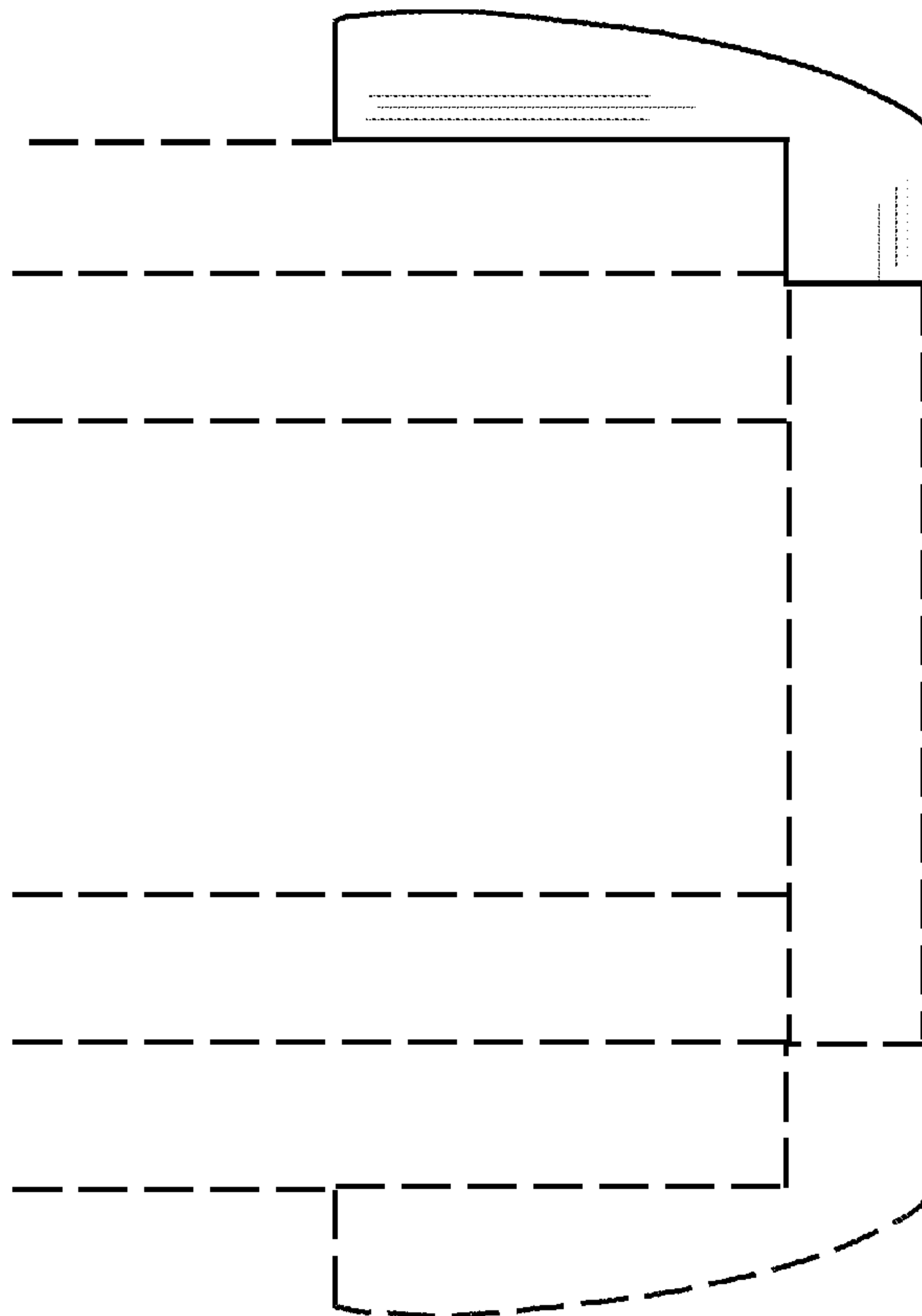
FIG. 6 is a rear view of the invention.

FIG. 7 is a front view of the invention; and,

FIG. 8 is an end view of the invention installed.

The broken lines are for illustrative purposes only and form no part of the claimed design of the invention.

1 Claim, 4 Drawing Sheets






Figure 1

Figure 2



Figure 3


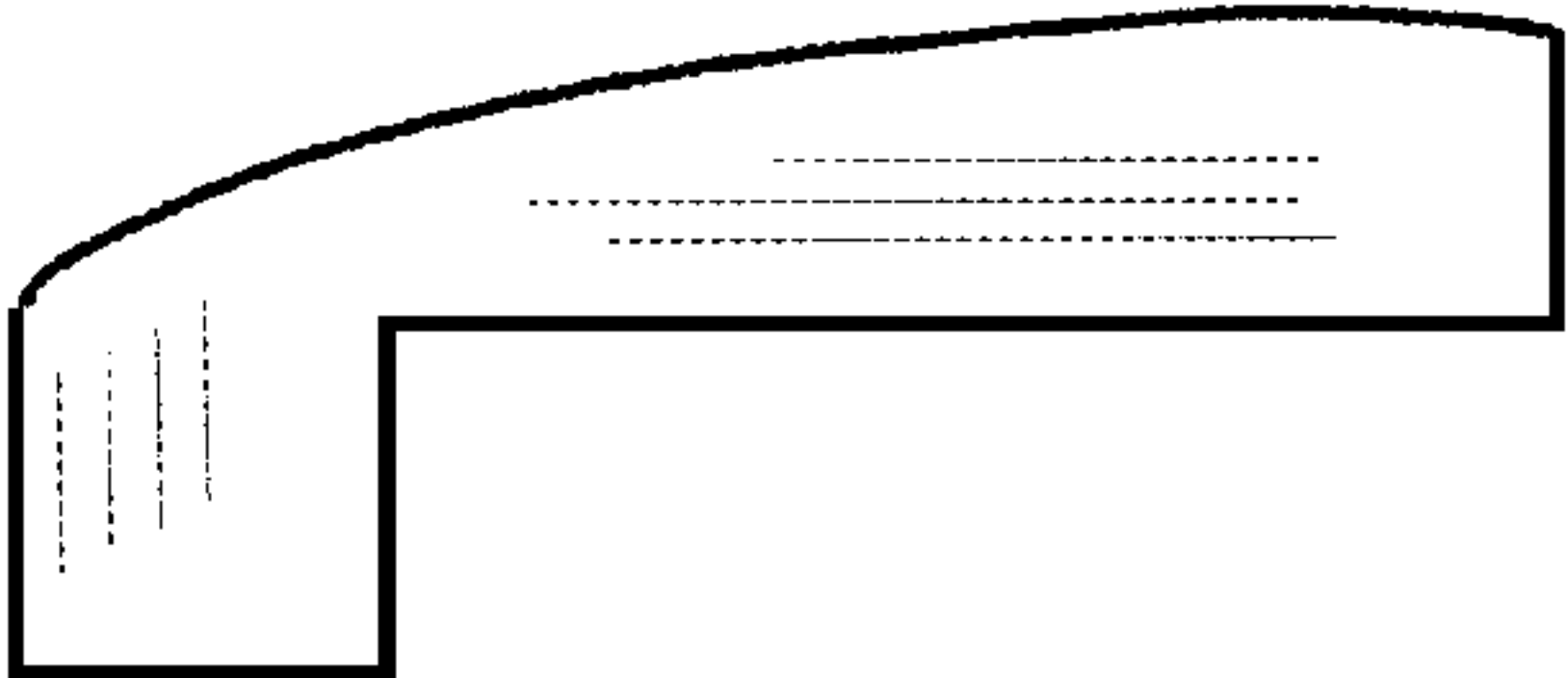


Figure 4




Figure 5

Figure 6



Figure 7



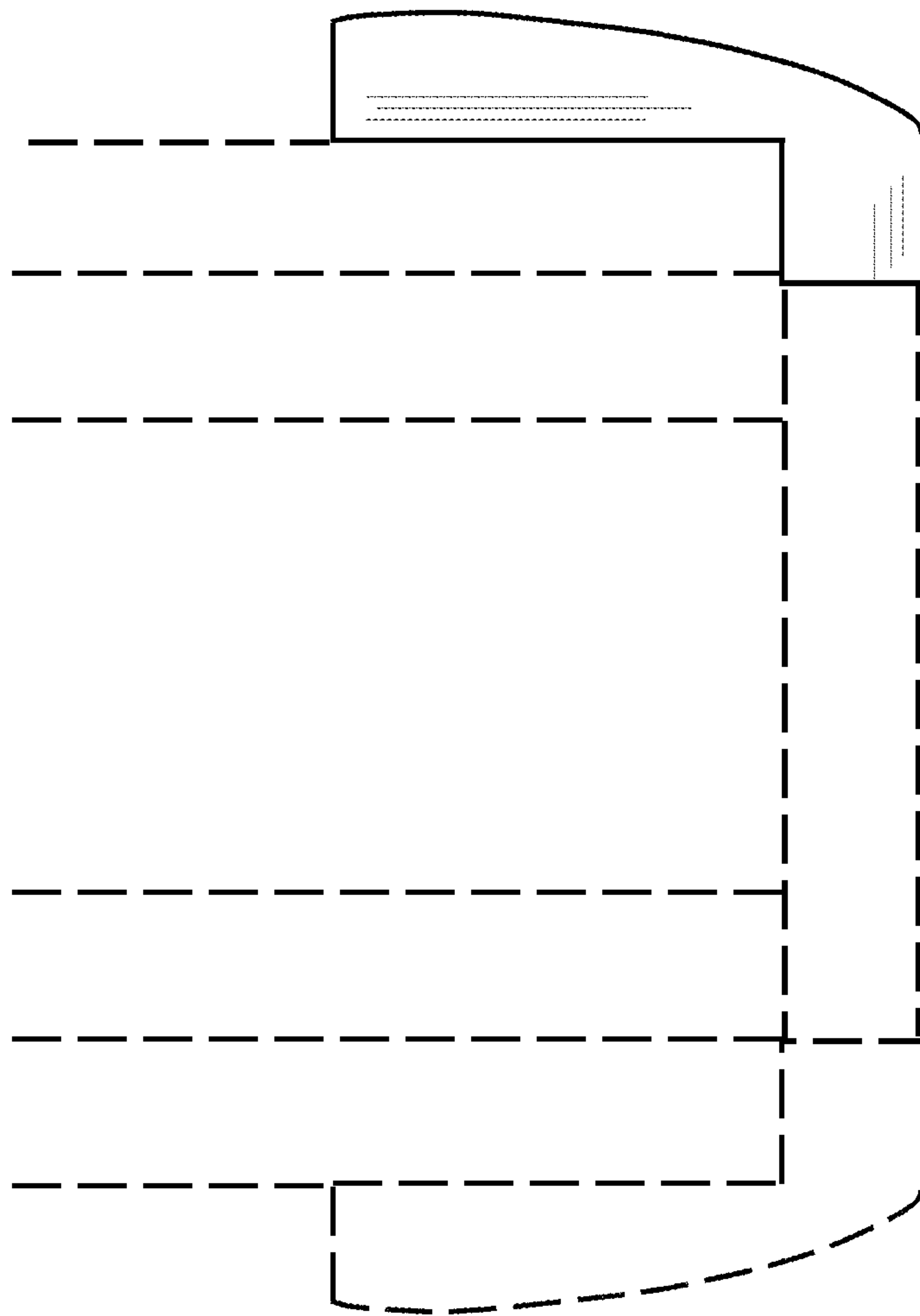


Figure 8