



US00D725283S

(12) **United States Design Patent**  
**Sedic**

(10) **Patent No.:** **US D725,283 S**  
(45) **Date of Patent:** **\*\* Mar. 24, 2015**

(54) **COUPLE'S MASSAGER**  
(71) Applicant: **LELO Inc.**, San Jose, CA (US)  
(72) Inventor: **Filip Sedic**, Shanghai (CN)  
(73) Assignee: **LELO Inc.**, San Jose, CA (US)  
(\*\*) Term: **14 Years**  
(21) Appl. No.: **29/490,352**  
(22) Filed: **May 9, 2014**  
(51) **LOC (10) Cl.** ..... **28-03**  
(52) **U.S. Cl.**  
USPC ..... **D24/215**  
(58) **Field of Classification Search**  
CPC ..... A61H 19/30; A61H 19/32; A61H 19/34;  
A61H 19/40; A61H 19/44; A61H 19/50;  
A61H 19/00; A61H 2201/0153; A61H  
2201/0207; A61H 2201/0263; A61H  
2201/0111; A61H 2201/1253; A61H  
2205/082; A61H 2205/085; A61H 15/0085  
USPC ..... D24/200, 211, 212, 213, 214, 215;  
601/125, 134, 135, 136, 137  
See application file for complete search history.

(56) **References Cited**  
U.S. PATENT DOCUMENTS

D291,341 S \* 8/1987 Keating et al. .... D21/684  
D643,129 S \* 8/2011 Talbot et al. .... D24/215

D648,861 S \* 11/2011 Chong et al. .... D24/215  
D652,943 S \* 1/2012 Chong et al. .... D24/215  
D653,349 S \* 1/2012 Chong et al. .... D24/215  
D694,897 S \* 12/2013 Small ..... D24/215  
D704,346 S \* 5/2014 Tai ..... D24/215  
D704,347 S \* 5/2014 Tai ..... D24/215  
D705,940 S \* 5/2014 Tai ..... D24/215  
D706,436 S \* 6/2014 Hahr et al. .... D24/215  
D706,437 S \* 6/2014 Hahr et al. .... D24/215  
D706,438 S \* 6/2014 Hahr et al. .... D24/215  
D706,439 S \* 6/2014 Hahr et al. .... D24/215  
D706,443 S \* 6/2014 Hahr et al. .... D24/215

\* cited by examiner

*Primary Examiner* — Sandra Snapp

(74) *Attorney, Agent, or Firm* — Fenwick & West LLP

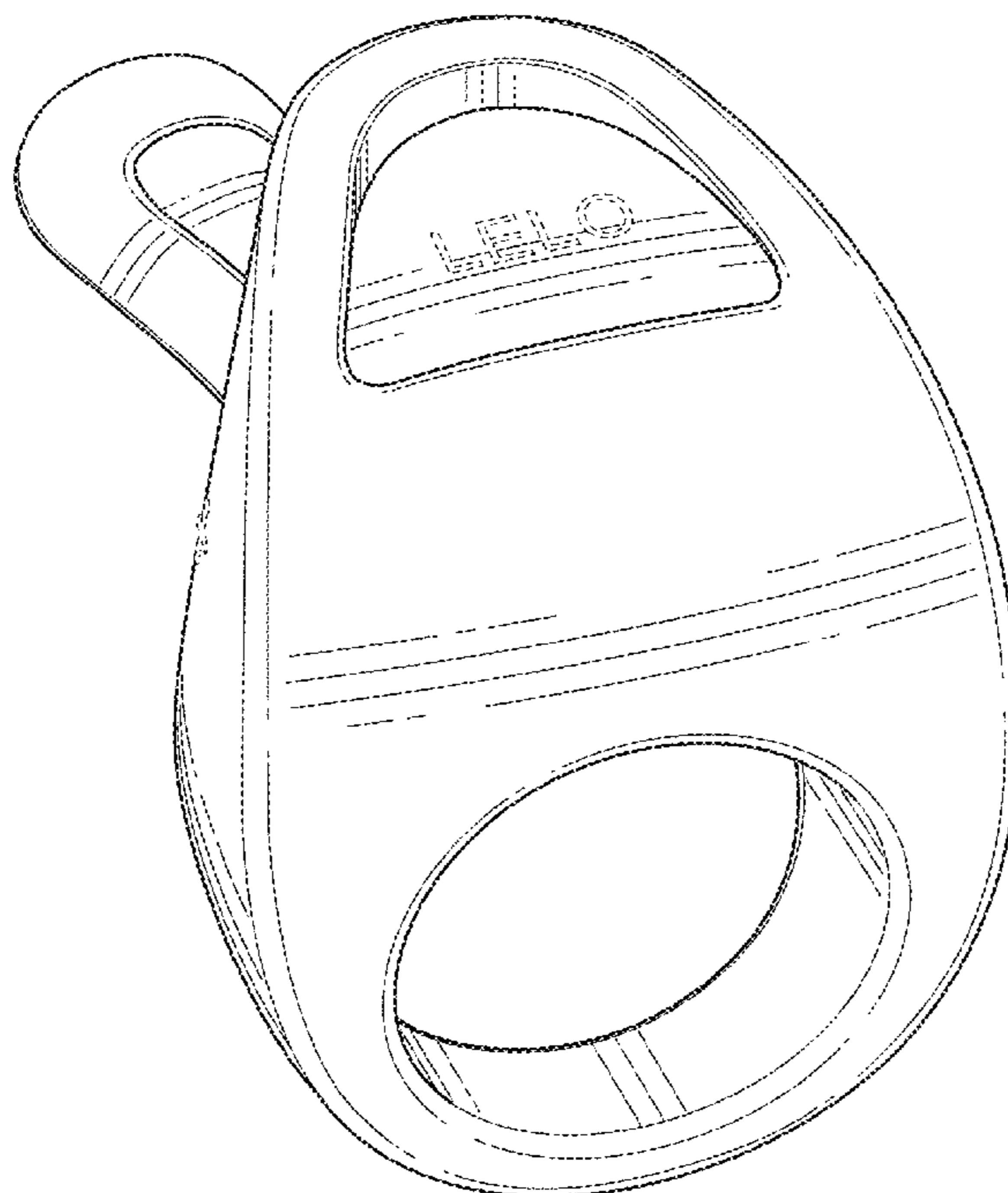
(57) **CLAIM**

I claim the ornamental design for a couple's massager, as shown and described.

**DESCRIPTION**

FIG. 1 is a perspective view of a couple's massager.  
FIG. 2 is a left view of a couple's massager.  
FIG. 3 is a top view of a couple's massager.  
FIG. 4 is a bottom view of a couple's massager.  
FIG. 5 is a front view of a couple's massager; and,  
FIG. 6 is a right view of a couple's massager.  
The broken lines in the drawings showing portions of the couples massager are included for the purposes of illustrating environment structure and form no part of the claimed design.

**1 Claim, 6 Drawing Sheets**



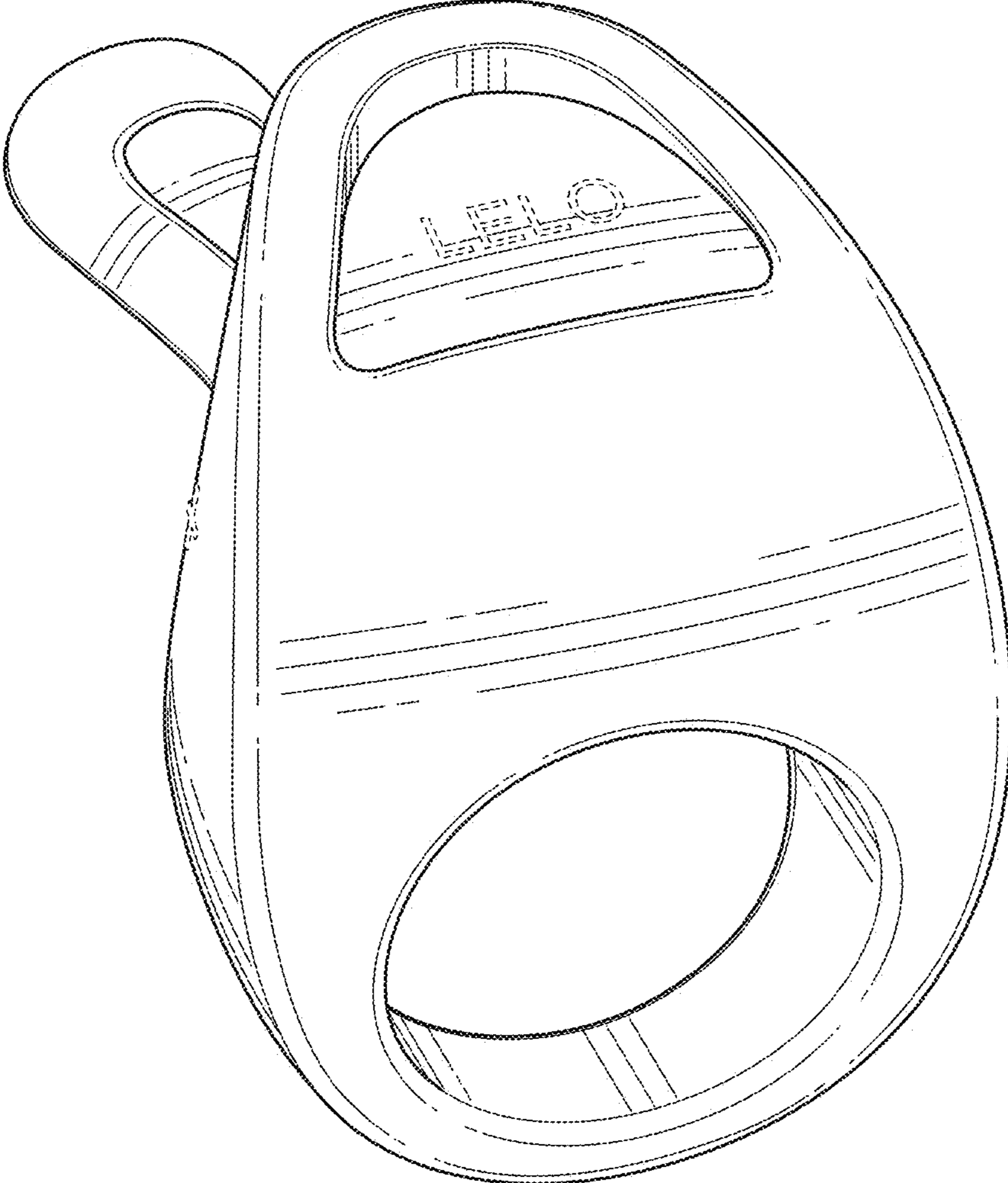


FIG. 1

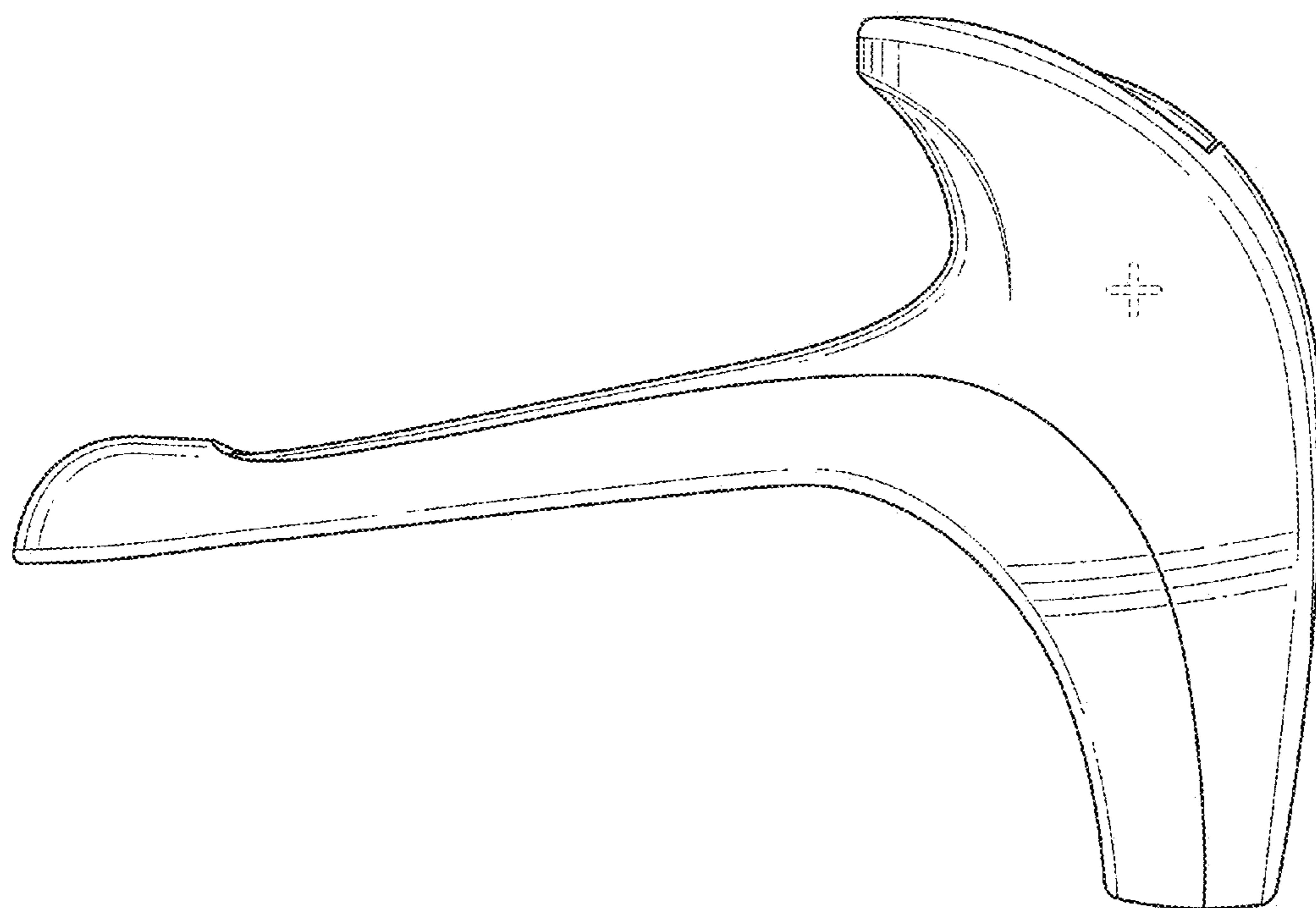


FIG. 2

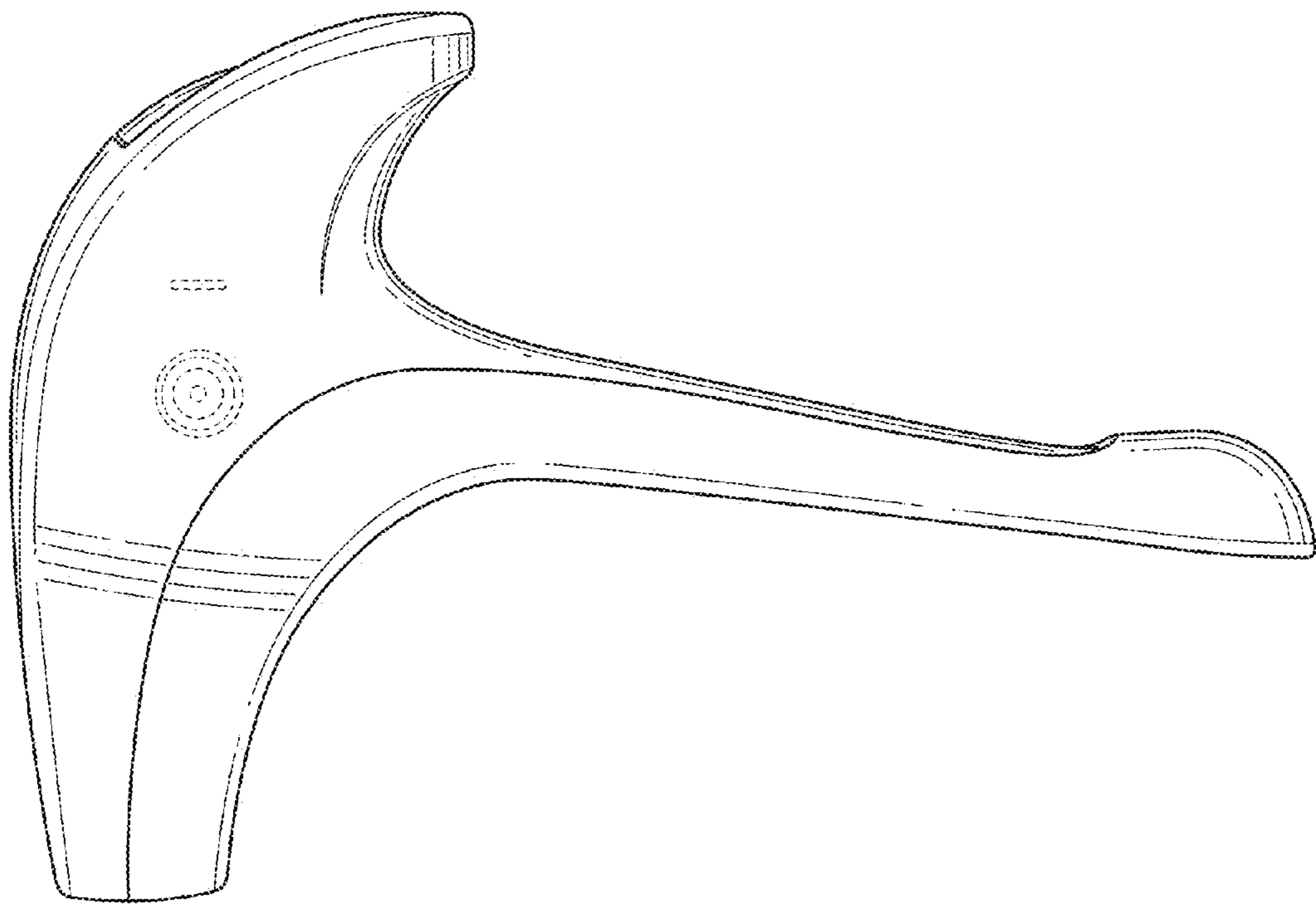


FIG. 3

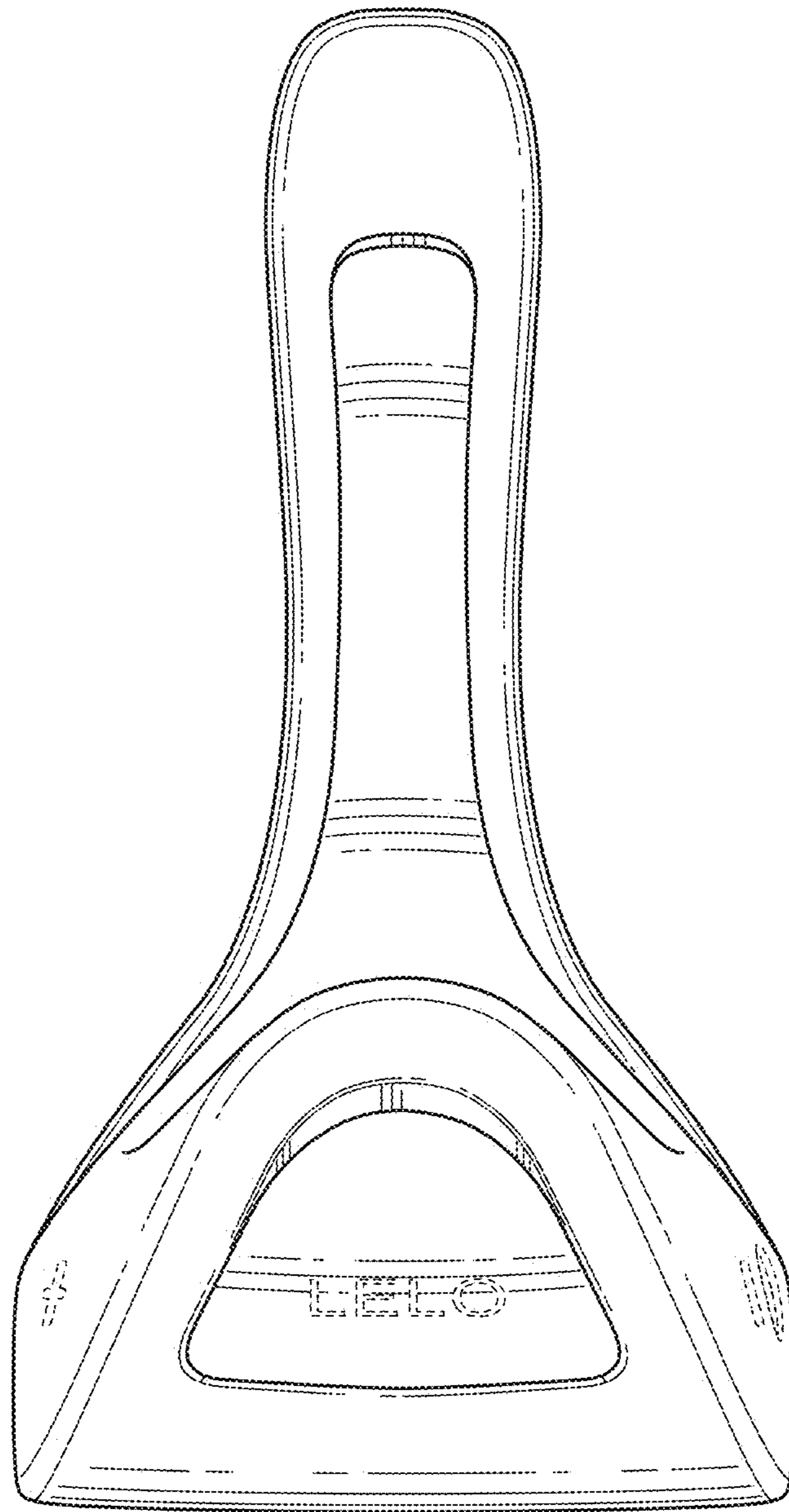


FIG. 4



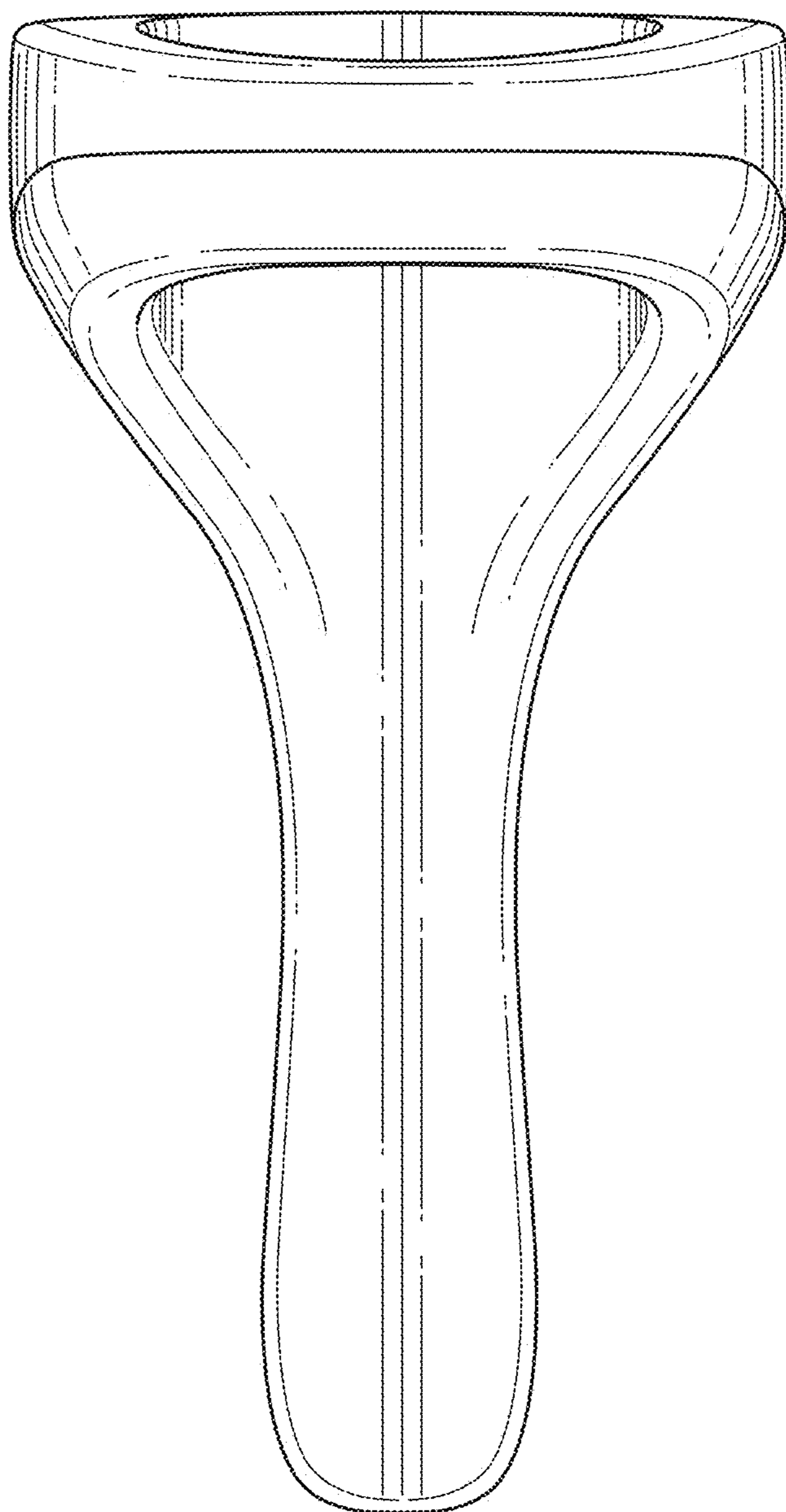


FIG. 5

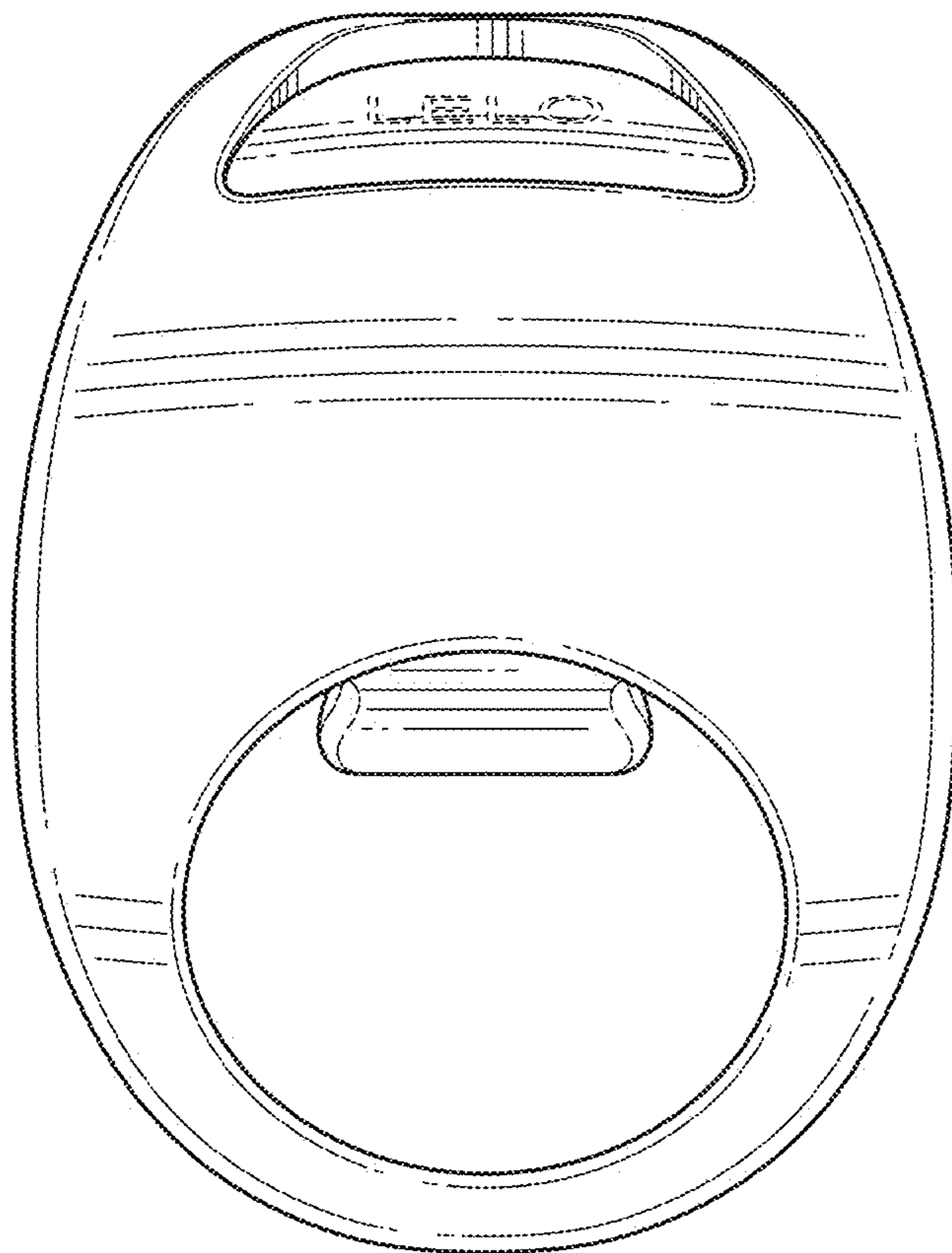


FIG. 6