



US00D725281S

(12) **United States Design Patent**
Shamaiengar

(10) **Patent No.:** **US D725,281 S**
(45) **Date of Patent:** **** Mar. 24, 2015**

- (54) **ADJUSTABLE HEAD REST**
- (71) Applicant: **Ravi Shamaingar**, Williamsburg, VA (US)
- (72) Inventor: **Ravi Shamaingar**, Williamsburg, VA (US)
- (**) Term: **14 Years**
- (21) Appl. No.: **29/478,512**
- (22) Filed: **Jan. 6, 2014**

D582,713	S	*	12/2008	Baldwin	D6/601
D595,529	S	*	7/2009	Deetsch	D6/601
D595,530	S	*	7/2009	Deetsch	D24/183
D597,364	S	*	8/2009	Lindgren	D6/601
D618,943	S	*	7/2010	Gold et al.	D6/596
D663,564	S	*	7/2012	Sclare	D6/601
D666,046	S	*	8/2012	Xiong	D6/601
D668,092	S	*	10/2012	Davis et al.	D6/601
D672,596	S	*	12/2012	Sclare	D6/601
D673,410	S	*	1/2013	O'Connell	D6/601
D690,015	S	*	9/2013	Evans	D24/184
D690,535	S	*	10/2013	Huang	D6/601
D698,448	S	*	1/2014	Heck	D24/191
8,726,421	B2	*	5/2014	Alvarez	5/636

Related U.S. Application Data

- (63) Continuation-in-part of application No. 29/415,060, filed on Mar. 7, 2012, now abandoned.
- (51) **LOC (10) Cl.** **24-01**
- (52) **U.S. Cl.**
USPC **D24/183**
- (58) **Field of Classification Search**
USPC D24/128, 183, 184, 188, 189, 190, 191, D24/206; D6/596, 601; 297/391, 392, 393, 297/397; 5/636, 640; 607/109, 114
See application file for complete search history.

OTHER PUBLICATIONS

Nap Anywhere poster, Virginia Inventor's Forum 2012 Expo, Ravi Shamaingar, Mar. 10, 2012, 3 pages.

* cited by examiner

Primary Examiner — T. Chase Nelson

Assistant Examiner — Mark Cavanna

(74) *Attorney, Agent, or Firm* — Brian J. Teague

(57) **CLAIM**

I claim the ornamental design for an adjustable head rest, as shown and described.

(56) **References Cited**


U.S. PATENT DOCUMENTS

D316,204	S	*	4/1991	Goodale	D6/601
5,257,429	A	*	11/1993	Genis	5/636
D348,174	S	*	6/1994	Genis	D24/191
5,816,657	A	*	10/1998	Hecht et al.	297/391
D418,711	S	*	1/2000	Mettler	D6/601
D419,024	S	*	1/2000	Lenahan et al.	D6/601
D421,868	S	*	3/2000	Wolff	D6/601
6,857,150	B2	*	2/2005	Brown et al.	5/655
6,938,958	B2	*	9/2005	Gold et al.	297/397
D541,096	S	*	4/2007	Georgescu	D6/601
D555,251	S	*	11/2007	Riach	D24/184

DESCRIPTION

FIG. 1 is a side and front perspective view of an adjustable head rest showing my new design;
 FIG. 2 is a front view thereof;
 FIG. 3 is a rear view thereof;
 FIG. 4 is a bottom view thereof;
 FIG. 5 is a top view thereof;
 FIG. 6 is a right side view thereof;
 FIG. 7 is a left side view thereof; and,
 FIG. 8 is a side and rear perspective view thereof.

1 Claim, 6 Drawing Sheets






FIG. 1

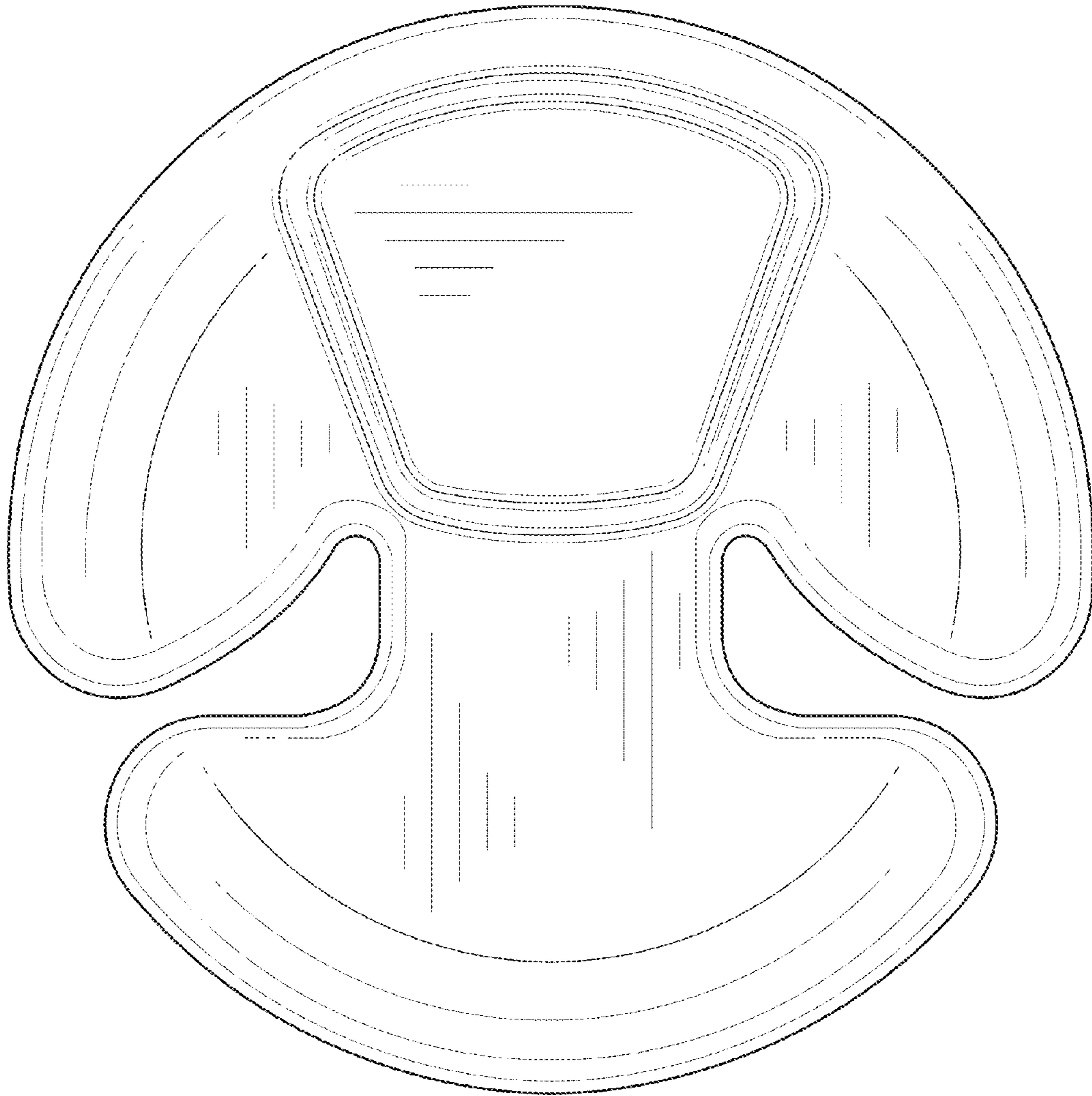


FIG. 2

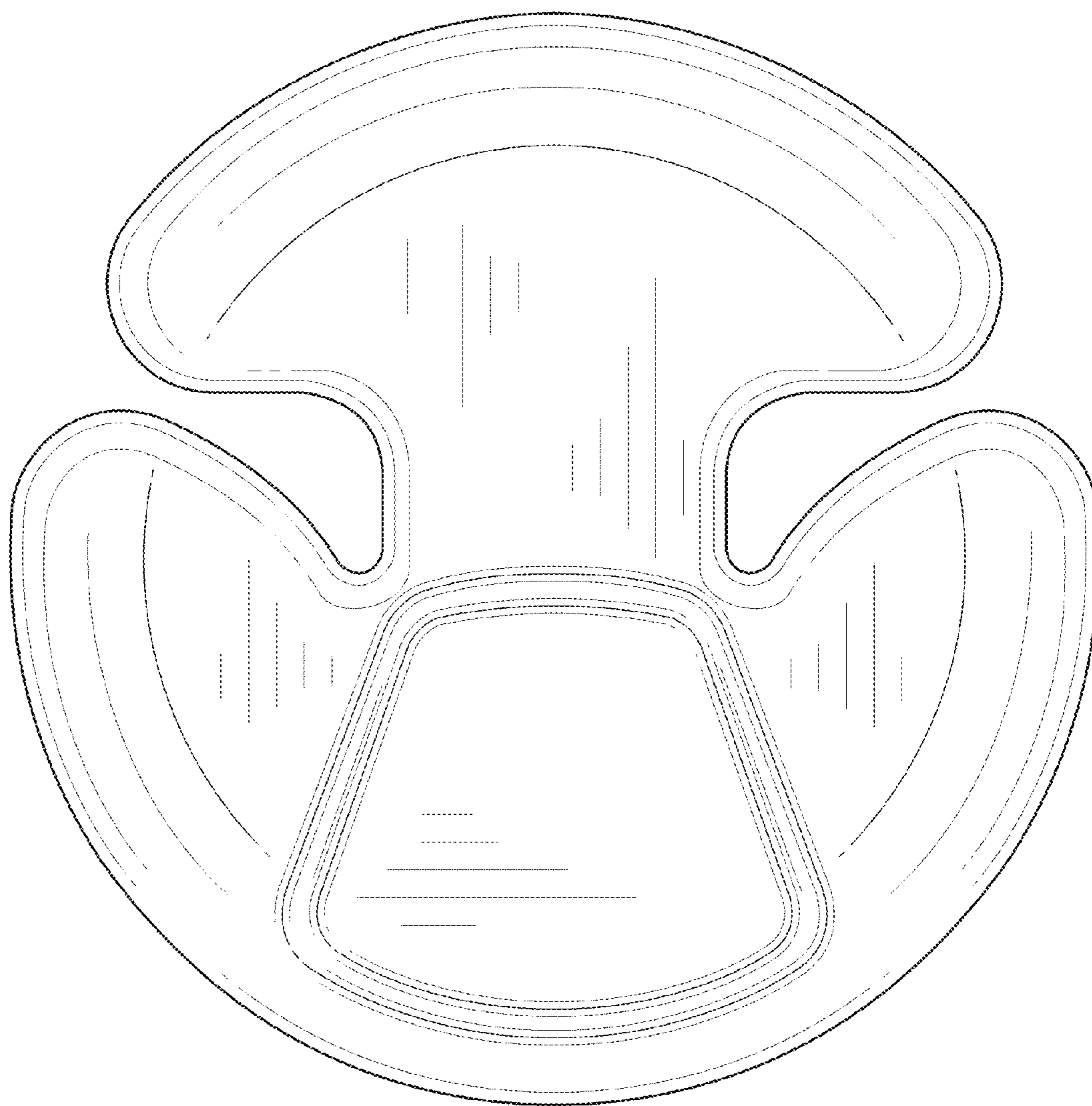


FIG. 3




FIG. 4




FIG. 5

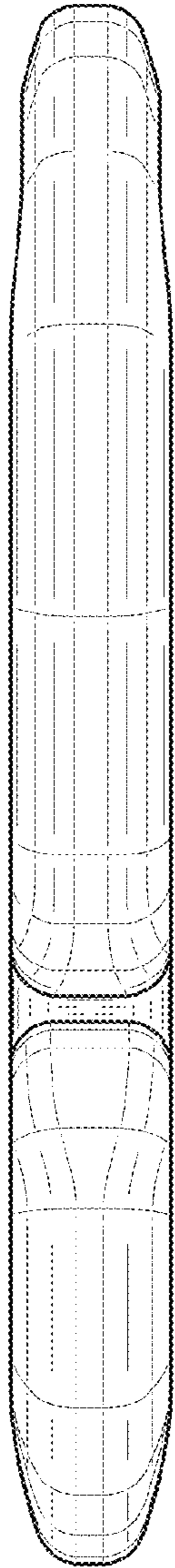


FIG. 6

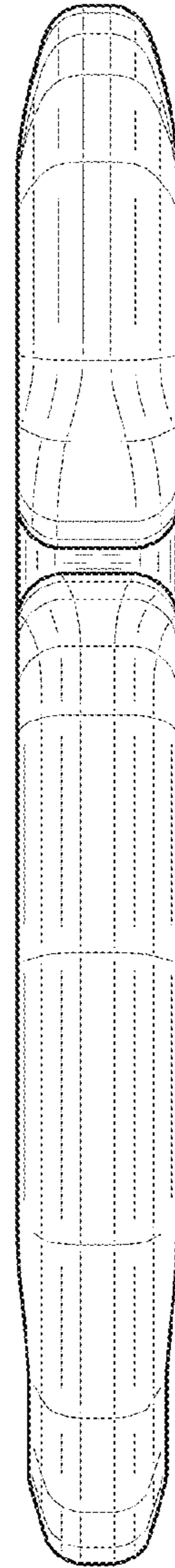


FIG. 7




FIG. 8