



US00D725276S

(12) **United States Design Patent**  
**Fitzsimons et al.**

(10) **Patent No.:** **US D725,276 S**  
(45) **Date of Patent:** **\*\* Mar. 24, 2015**

(54) **EKG MONITOR**

(71) Applicant: **Qardio, Inc.**, Walnut Creek, CA (US)

(72) Inventors: **Duncan Fitzsimons**, London (GB);  
**Clara Gaggero**, London (GB); **Adrian Westaway**, London (GB); **Marco Peluso**, London (GB); **Rosario Iannella**, Amsterdam (NL)

(73) Assignee: **Qardio, Inc.**, Walnut Creek, CA (US)

(\*\*) Term: **14 Years**

(21) Appl. No.: **29/459,057**

(22) Filed: **Jun. 25, 2013**

(51) **LOC (10) Cl.** ..... **24-01**

(52) **U.S. Cl.**  
USPC ..... **D24/167**

(58) **Field of Classification Search**  
USPC ..... D24/165–168, 186, 187; D10/46, 70,  
D10/98; 600/301, 382, 390, 483, 500–503,  
600/508, 509, 513  
See application file for complete search history.

(56) **References Cited**

**U.S. PATENT DOCUMENTS**

4,911,169	A *	3/1990	Ferrari	600/384
D349,575	S *	8/1994	Columbo	D24/167
6,272,365	B1 *	8/2001	Ronkainen et al.	600/390
D595,858	S *	7/2009	Kazel	D24/186

D597,676	S *	8/2009	Copeland et al.	D24/187
D603,521	S *	11/2009	Lindberg et al.	D24/187
D619,256	S *	7/2010	Brady et al.	D24/167
D639,955	S *	6/2011	Riobo Aboy et al.	D24/165
D667,127	S *	9/2012	Lindberg et al.	D24/187
D676,137	S *	2/2013	Lindberg et al.	D24/187
2005/0075577	A1 *	4/2005	Chen	600/509
2007/0055120	A1 *	3/2007	Juan	600/392
2012/0238890	A1 *	9/2012	Baker et al.	600/509

\* cited by examiner

*Primary Examiner* — Anhdao Doan

(74) *Attorney, Agent, or Firm* — Shartsis Friese LLP; Cecily Anne O'Regan

(57) **CLAIM**

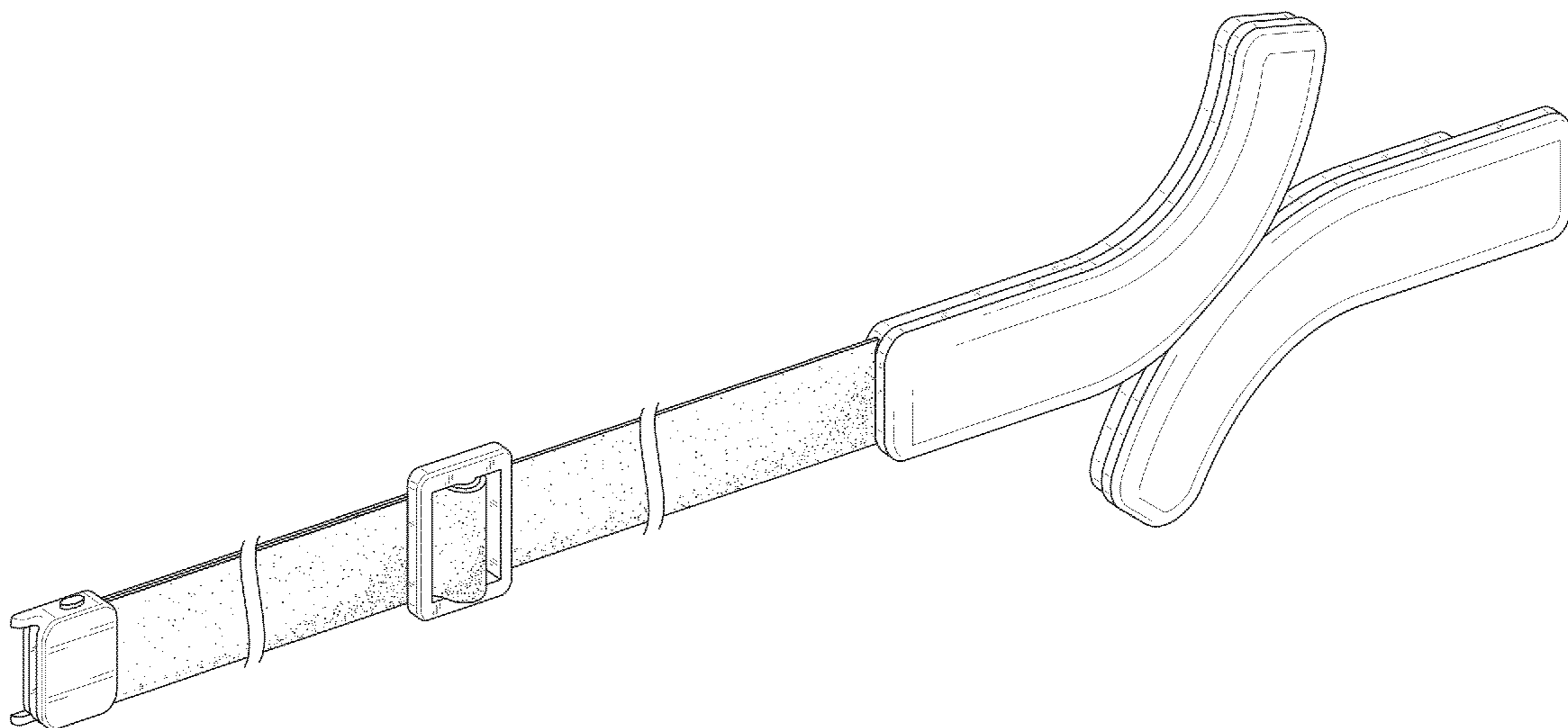
The ornamental design for an EKG monitor, as shown and described.

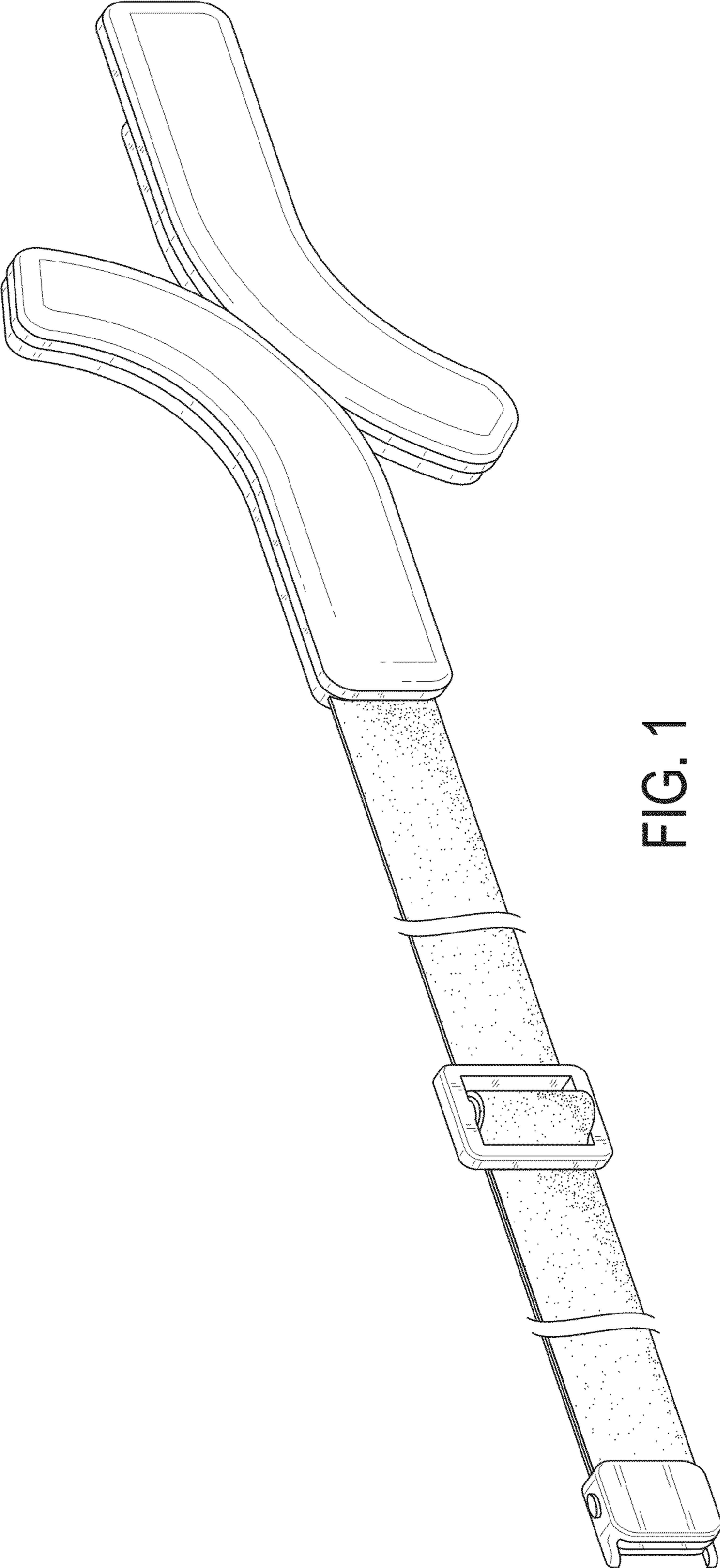
**DESCRIPTION**

FIG. 1 is a perspective view of an EKG monitor;  
FIG. 2 is a top view thereof;  
FIG. 3 is a bottom view thereof;  
FIG. 4 is a left side view thereof;  
FIG. 5 is a right side view thereof;  
FIG. 6 is a front view thereof;  
FIG. 7 is a rear view thereof; and,  
FIG. 8 is a perspective view thereof in an alternative condition.

The broken lines in FIG. 3 are included for the purpose of illustrating portions of the EKG monitor that form no part of the claimed design.

**1 Claim, 6 Drawing Sheets**





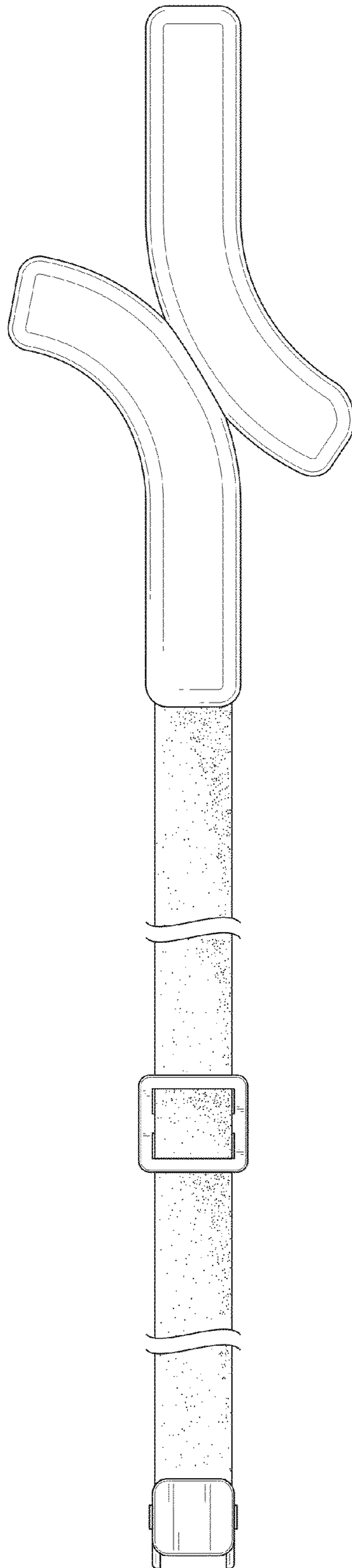


FIG. 2

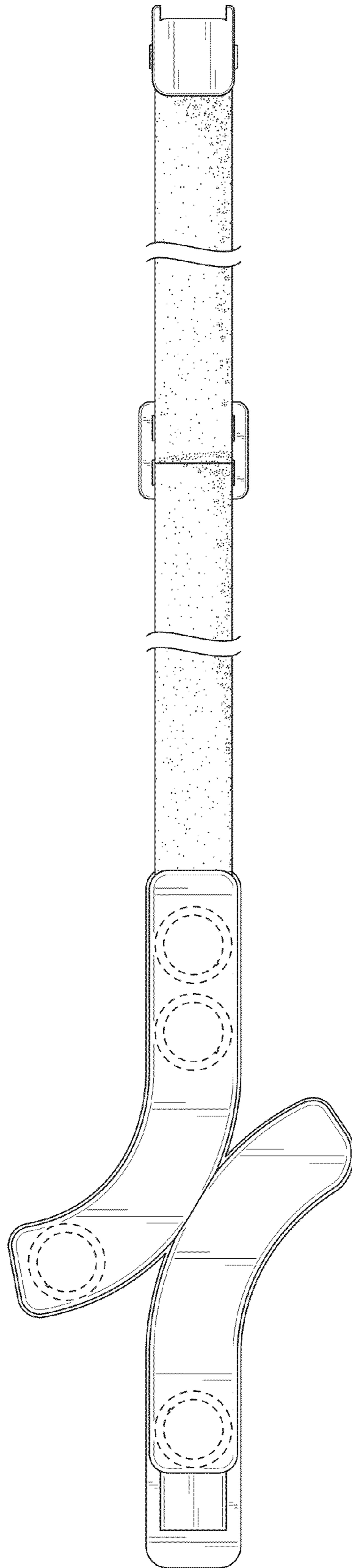


FIG. 3

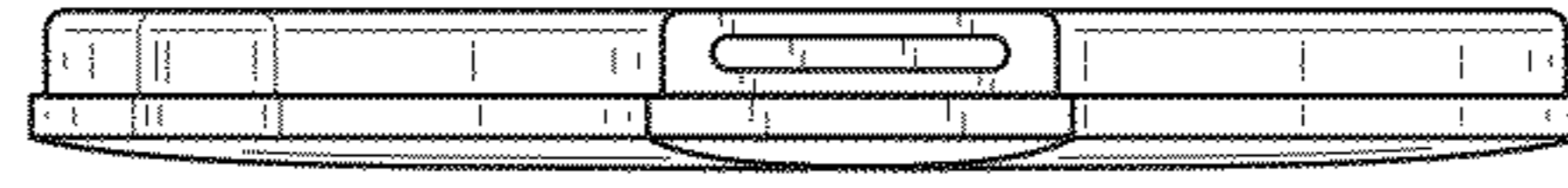


FIG. 5



FIG. 4




FIG. 6



FIG. 7

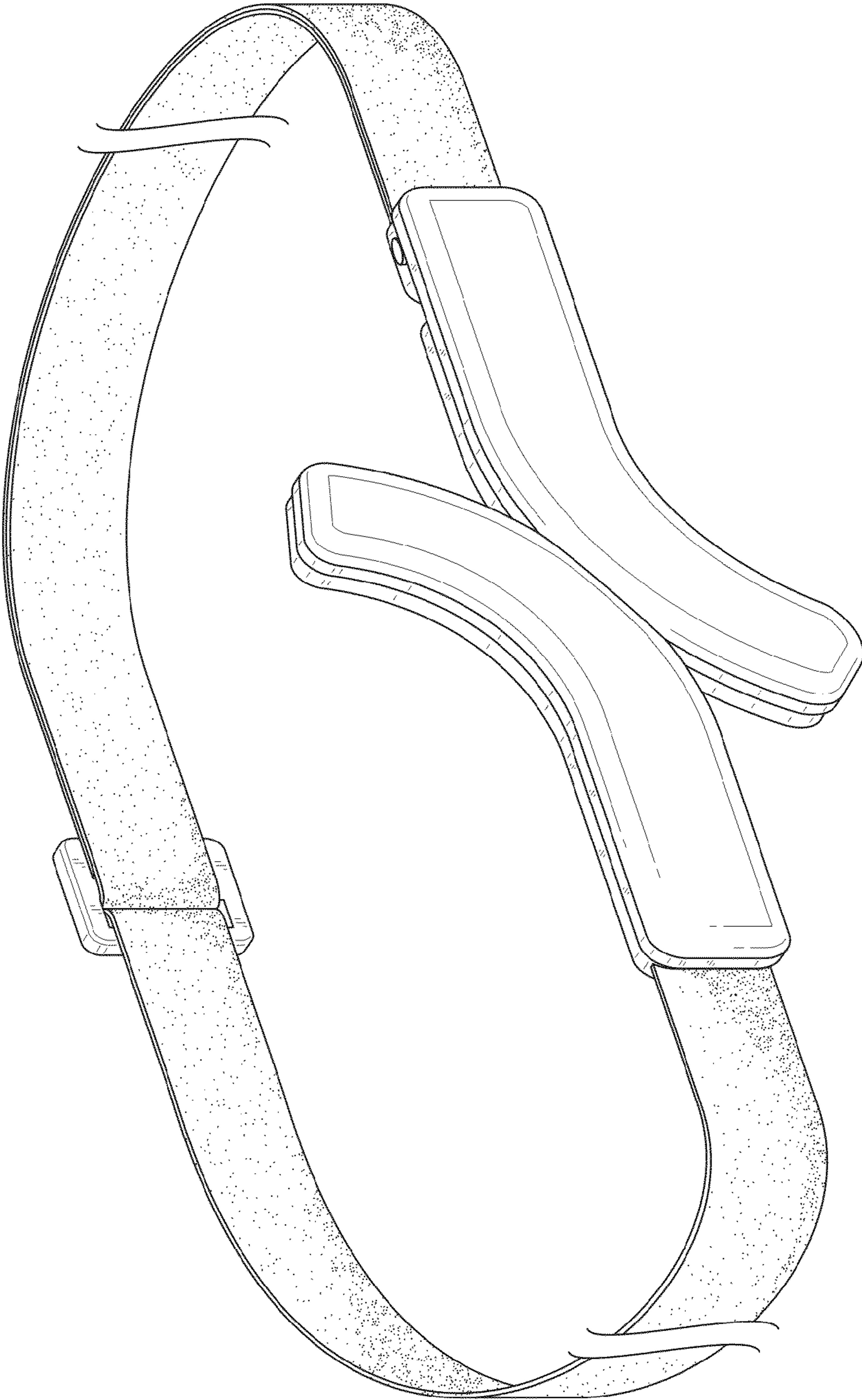


FIG. 8