

US00D725264S

(12) **United States Design Patent**
Zhang et al.

(10) **Patent No.:** **US D725,264 S**
(45) **Date of Patent:** **** Mar. 24, 2015**

- (54) **BLISTERED DISPENSER**
- (71) Applicant: **Adhezion Biomedical, LLC**,
Wyomissing, PA (US)
- (72) Inventors: **Sheng Zhang**, Hickory, NC (US);
Rafael Ruiz, Sr., Hudson, NC (US);
Martin Krauss, Fort Myers, FL (US)
- (73) Assignee: **Adhezion Biomedical, LLC**,
Wyomissing, PA (US)
- (**) Term: **14 Years**
- (21) Appl. No.: **29/459,600**
- (22) Filed: **Jul. 2, 2013**
- (51) **LOC (10) Cl.** **24-02**
- (52) **U.S. Cl.**
USPC **D24/133**
- (58) **Field of Classification Search**
CPC A61B 17/00491; A61B 2017/00495;
A61B 2017/005; A61B 2017/00504; A61B
2017/00508; A61B 2017/00513; A61B
2017/00517; A61F 2002/30448
USPC D24/133, 112, 119, 207; D19/66;
D9/723, 695-699, 730, 732, 733, 707;
D28/7; 239/591, 593; 602/901; 604/1;
606/41; 433/266; 206/209, 210, 216,
206/461-471, 484, 528, 530, 581, 736, 738,
206/756, 769, 828; 222/107, 215, 544
See application file for complete search history.

(56) **References Cited**

U.S. PATENT DOCUMENTS

D210,272	S	*	2/1968	Arcudi	D9/696
4,140,409	A	*	2/1979	DeVries	401/132
4,173,978	A	*	11/1979	Brown	604/3
D272,091	S	*	1/1984	Kaufman	D24/119
4,430,013	A	*	2/1984	Kaufman	401/132
D274,098	S	*	5/1984	Kaufman	D24/119
D274,160	S	*	6/1984	Kaufman	D24/119

D327,008	S	*	6/1992	Friedman	D9/696
D347,995	S	*	6/1994	Schurig	D9/696
5,535,885	A		7/1996	Daniel et al.		
5,681,574	A	*	10/1997	Haber et al.	424/402
5,839,609	A		11/1998	Zakensberg		
5,996,845	A		12/1999	Chan		
D421,217	S	*	2/2000	Discko, Jr.	D9/723
D435,440	S		12/2000	Croft et al.		
D442,078	S		5/2001	Fuquen		
6,244,467	B1		6/2001	Lewit		
6,287,652	B2		9/2001	Speckhals et al.		
D448,661	S		10/2001	Kerr et al.		
6,357,631	B1		3/2002	Zaksenberg		
D463,275	S		9/2002	Garcia		

(Continued)

Primary Examiner — Bridget L Eland

(74) *Attorney, Agent, or Firm* — Stradley Ronon Stevens & Young, LLP

(57) **CLAIM**

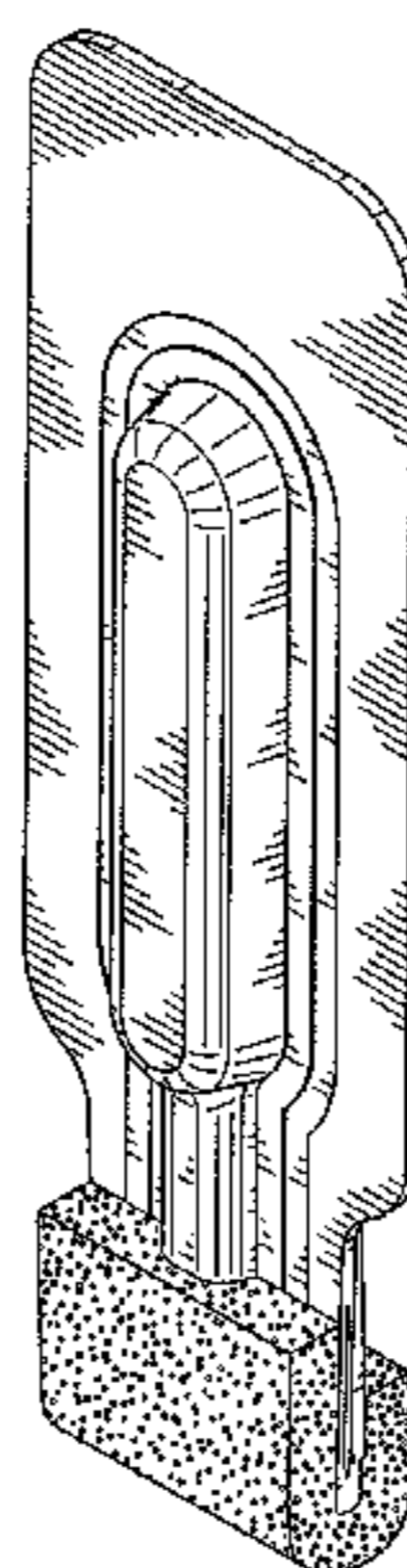
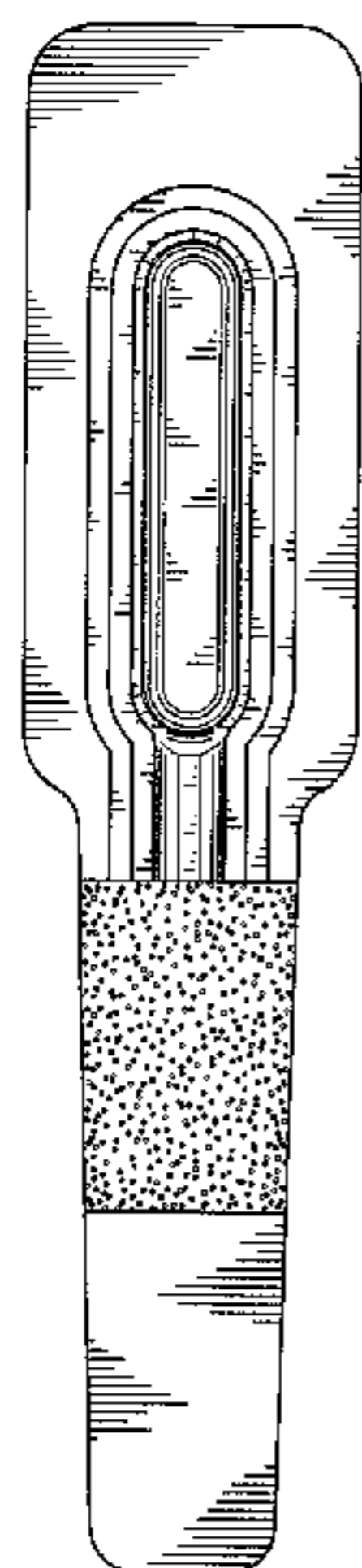
The ornamental design for a blistered dispenser, substantially as shown and described.

DESCRIPTION

FIG. 1 is a top perspective view of a blistered dispenser; FIG. 2 is a top view of the blistered dispenser; FIG. 3 is a bottom view of the blistered dispenser; FIG. 4 is a side view of the blistered dispenser; FIG. 5 is another side view of the blistered dispenser; FIG. 6 is a rear view of the blistered dispenser; FIG. 7 is a front view of the blistered dispenser; FIG. 8 is a top perspective view of the blistered dispenser with the pull-tab pulled back onto the bottom of the blistered dispenser; and, FIG. 9 is a bottom perspective view of the blistered dispenser with the pull-tab pulled back onto the bottom of the blistered dispenser.

The broken lines showing the break line in the FIG. 8 and FIG. 9 views are included for the purpose of illustrating portions of the blistered dispenser that form no part of the claimed design.

1 Claim, 5 Drawing Sheets



(56)

References Cited

U.S. PATENT DOCUMENTS

D469,232 S *	1/2003	Frazier	D32/52	7,963,712 B2	6/2011	Sogaro	
6,557,731 B1	5/2003	Lyon et al.		D655,201 S	3/2012	Schuch	
D484,972 S	1/2004	Steel, IV et al.		D658,506 S	5/2012	Berman	
D488,375 S	4/2004	Risgalla		D660,718 S	5/2012	McDermott et al.	
6,935,783 B2	8/2005	Carter		D663,414 S *	7/2012	Robin	D24/115
7,004,322 B1	2/2006	Bartoli		D663,631 S	7/2012	McDermott et al.	
7,100,802 B2	9/2006	Sogaro		D670,573 S	11/2012	McDermott et al.	
7,241,066 B1	7/2007	Rosen et al.		8,388,248 B2 *	3/2013	Jemsby et al.	401/132
7,552,823 B2 *	6/2009	Schuehrer	206/484	8,403,582 B2 *	3/2013	Bischoff	401/133
D604,635 S	11/2009	Xu		8,663,188 B2 *	3/2014	Genosar et al.	604/411
D621,719 S	8/2010	Caldwell et al.		D706,644 S *	6/2014	Ruiz et al.	D9/723
D634,615 S	3/2011	Patel et al.		2007/0228073 A1	10/2007	Mazzarino	
D634,643 S	3/2011	Caldwell et al.		2009/0205993 A1	8/2009	Klaus	
				2010/0065582 A1 *	3/2010	Nelson et al.	222/107
				2010/0112036 A1	5/2010	Zhang et al.	
				2013/0084367 A1	4/2013	Caldwell et al.	

* cited by examiner

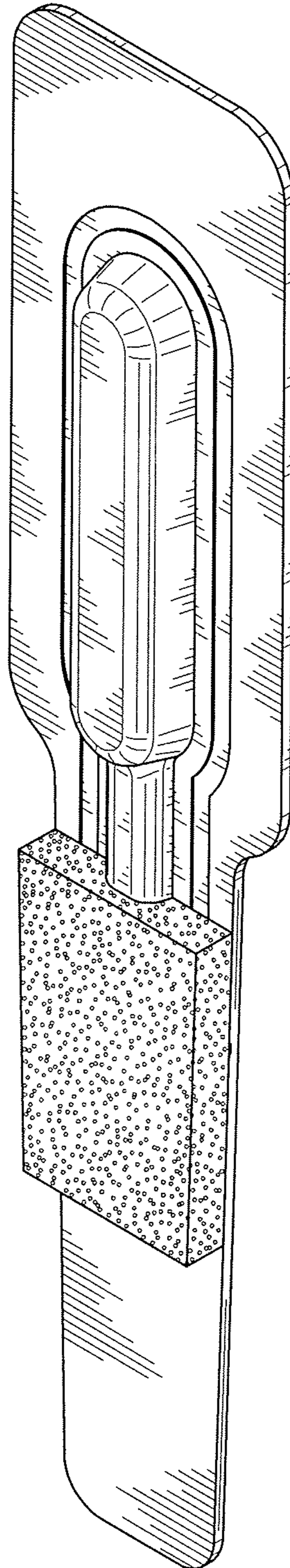


FIG. 1

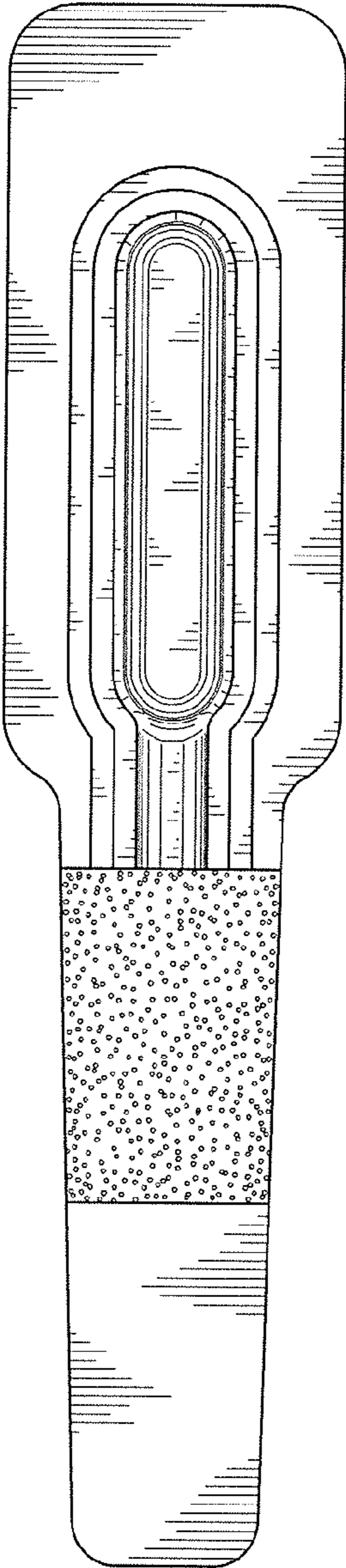


FIG. 2

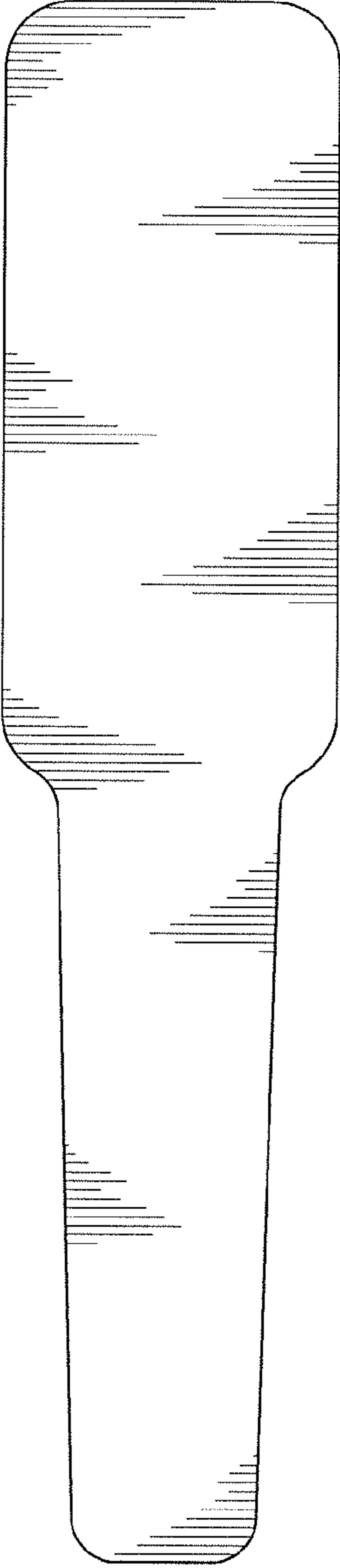


FIG. 3



FIG. 4

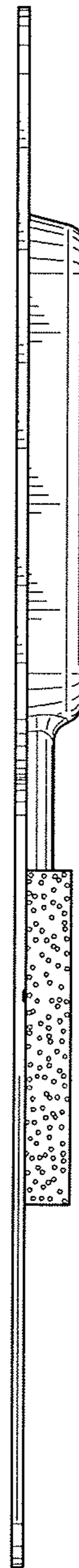


FIG. 5

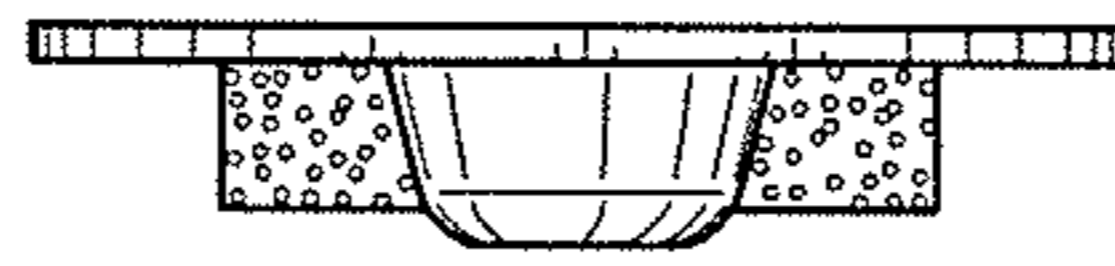


FIG. 6



FIG. 7

FIG. 8

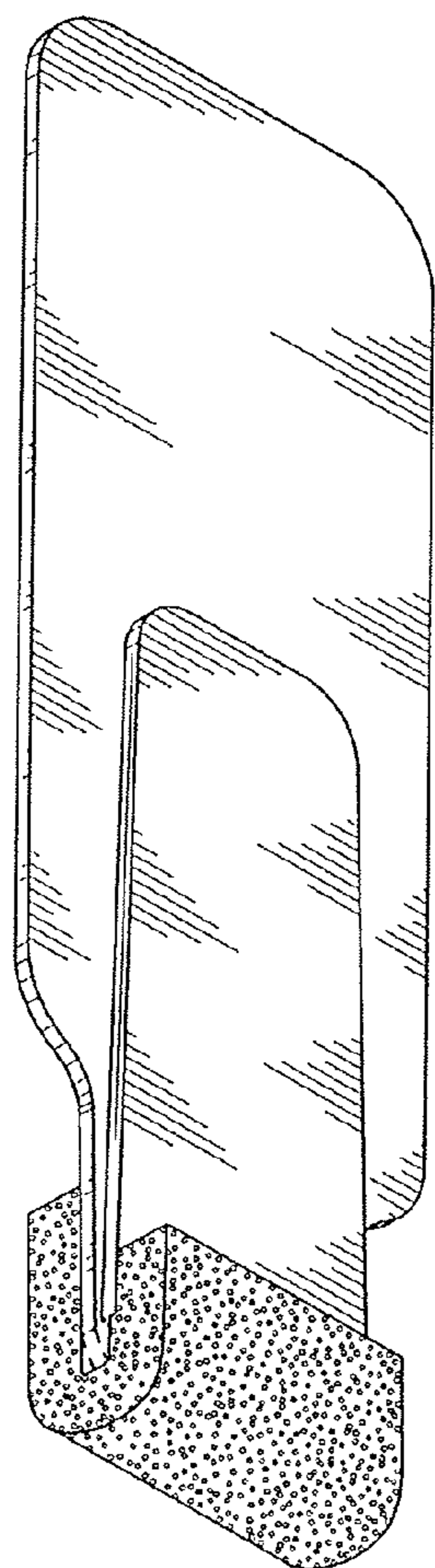
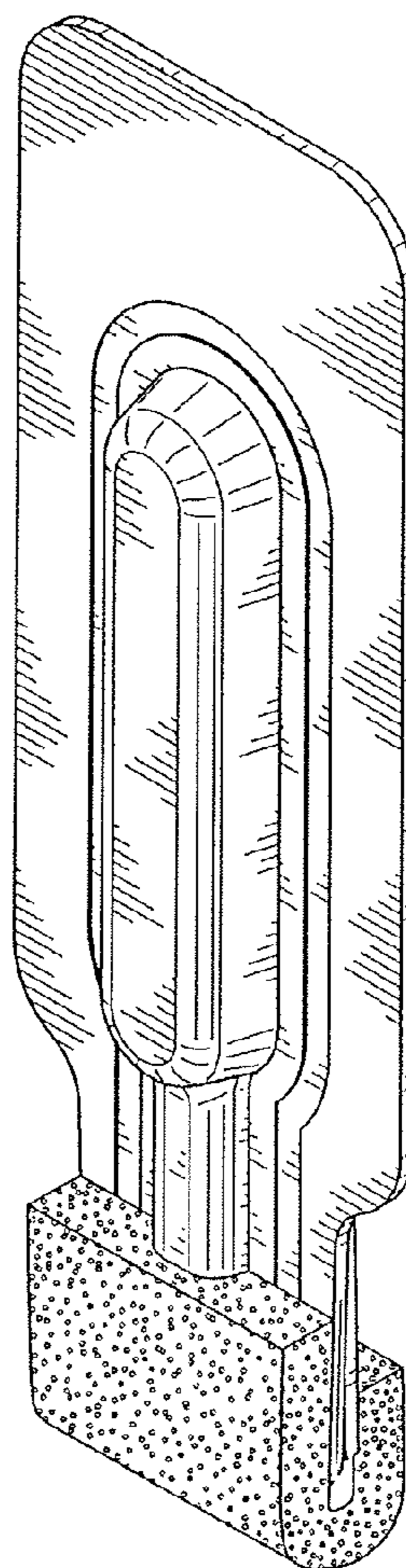


FIG. 9