

US00D725263S

(12) **United States Design Patent**
Honma et al.

(10) **Patent No.:** **US D725,263 S**
(45) **Date of Patent:** **** Mar. 24, 2015**

(54) **ENDOSCOPE HOOD**

(71) Applicant: **Sumitomo Bakelite Co., Ltd.**, Tokyo (JP)

(72) Inventors: **Kiyoaki Honma**, Sakata (JP); **Makoto Kobayashi**, Yokkaichi (JP); **Etsuro Yamabe**, Akita (JP); **Chika Shiga**, Tokyo (JP); **Hideaki Asai**, Tokyo (JP)

(73) Assignee: **Sumitomo Bakelite Co., Ltd.**, Tokyo (JP)

(**) Term: **14 Years**

(21) Appl. No.: **29/458,664**

(22) Filed: **Jun. 21, 2013**

(30) **Foreign Application Priority Data**

Dec. 26, 2012 (JP) 2012-031550

(51) **LOC (10) Cl.** **24-02**

(52) **U.S. Cl.**
USPC **D24/133; D24/138**

(58) **Field of Classification Search**
CPC .. A61B 1/00; A61B 1/00064; A61B 1/00066; A61B 1/0669
USPC D24/133, 135, 137, 138, 140, 146, 147, D24/112; 600/101-183
See application file for complete search history.

(56) **References Cited**

U.S. PATENT DOCUMENTS

6,699,180 B2 * 3/2004 Kobayashi 600/127
D655,815 S * 3/2012 Miller et al. D24/133

D660,421 S * 5/2012 Miller et al. D24/133
D685,087 S * 6/2013 Voic D24/133
D687,950 S * 8/2013 Gitman D24/133
2001/0053909 A1 * 12/2001 Nakada et al. 606/47
2002/0035311 A1 * 3/2002 Ouchi 600/175
2004/0077926 A1 * 4/2004 Moriyama 600/101
2004/0158127 A1 * 8/2004 Okada 600/127
2005/0137453 A1 * 6/2005 Ouchi et al. 600/106
2012/0071724 A1 * 3/2012 Hashido et al. 600/175
2013/0231531 A1 * 9/2013 Naito 600/109

* cited by examiner

Primary Examiner — Bridget L Eland

(74) *Attorney, Agent, or Firm* — Westerman, Hattori, Daniels & Adrian, LLP

(57) **CLAIM**

The ornamental design for an endoscope hood, as shown and described.

DESCRIPTION

FIG. 1 is a perspective view of an endoscope hood.
FIG. 2 is a front elevation view thereof. A rear elevation view is a mirror image of the front elevation view.
FIG. 3 is a right side elevation view thereof.
FIG. 4 is a left side elevation view thereof.
FIG. 5 is a top plan view thereof.
FIG. 6 is a bottom plan view thereof; and,
FIG. 7 is a cross-sectional view taken along the line 7-7 in FIG. 5.

1 Claim, 7 Drawing Sheets

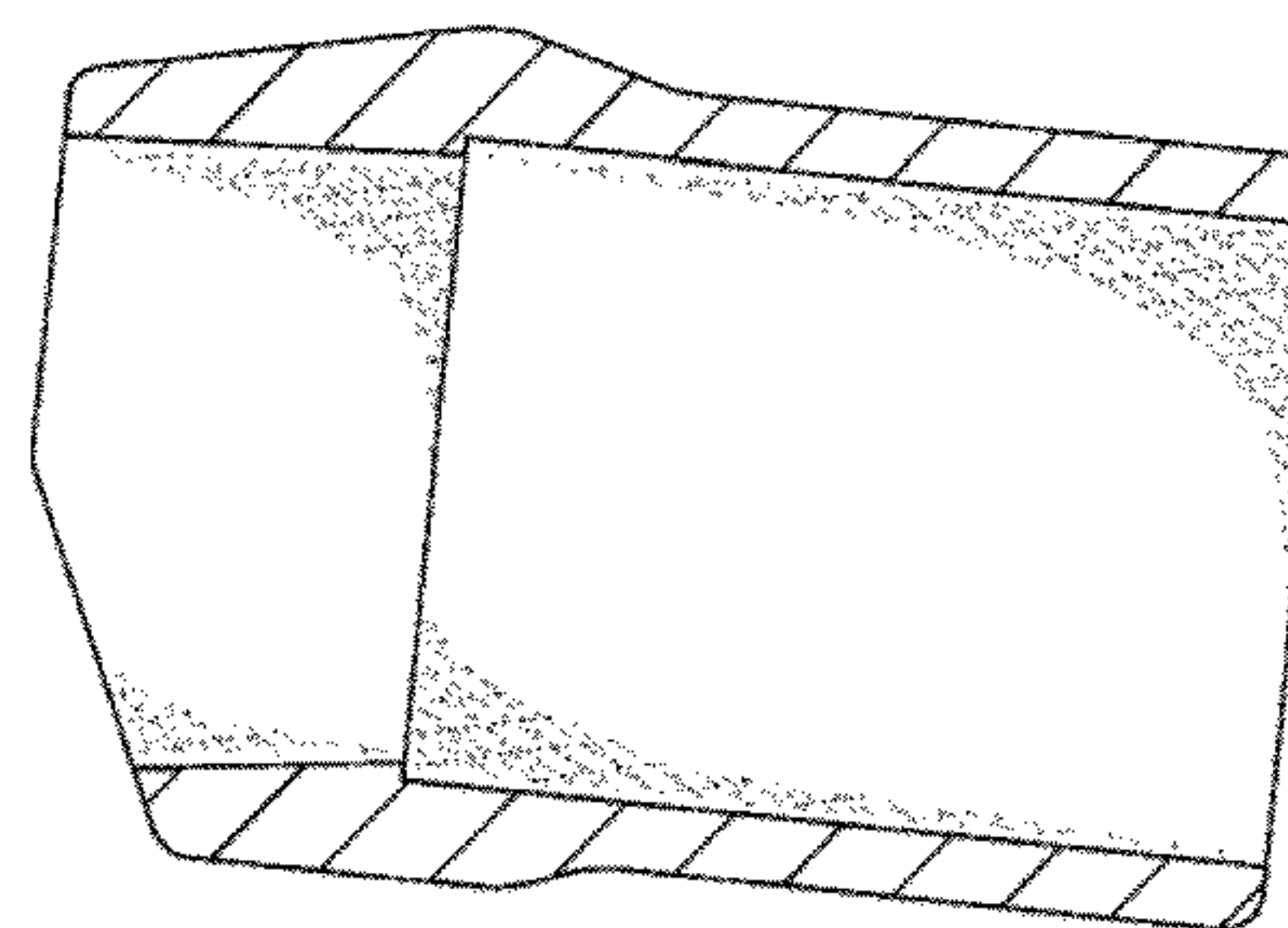



FIG. 1

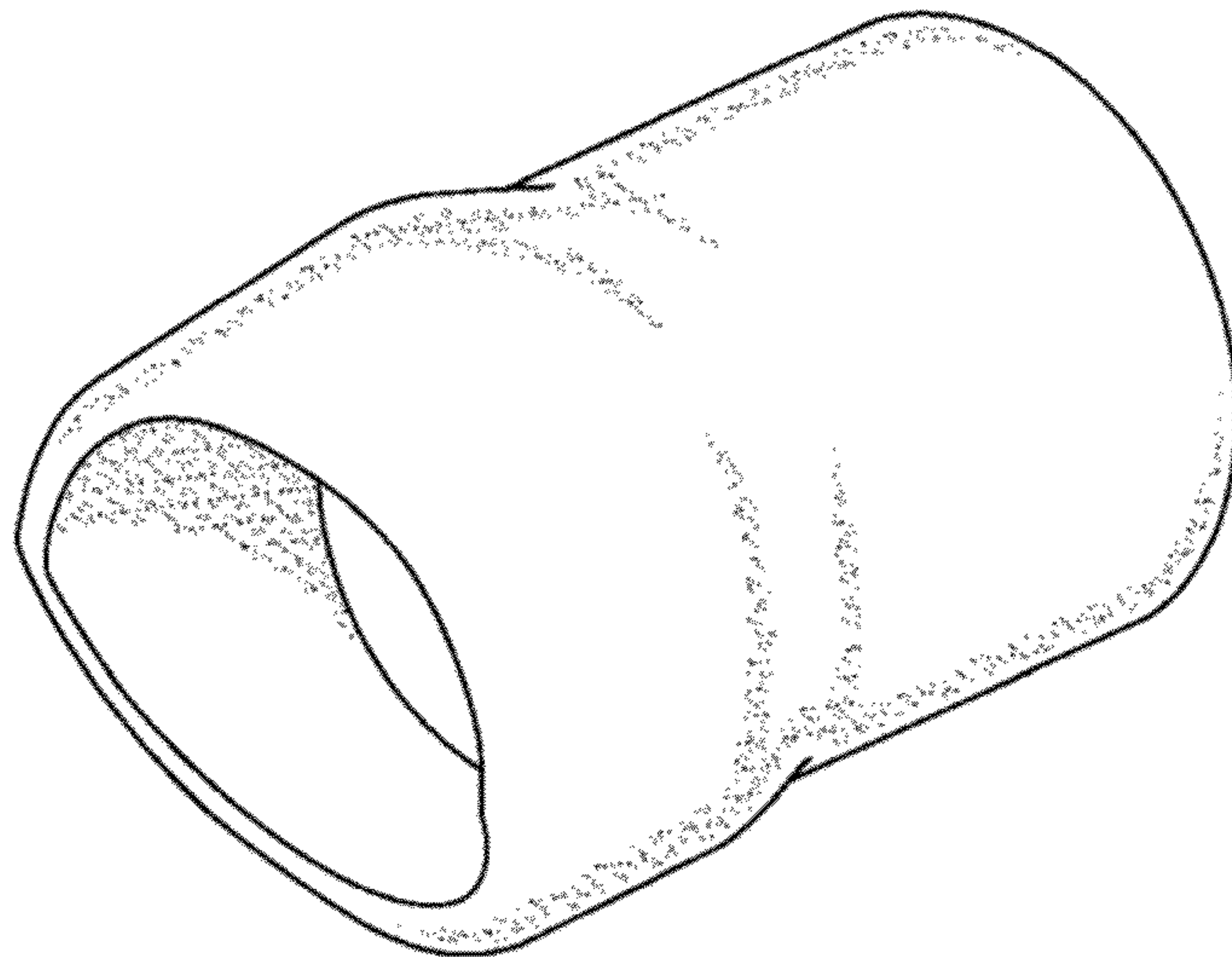


FIG. 2

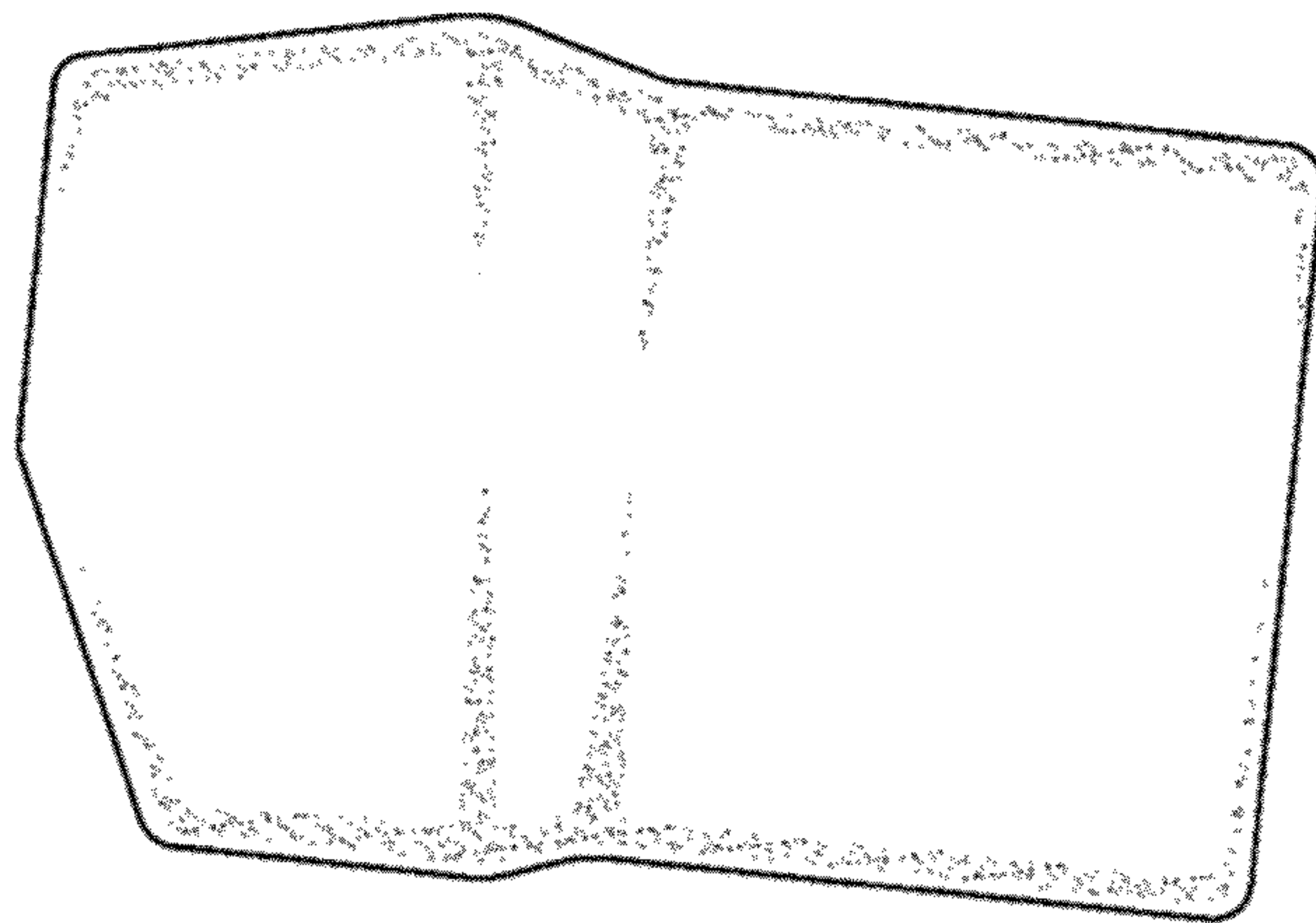


FIG. 3

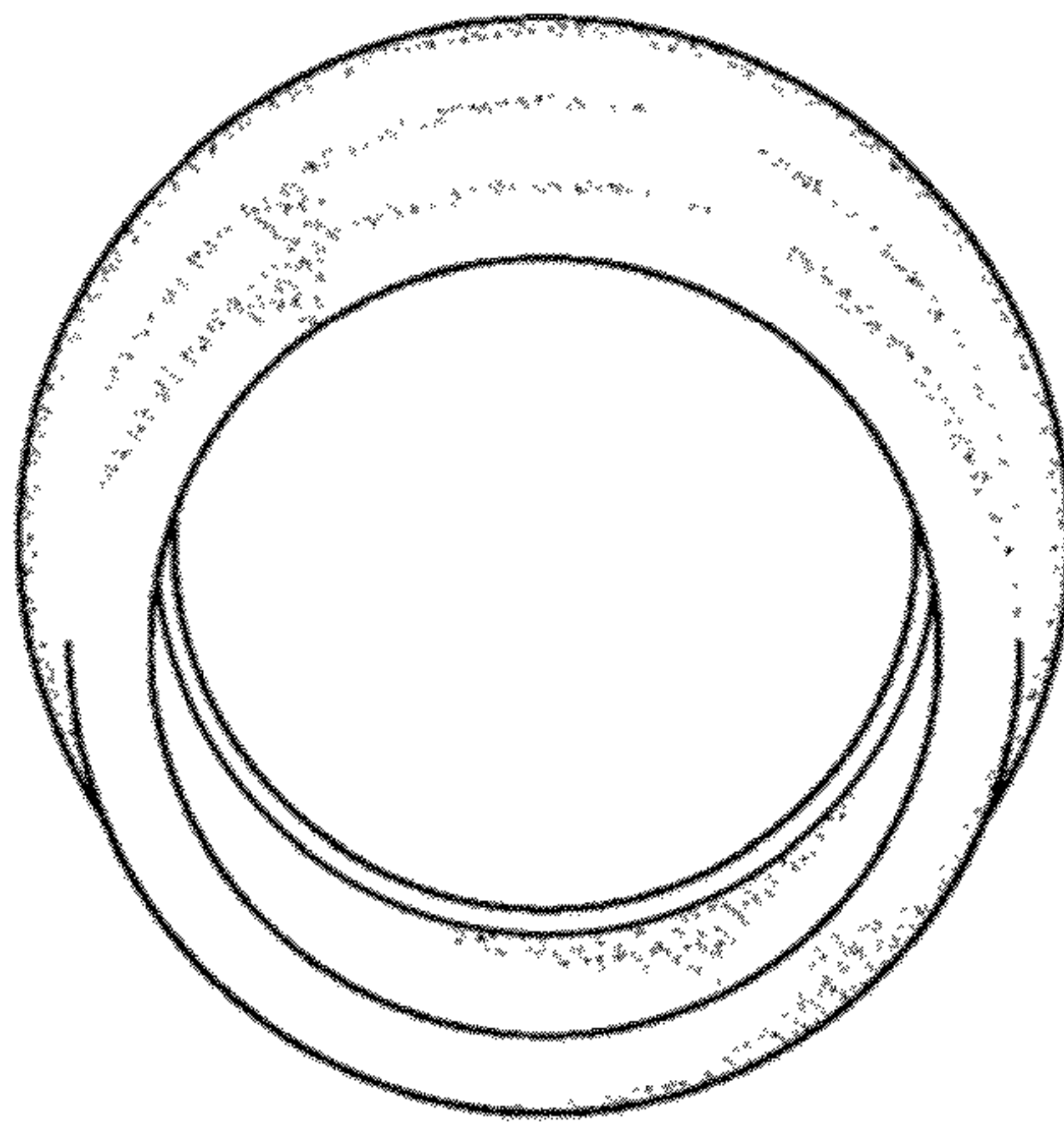


FIG. 4

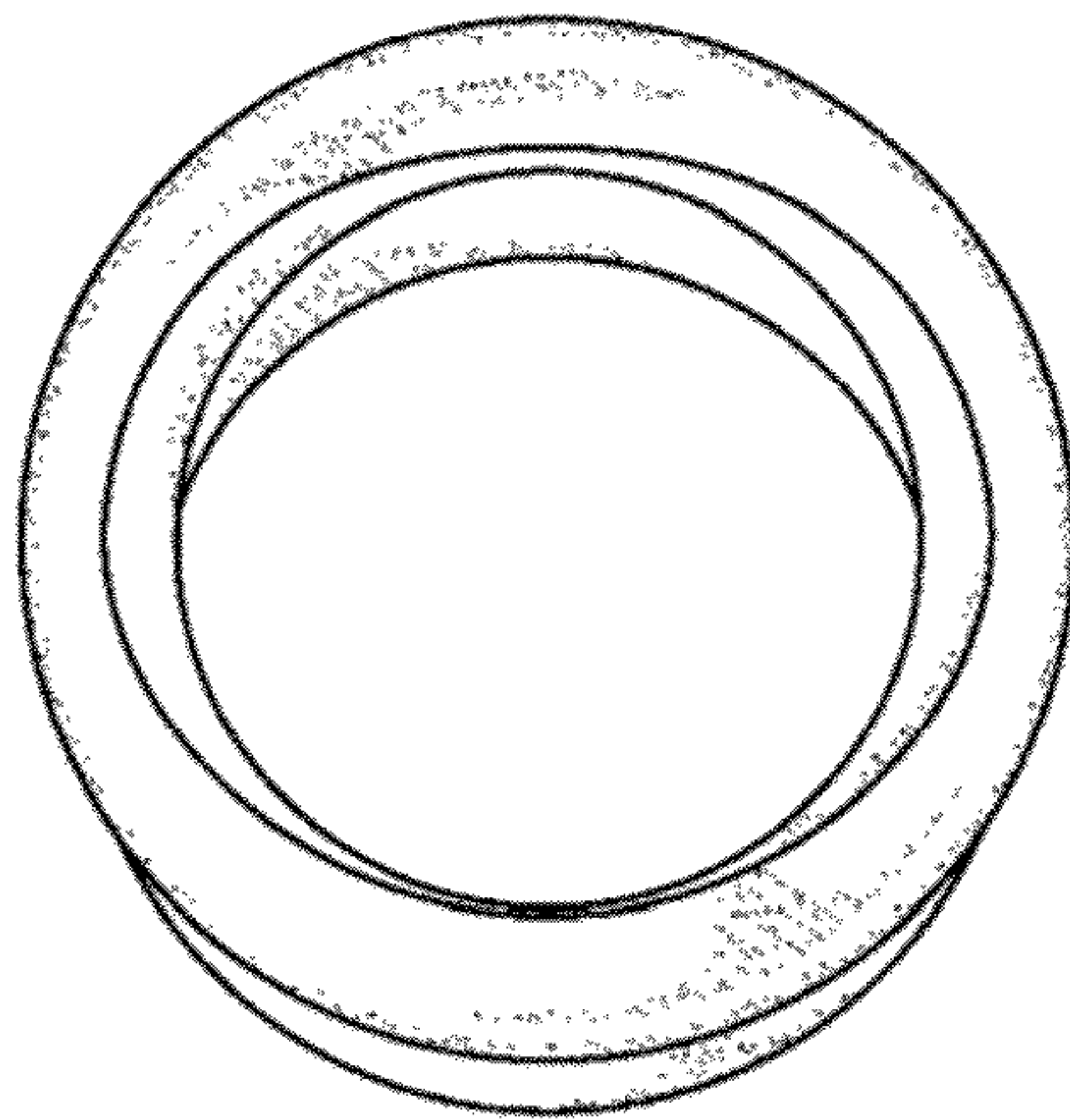


FIG. 5




FIG. 6




FIG. 7

