



US00D725256S

(12) **United States Design Patent**
Bisla

(10) **Patent No.:** **US D725,256 S**

(45) **Date of Patent:** **** *Mar. 24, 2015**

(54) **NOVELTY SPORTS FAN**

(56) **References Cited**

(71) Applicant: **Jagdip S. Bisla**, Fresno, CA (US)

U.S. PATENT DOCUMENTS

(72) Inventor: **Jagdip S. Bisla**, Fresno, CA (US)

D149,284 S *	4/1948	Lippincott	D23/336
D181,416 S *	11/1957	Hewitt	D23/370
D218,429 S *	8/1970	Yotsukura	D23/382
D292,823 S *	11/1987	St. Clair	D23/382
D306,203 S *	2/1990	Wei	D23/381
D326,148 S *	5/1992	Lawlor	D23/382
D341,878 S *	11/1993	Cich, Jr.	D23/335
D394,501 S *	5/1998	Bloom	D23/379
D398,386 S *	9/1998	Chan	D23/324
D400,668 S *	11/1998	Bloom	D23/379
D416,082 S *	11/1999	Bloom	D23/379
D416,083 S *	11/1999	Altman	D23/381
D417,496 S *	12/1999	Chang et al.	D23/377
D418,595 S *	1/2000	Leslie	D23/411
D428,133 S *	7/2000	Chen	D23/411
D436,161 S *	1/2001	Leslie	D23/382

(73) Assignee: **Jagdip S. Bisla**, Fresno, CA (US)

(*) Notice: This patent is subject to a terminal disclaimer.

(**) Term: **14 Years**

(21) Appl. No.: **29/479,879**

(22) Filed: **Jan. 21, 2014**

(Continued)

Related U.S. Application Data

(60) Continuation-in-part of application No. 29/466,703, filed on Sep. 10, 2013, which is a continuation-in-part of application No. 29/416,828, filed on Mar. 27, 2012, now Pat. No. Des. 693,915, application No. 29/479,879, which is a continuation-in-part of application No. 29/465,085, filed on Aug. 23, 2013, now abandoned, which is a division of application No. 29/416,828, filed on Mar. 27, 2012, now Pat. No. Des. 693,915.

Primary Examiner — Martie K Holtje

(74) *Attorney, Agent, or Firm* — Blue Capital Law Firm, P.C.

(51) **LOC (10) Cl.** **23-04**

(57) **CLAIM**

The ornamental design for a novelty sports fan, as shown and described.

(52) **U.S. Cl.**

USPC **D23/370; D23/382**

DESCRIPTION

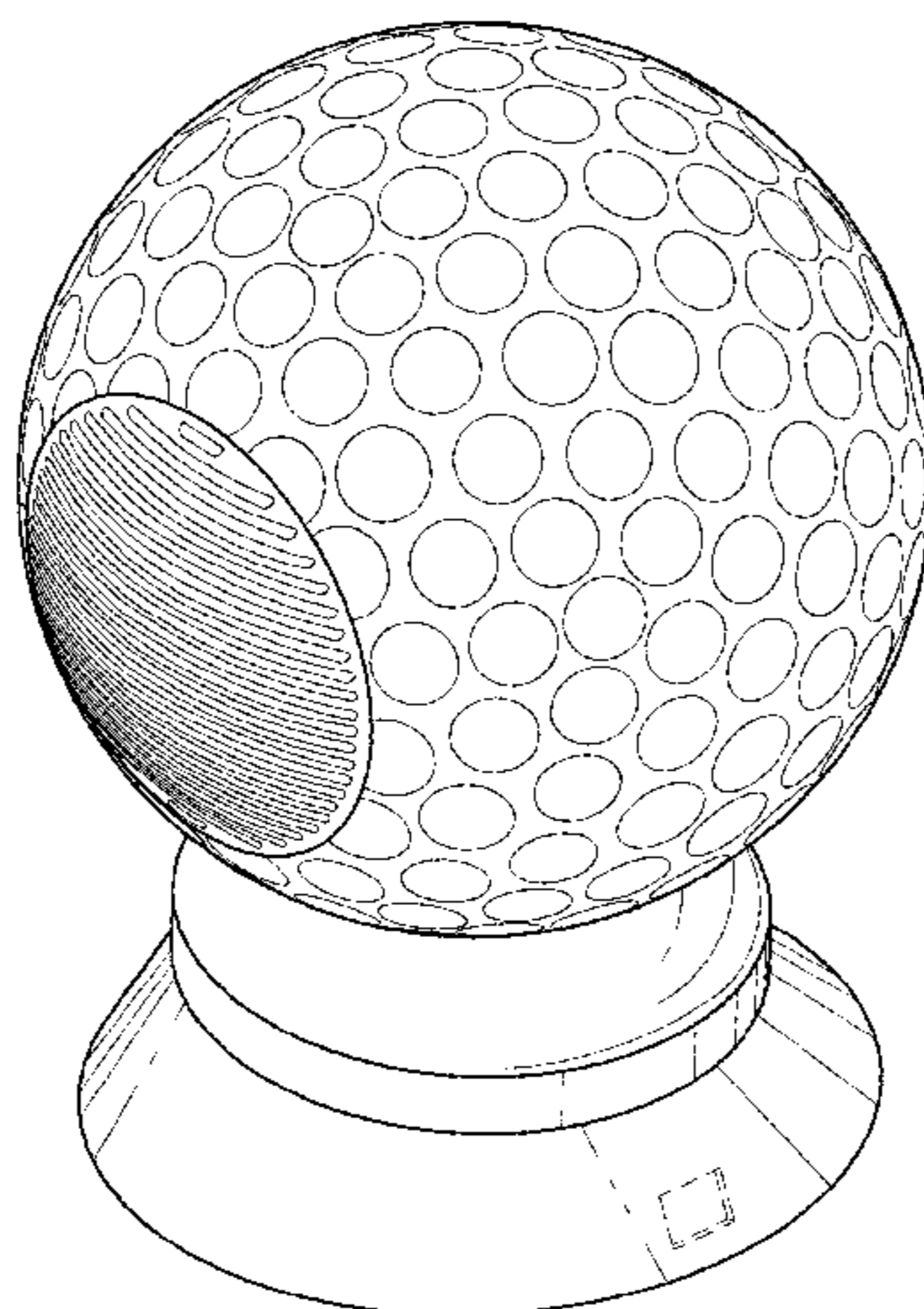
(58) **Field of Classification Search**

USPC D23/314, 324, 332, 335, 336, 342, 355, D23/370, 381, 482, 386, 411, 412, 413, 414, D23/377, 378, 379; D21/710, 712, 713; D26/32, 57, 59, 73, 94, 125, 145, 146, D26/147, 156; 415/90, 121.2, 181, 182.1, 415/208.2, 209.2, 211.2; 416/110, 206, 416/240, 244 R, 246, 247 R

FIG. 1 is a top perspective view of a novelty sports fan showing my new design;
FIG. 2 is a front view of the novelty sports fan of FIG. 1;
FIG. 3 is a rear view of the novelty sports fan of FIG. 1;
FIG. 4 is a right side view of the novelty sports fan taken from FIG. 1;
FIG. 5 is a left side view of the novelty sports fan taken from FIG. 1;
FIG. 6 is a top plan view of the novelty sports fan taken from FIG. 1; and,
FIG. 7 is a bottom plan view of the novelty sports fan taken from FIG. 1.

See application file for complete search history.

1 Claim, 4 Drawing Sheets



(56)

References Cited

U.S. PATENT DOCUMENTS

D458,672 S * 6/2002 Marchiano et al. D23/378
D463,542 S * 9/2002 Marchiano et al. D23/382
D465,840 S * 11/2002 Marchiano et al. D23/382

D481,788 S * 11/2003 Marchiano et al. D23/382
D482,437 S * 11/2003 Marchiano et al. D23/382
D515,198 S * 2/2006 Gregory D23/382
D693,915 S * 11/2013 Bisla et al. D23/370

* cited by examiner

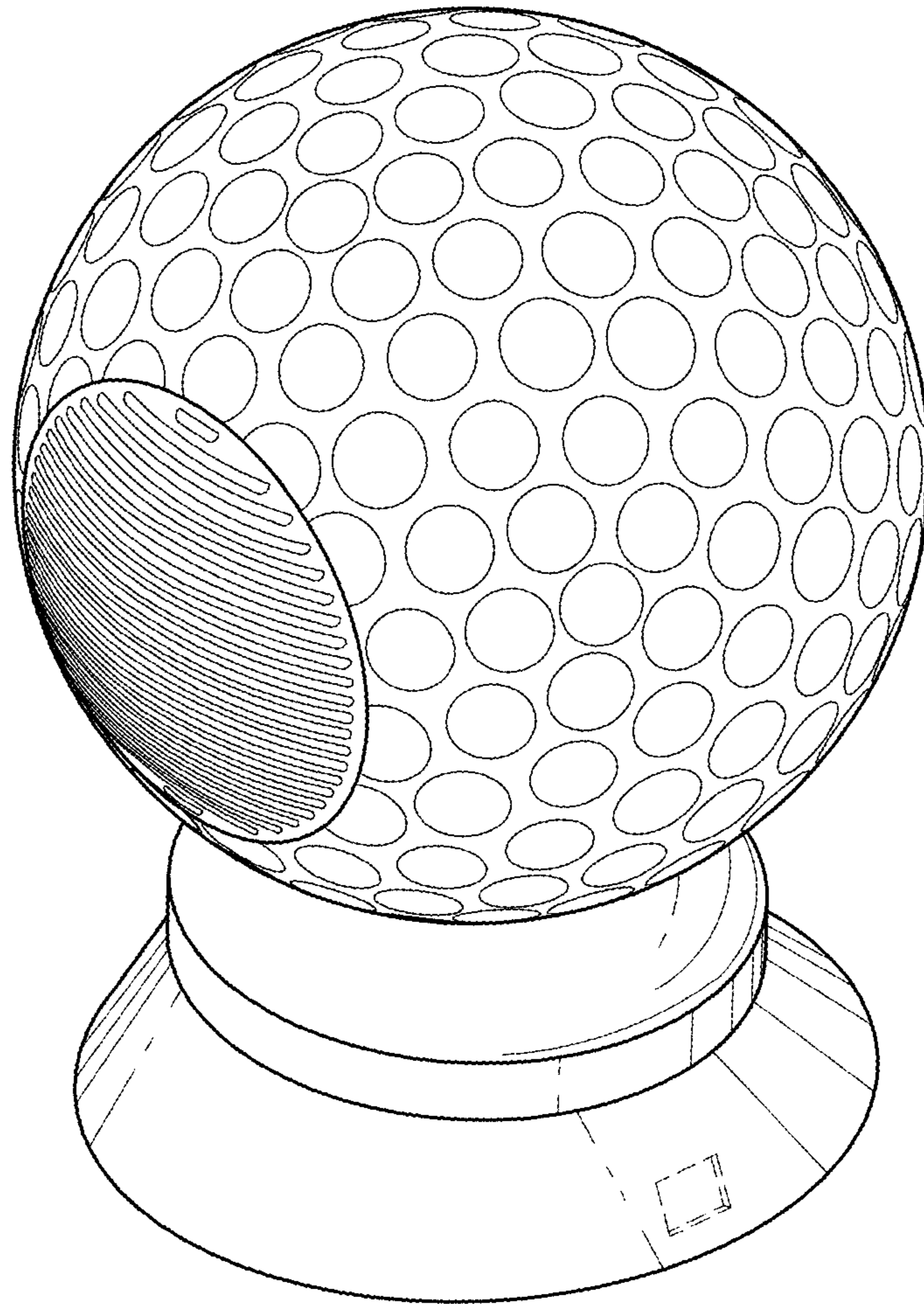


FIG. 1

FIG. 2

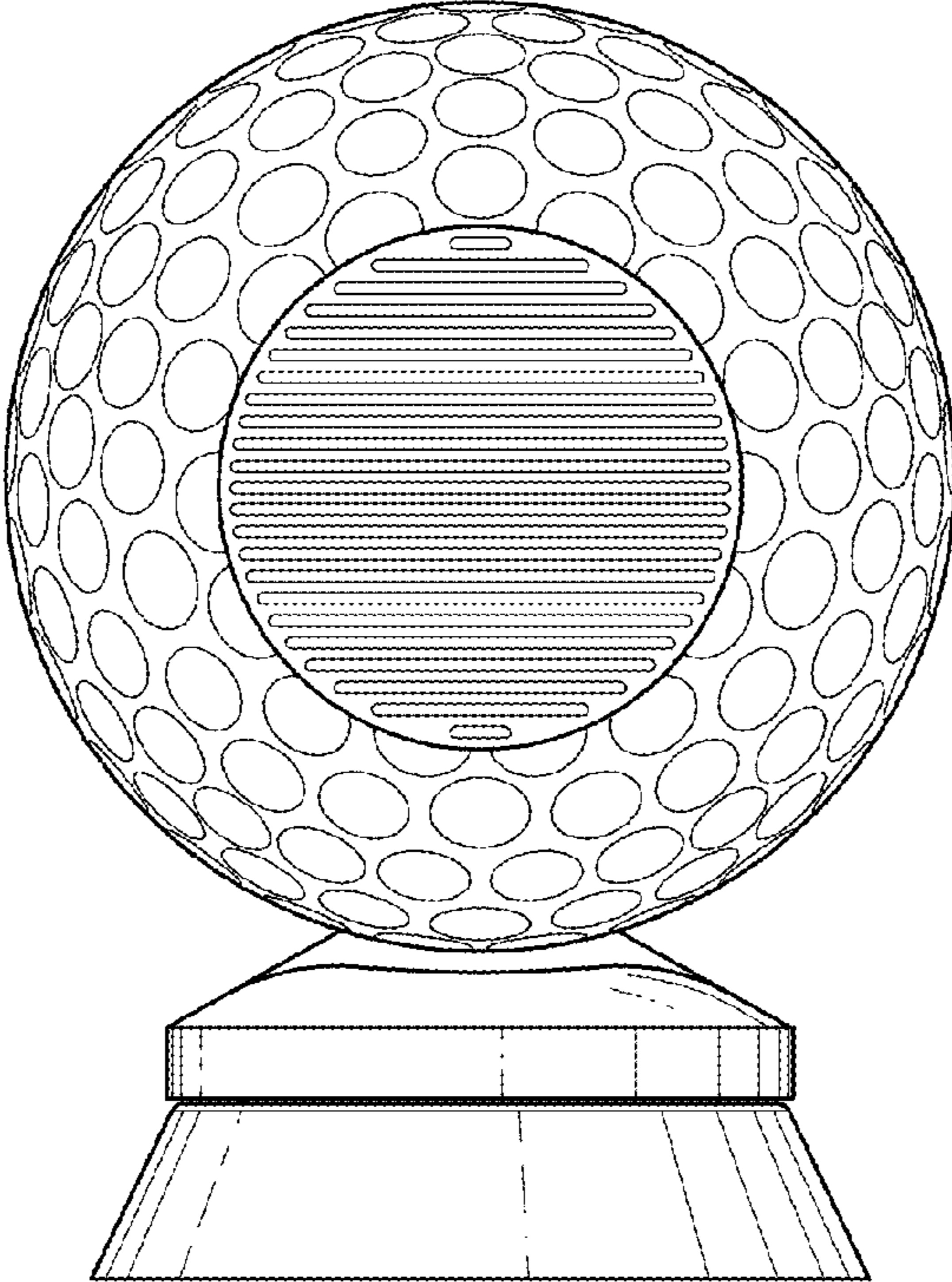


FIG. 3

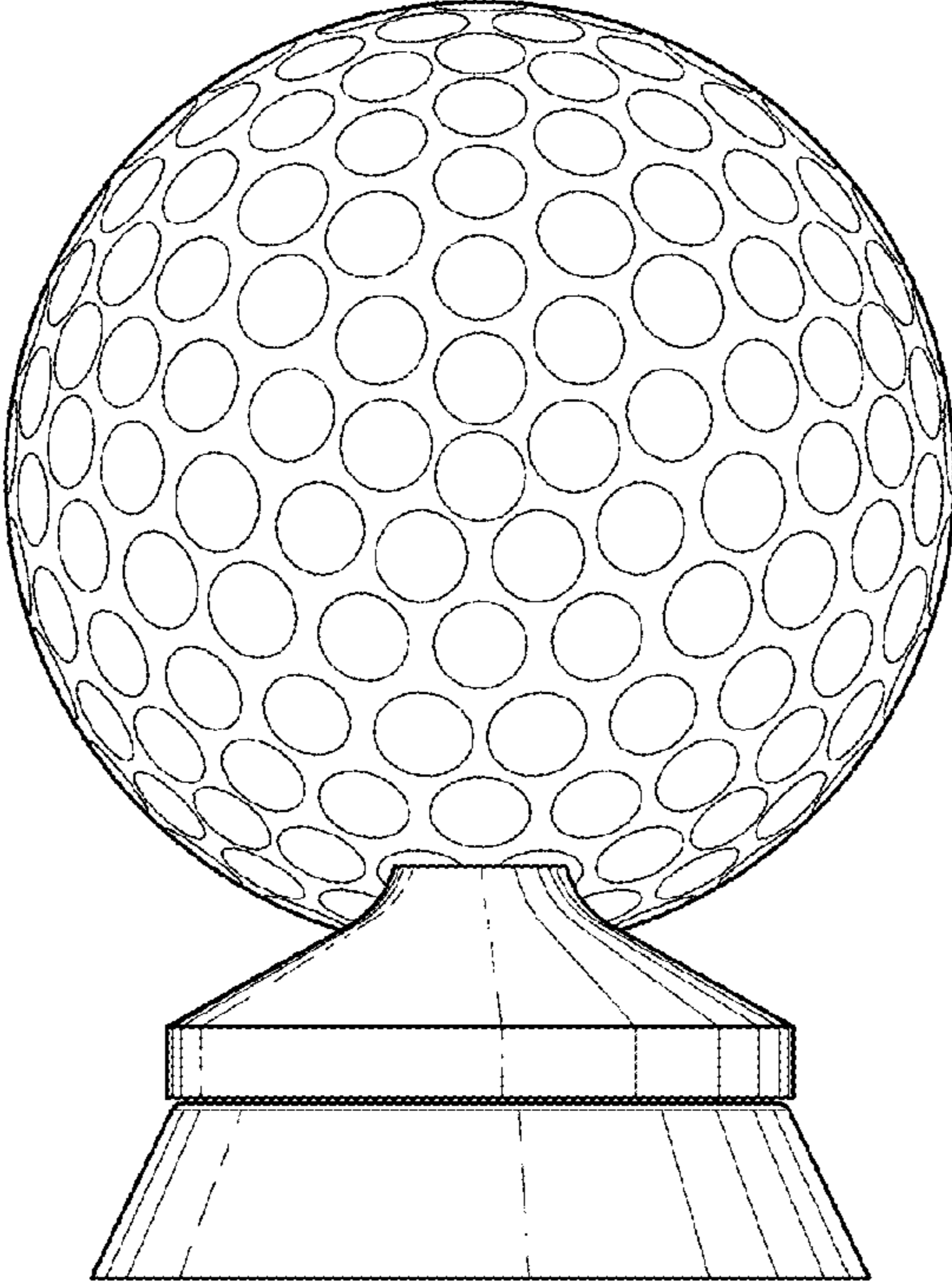


FIG. 4

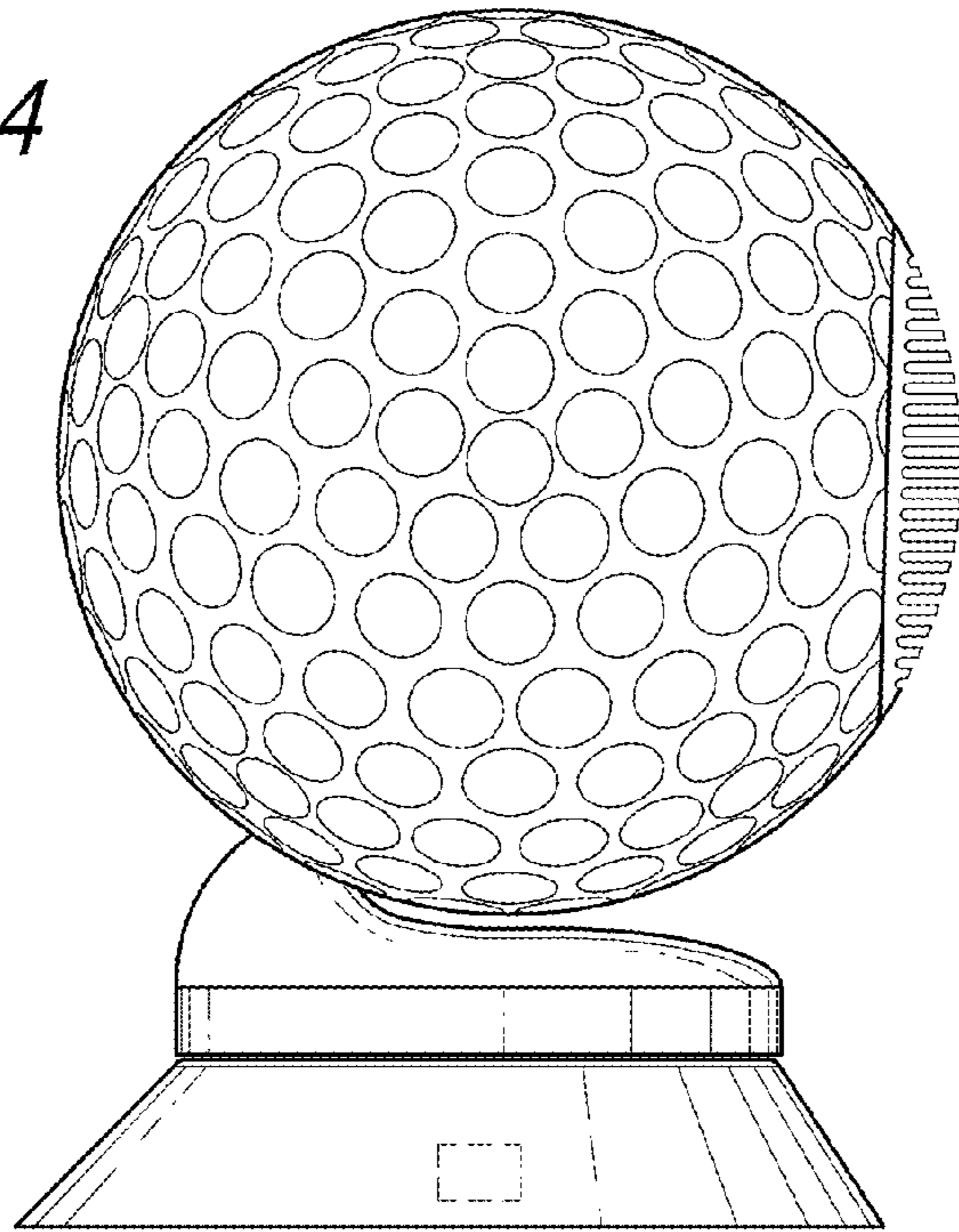


FIG. 5

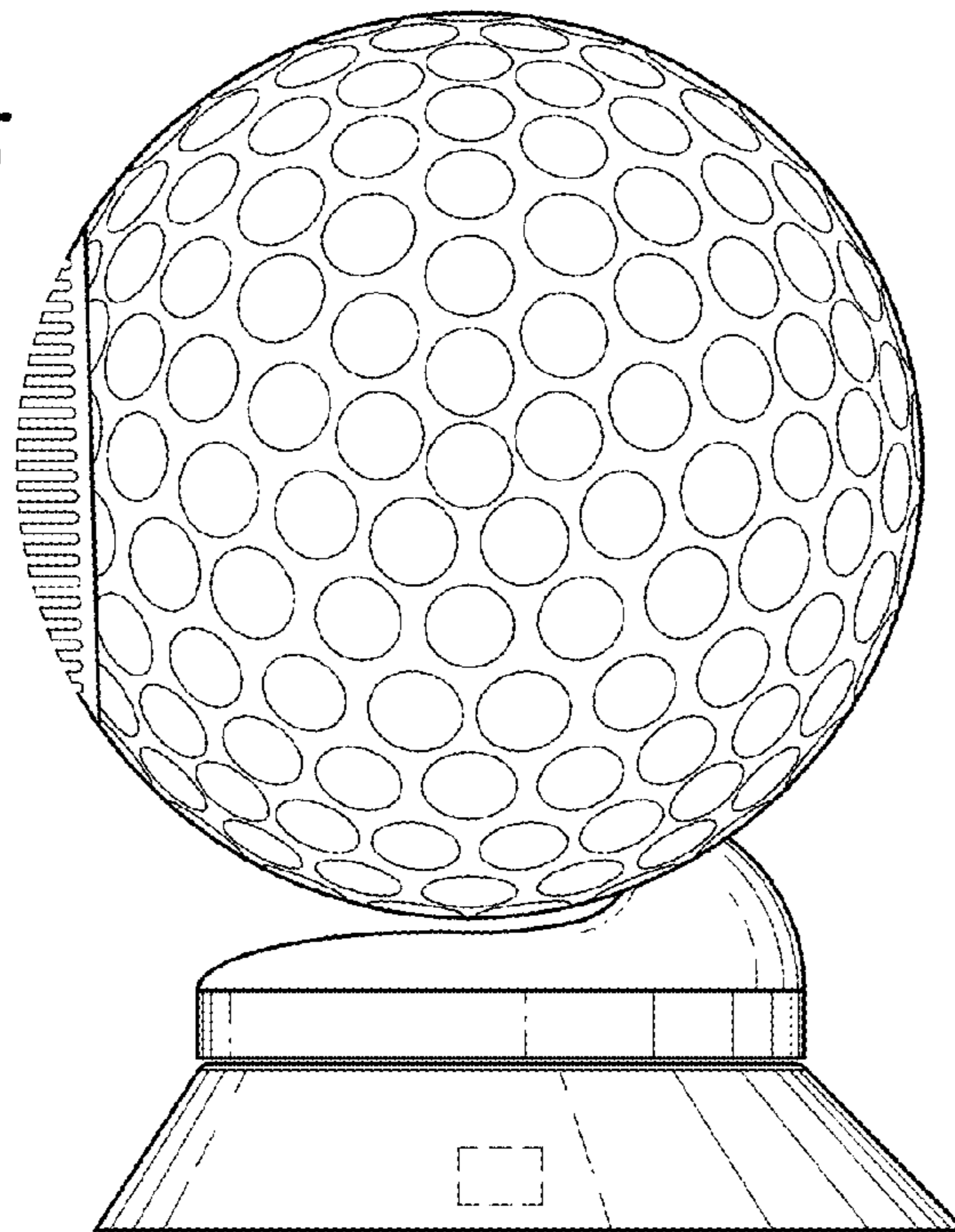


FIG. 6

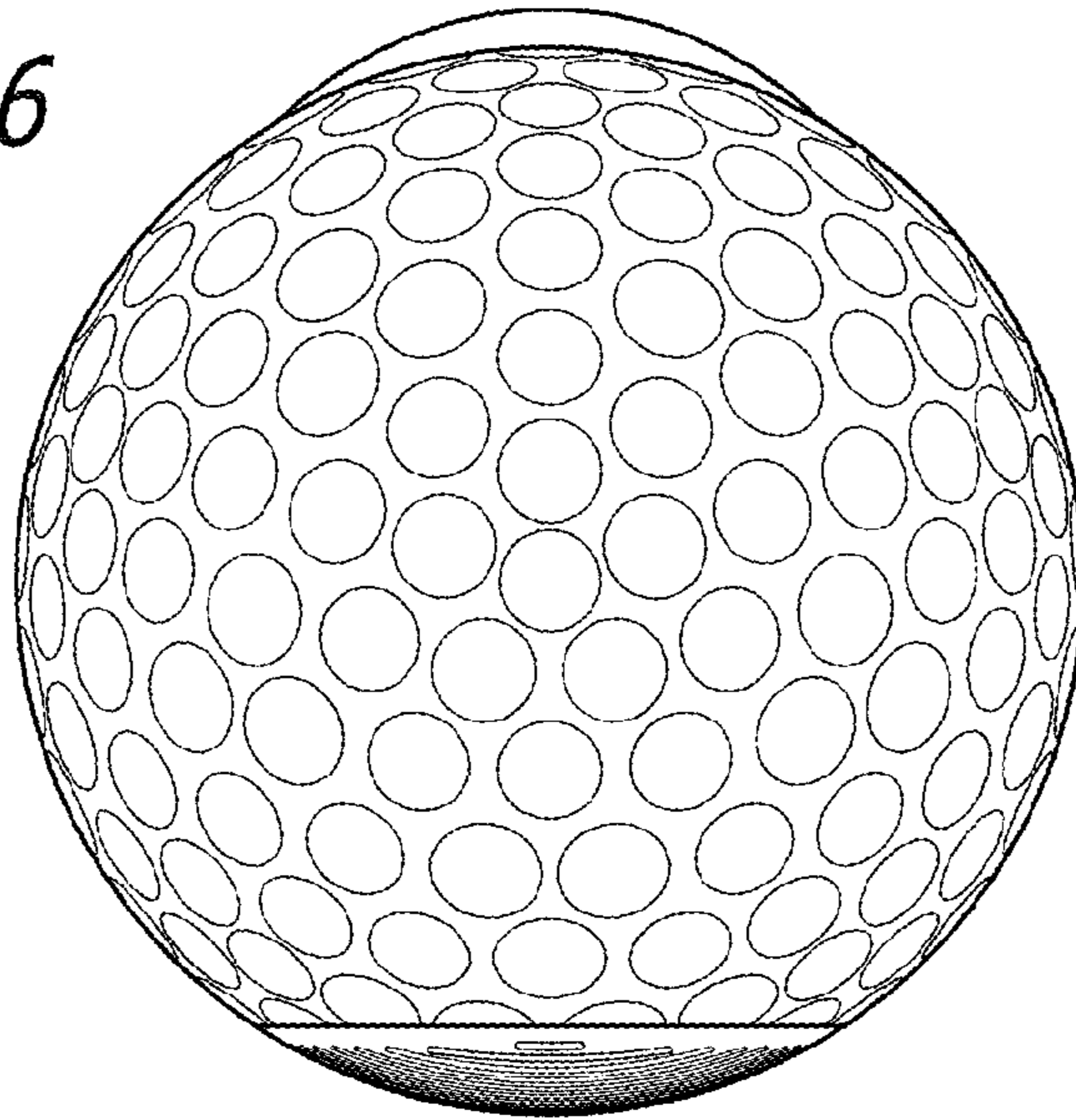


FIG. 7

