



US00D725238S

(12) **United States Design Patent**  
**Beaudoin**

(10) **Patent No.:** **US D725,238 S**  
(45) **Date of Patent:** **\*\* Mar. 24, 2015**

(54) **FRAME FOR SEWER GRATE**

**FOREIGN PATENT DOCUMENTS**

(71) Applicant: **Canada Pipe Company ULC**, Hamilton (CA)

EP 0337110 A1 10/1989

(72) Inventor: **Pierre-Laurent Beaudoin**, Lévis (CA)

**OTHER PUBLICATIONS**

Gully Grating, Kerb Gratings, Products and Services, indiamart.com, Searched Oct. 7, 2014, <http://www.indiamart.com/jpkmetallics/kerb-gratings.html#gully-grating>.\*

(73) Assignee: **Canada Pipe Company ULC**, Hamilton, ON (CA)

*Primary Examiner* — Eric Goodman

*Assistant Examiner* — Steven Czyz

(\*\*) Term: **14 Years**

(74) *Attorney, Agent, or Firm* — Fasken Martineau

(21) Appl. No.: **29/499,472**

(57) **CLAIM**

The ornamental design for a frame for sewer grate, as shown and described.

(22) Filed: **Aug. 15, 2014**

(30) **Foreign Application Priority Data**

**DESCRIPTION**

Feb. 18, 2014 (CA) ..... 155193

(51) **LOC (10) Cl.** ..... **23-01**

(52) **U.S. Cl.**  
USPC ..... **D23/261**

(58) **Field of Classification Search**  
USPC ..... D23/259, 260, 261, 262, 263, 264, 265;  
210/170, 170.01, 170.03, 162-166,  
210/474; 404/4, 5; 405/118, 119; 52/16, 20  
See application file for complete search history.

FIG. 1 is a left perspective view of the frame for sewer grate according to a first embodiment;  
FIG. 2 is a left view thereof;  
FIG. 3 is a right view thereof;  
FIG. 4 is a top view thereof;  
FIG. 5 is a bottom view thereof;  
FIG. 6 is a front view thereof;  
FIG. 7 is a rear view thereof;  
FIG. 8 is a left perspective view of the frame for sewer grate according to a second embodiment;  
FIG. 9 is a left view thereof;  
FIG. 10 is a right view thereof;  
FIG. 11 is a top view thereof;  
FIG. 12 is a bottom view thereof;  
FIG. 13 is a front view thereof; and,  
FIG. 14 is a rear view thereof.

(56) **References Cited**

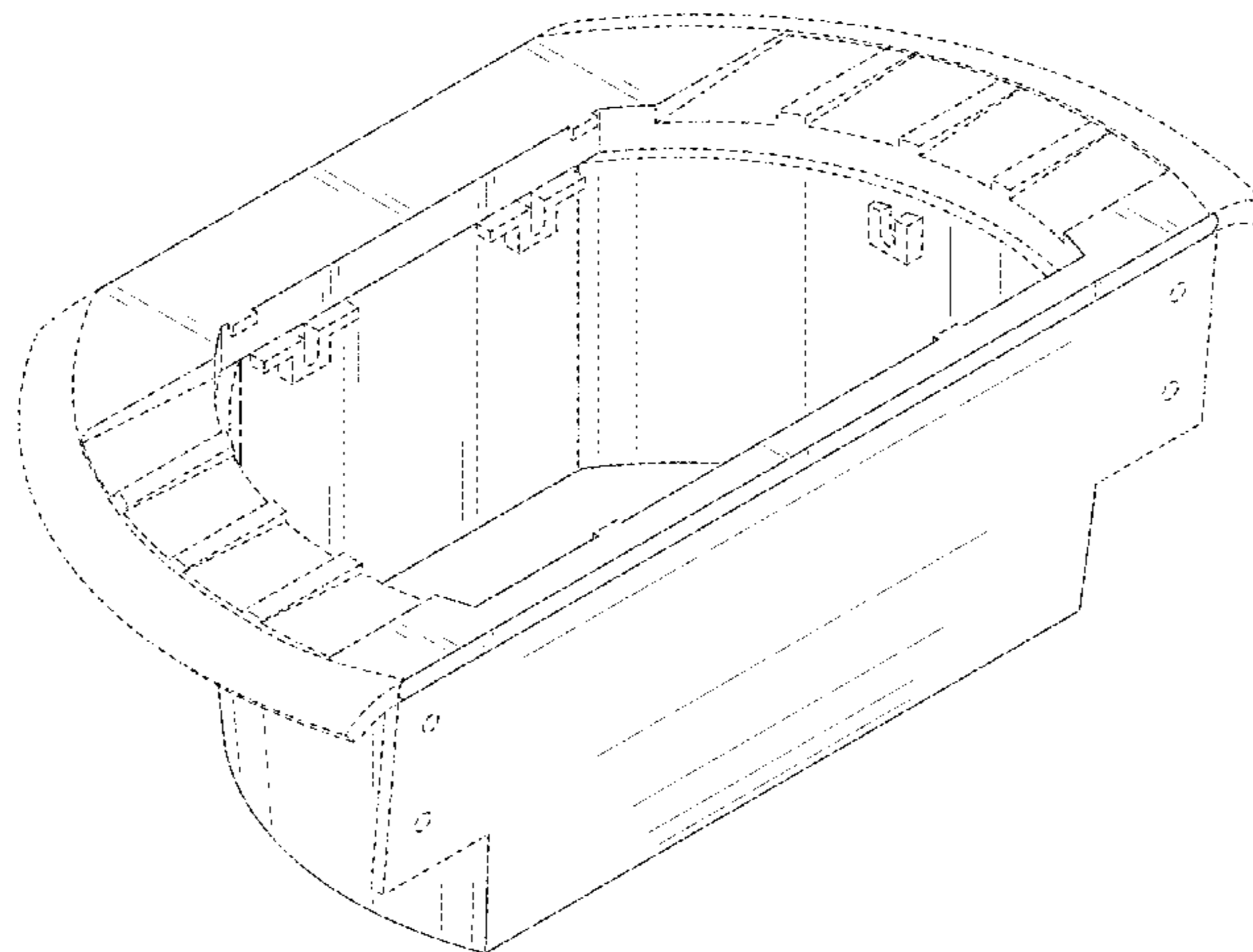
**U.S. PATENT DOCUMENTS**

490,301 A \* 1/1893 Munson et al. .... 210/163  
838,601 A \* 12/1906 Willms et al. .... 4/416  
1,460,733 A \* 7/1923 Rigby ..... 405/119  
1,491,314 A \* 4/1924 Rigby ..... 405/119  
1,763,174 A \* 6/1930 Morris ..... 68/237  
1,858,268 A \* 5/1932 Fleming ..... 285/43  
2,701,027 A 2/1955 Scoville  
3,304,685 A 2/1967 Whetstone  
D244,854 S 6/1977 Salamone

The design consists of the visual features of the portions of the frame for sewer grate shown in solid lines in the drawings. Throughout the Figures, the dash-dotted lines represent the bounds of the claim, and all other broken lines illustrate unclaimed portions of the frame for sewer grate. None of the broken lines form a part of the claimed design.

(Continued)

**1 Claim, 12 Drawing Sheets**



(56)

**References Cited**

U.S. PATENT DOCUMENTS

4,279,541	A *	7/1981	Bruhn et al. ....	405/119	6,537,446	B1 *	3/2003	Sanguinetti .....	210/163
D267,268	S	12/1982	Johnson		6,869,525	B1 *	3/2005	Happel .....	210/163
D270,292	S	8/1983	Johnson		7,040,838	B2 *	5/2006	Allard et al. ....	405/36
D280,126	S *	8/1985	Provan et al. ....	D23/262	D596,273	S *	7/2009	Porter .....	D23/267
4,952,094	A	8/1990	Spiess et al.		D630,714	S	1/2011	Dukes	
5,279,007	A *	1/1994	Kolada .....	4/639	8,292,541	B2	10/2012	Akkala	
D352,573	S	11/1994	Sampson et al.		8,591,729	B2 *	11/2013	Alqanee .....	210/116
D369,404	S	4/1996	Vestal		D699,820	S *	2/2014	Beaudoin .....	D23/267
6,045,691	A *	4/2000	McDermott .....	210/164	D699,821	S *	2/2014	Beaudoin .....	D23/267
6,270,662	B1 *	8/2001	Gibson et al. ....	210/163	2002/0071722	A1 *	6/2002	Allard .....	405/43
6,385,913	B1 *	5/2002	Ahn .....	52/20	2004/0112811	A1	6/2004	Lindemulder	
					2006/0011527	A1 *	1/2006	McDermott et al. ....	210/163
					2008/0179229	A1 *	7/2008	Dorsey .....	210/163
					2013/0186811	A1	7/2013	Kaiser	

\* cited by examiner

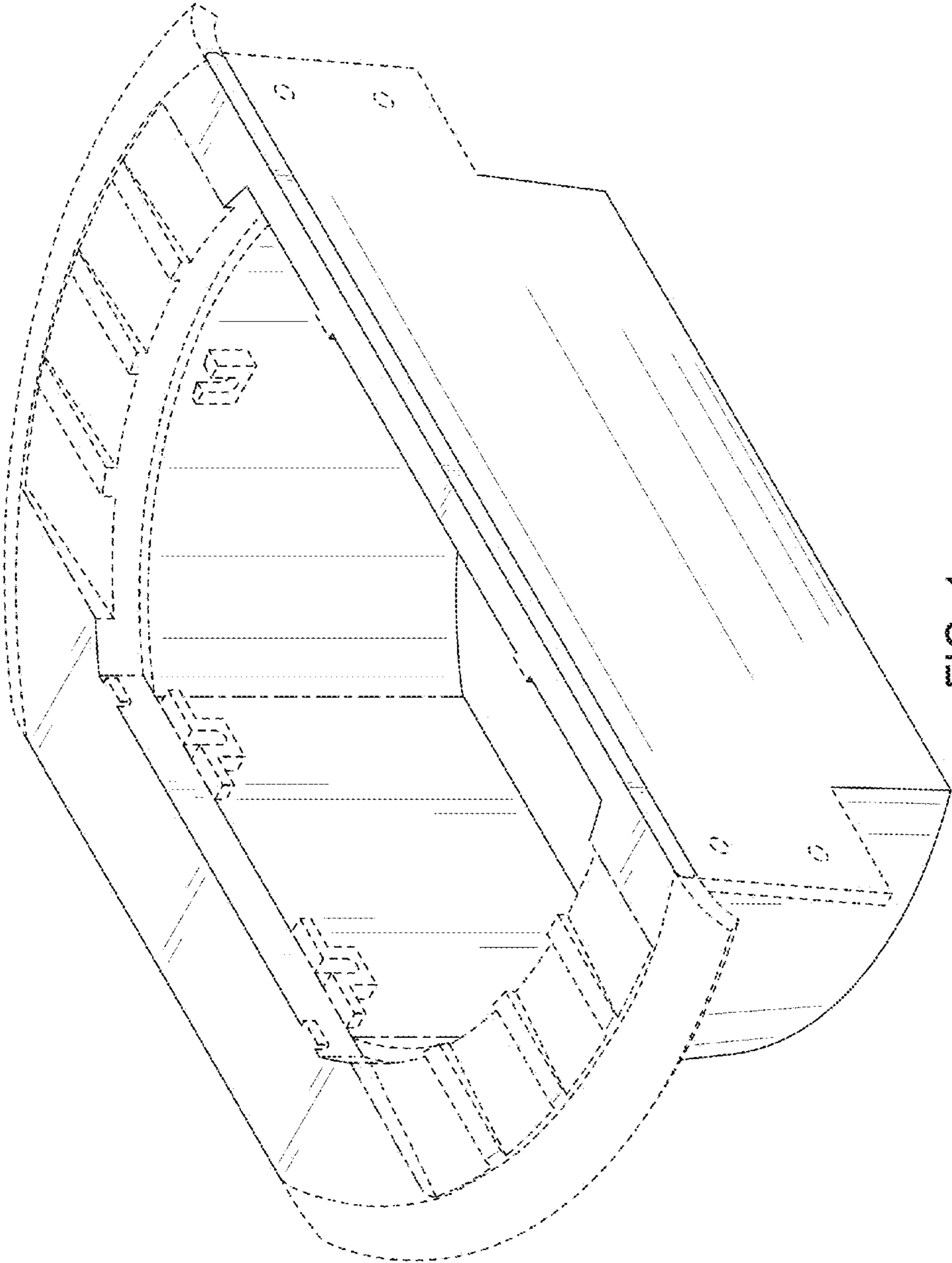


FIG. 1




FIG. 2




FIG. 3

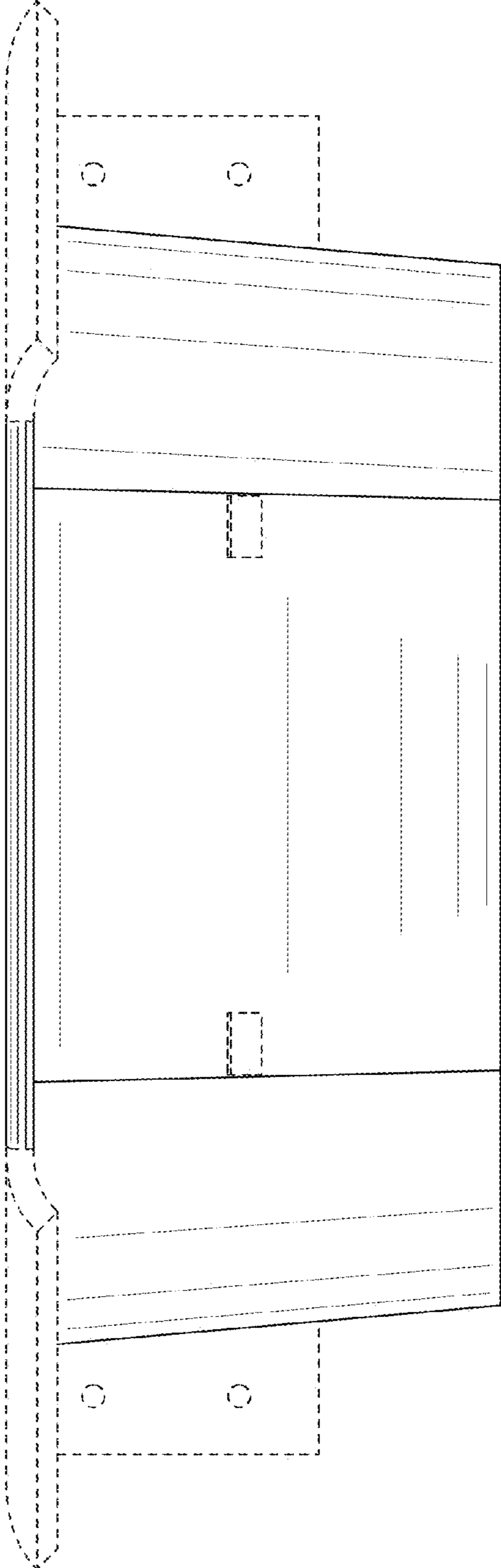


FIG. 4




FIG. 5

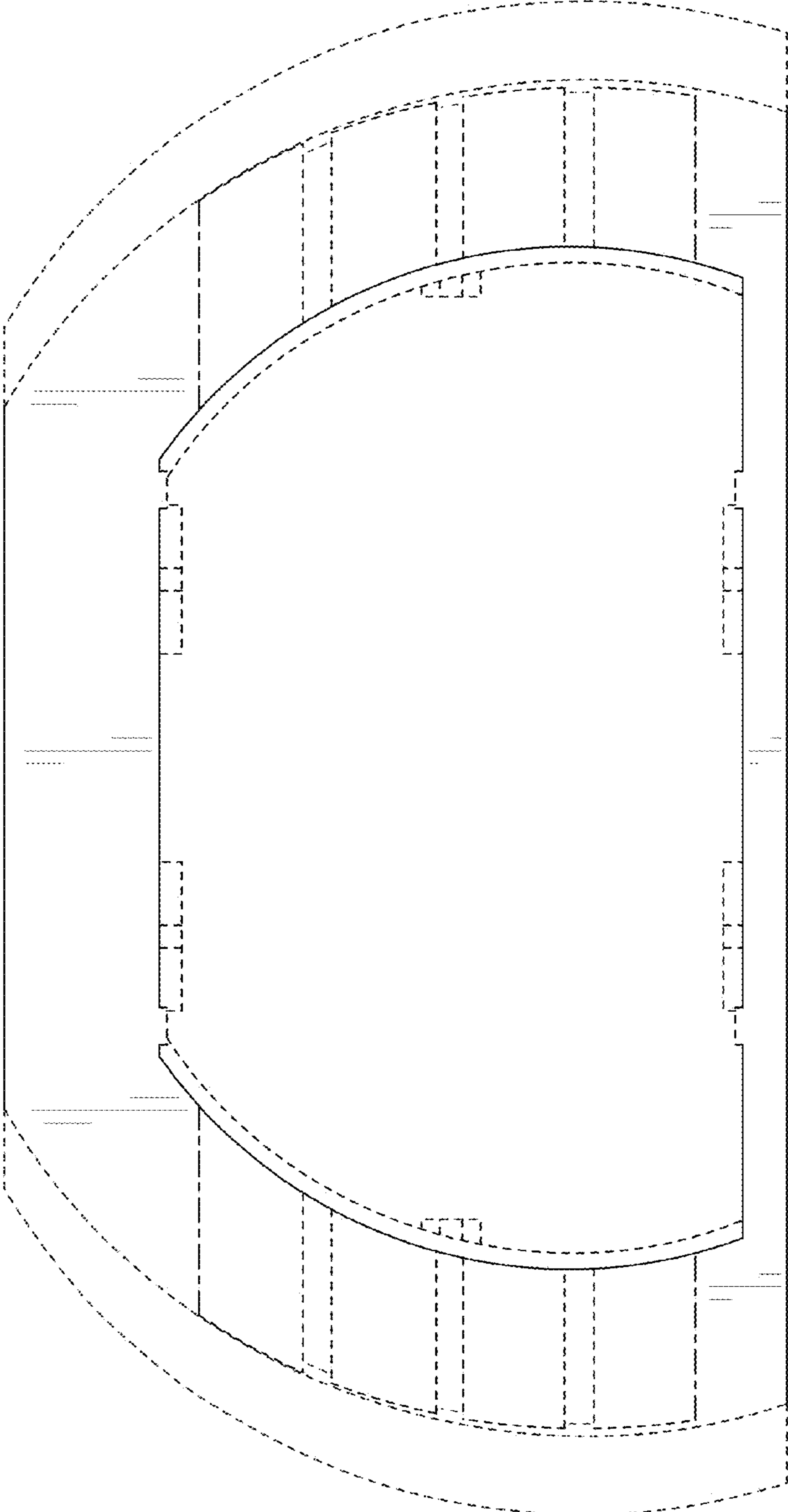


FIG. 6

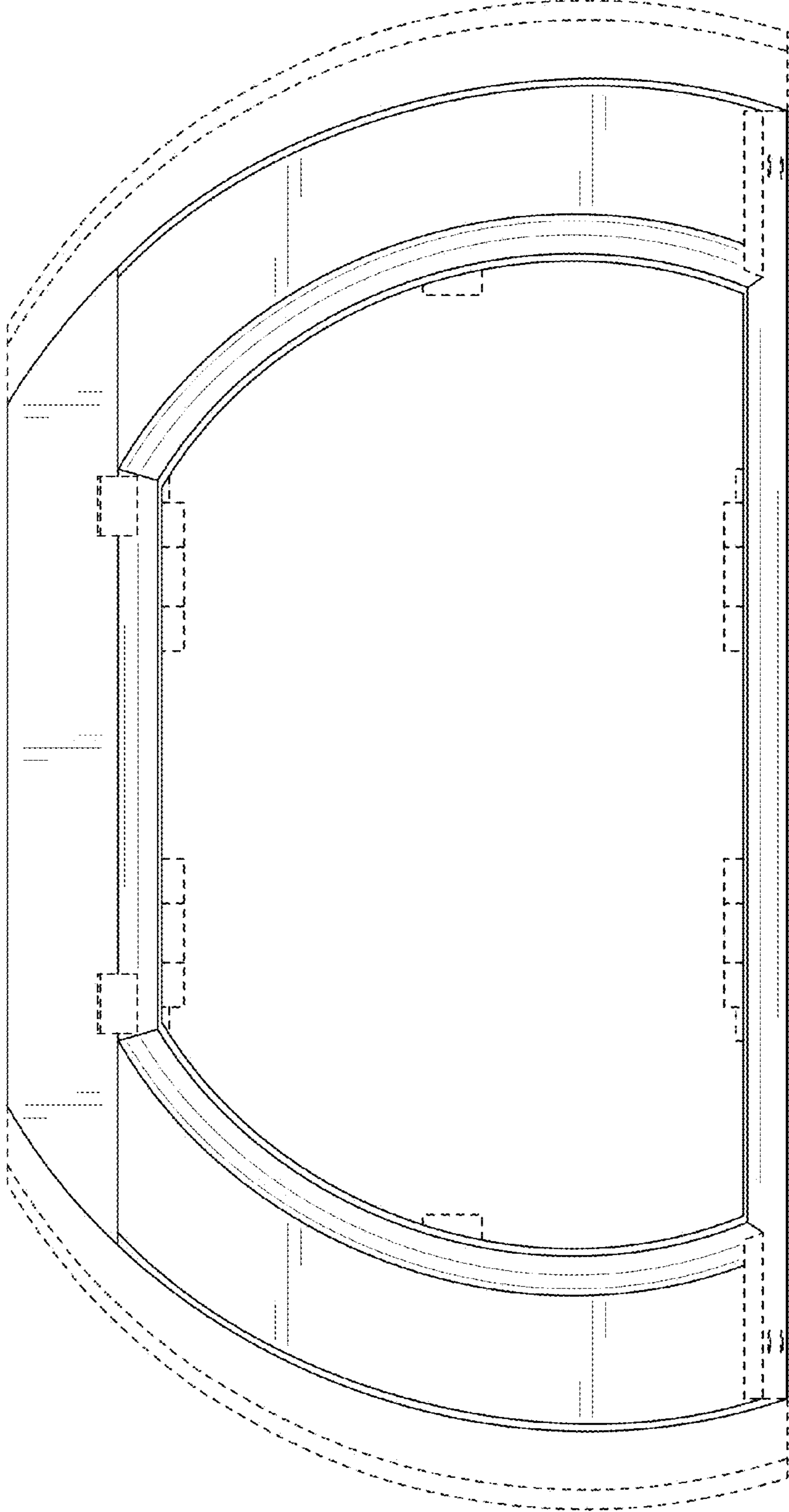


FIG. 7



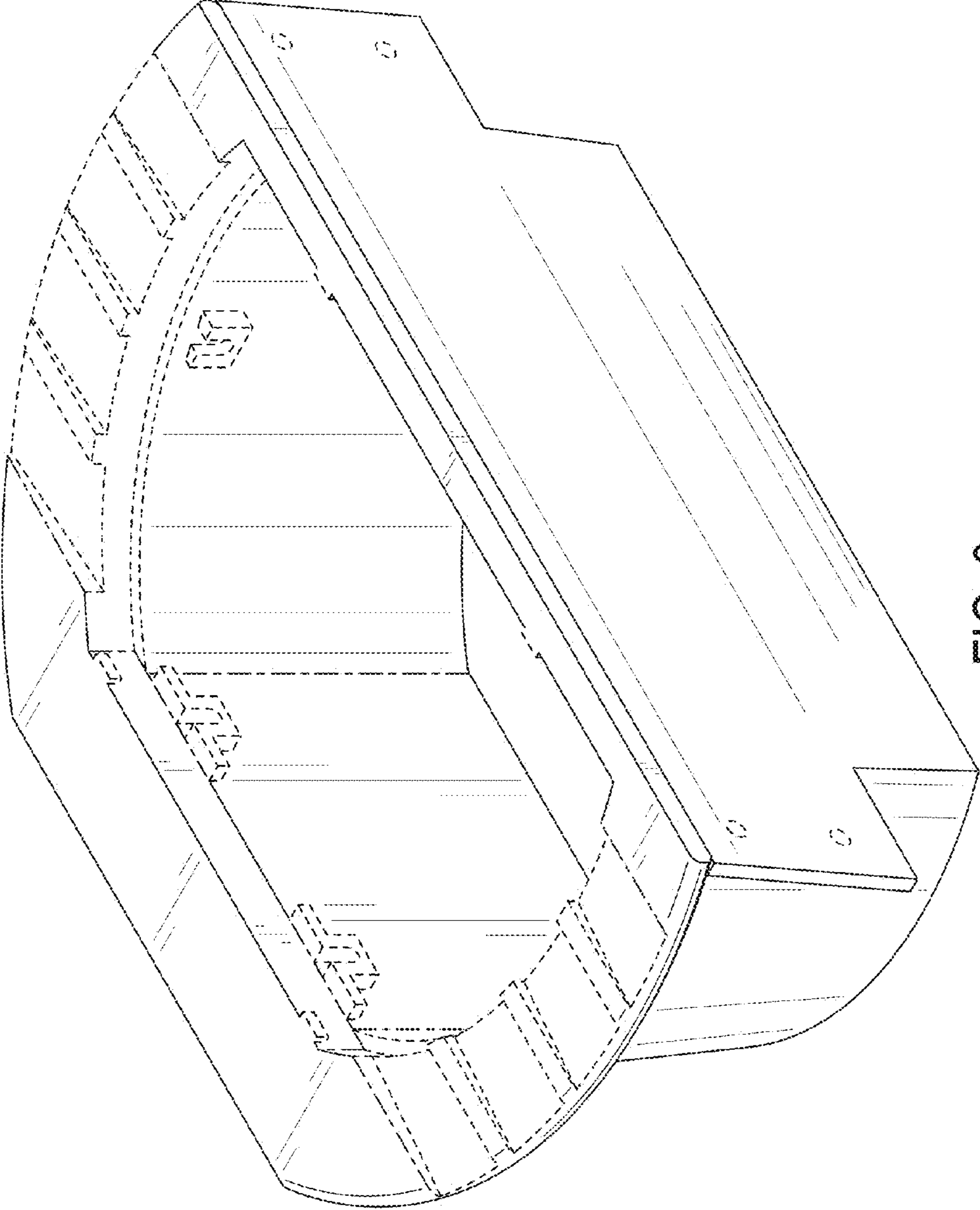


FIG. 8




FIG. 9

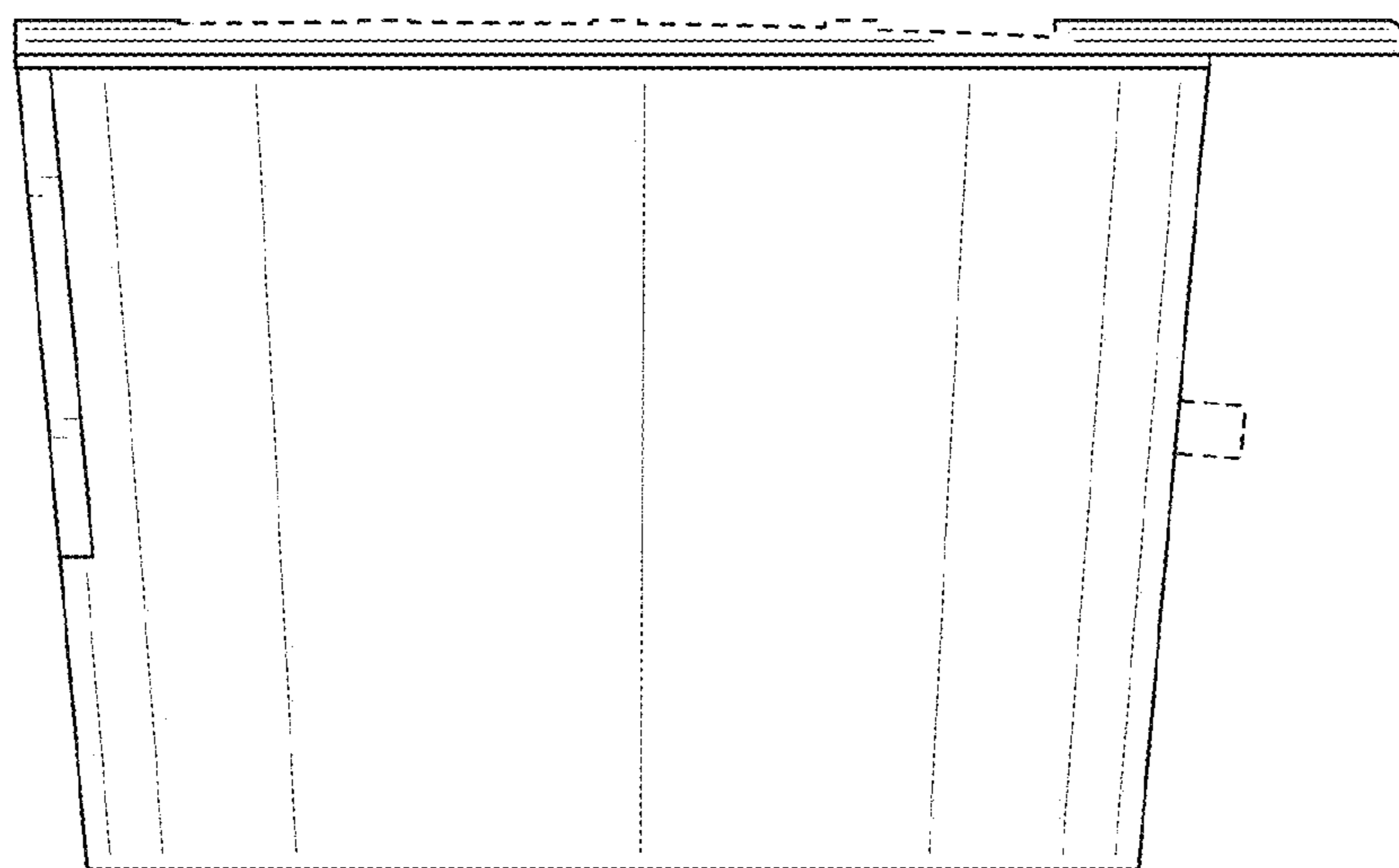


FIG. 10

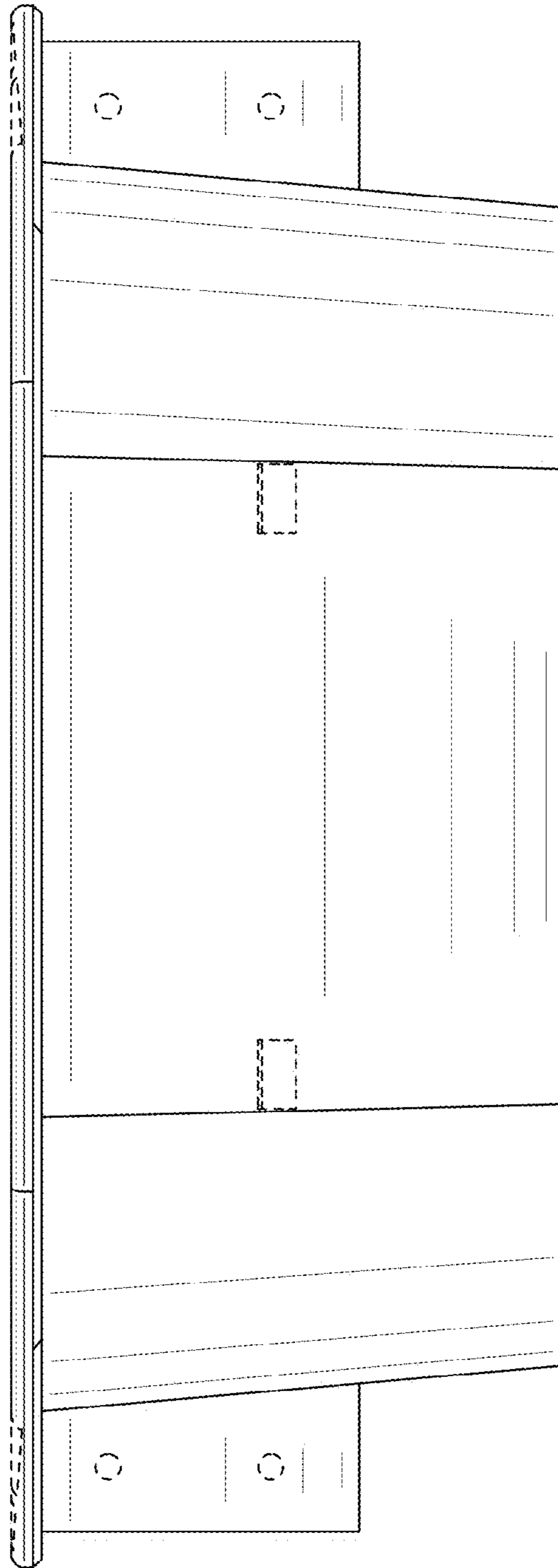


FIG. 11




FIG. 12

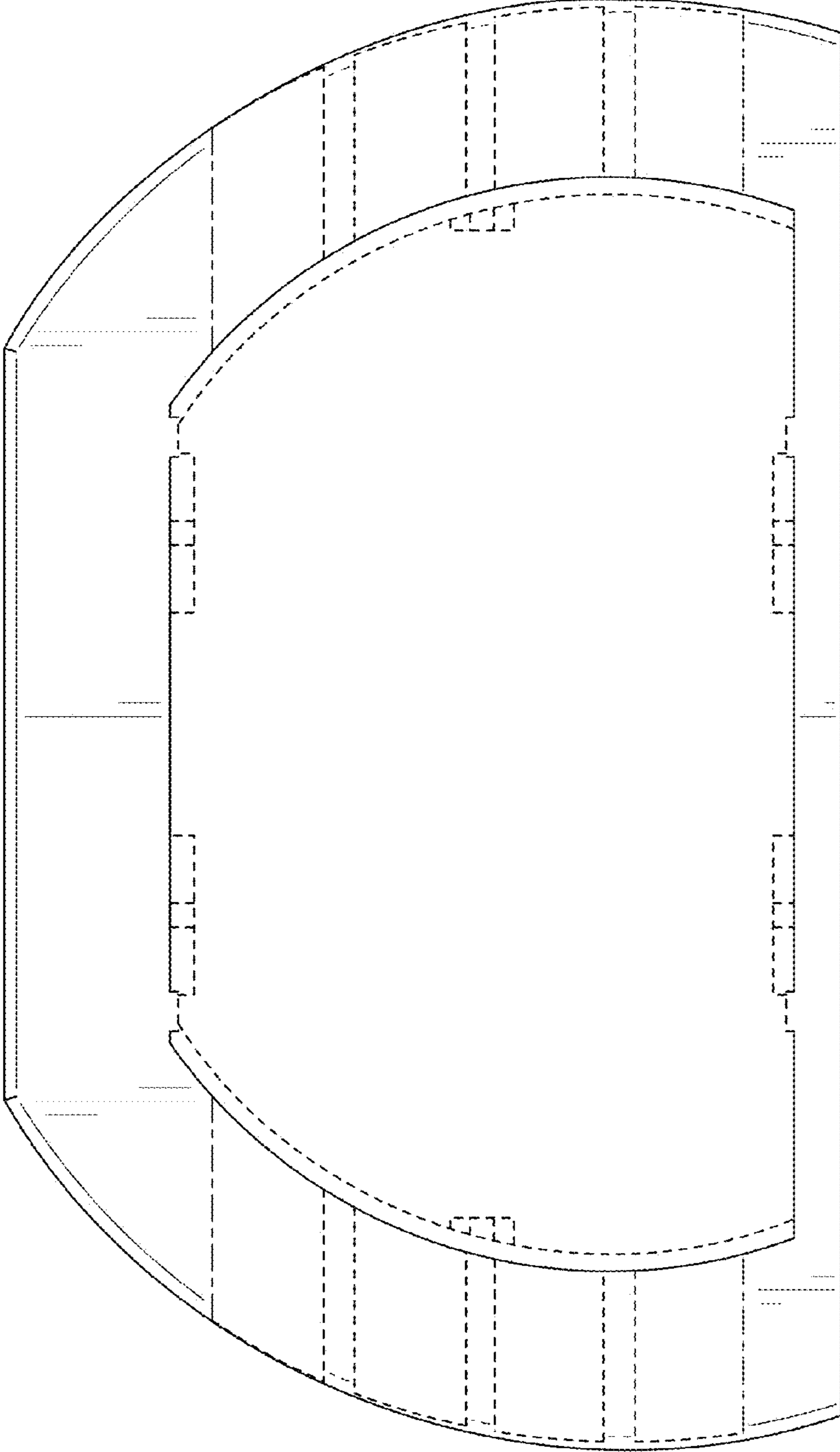


FIG. 13

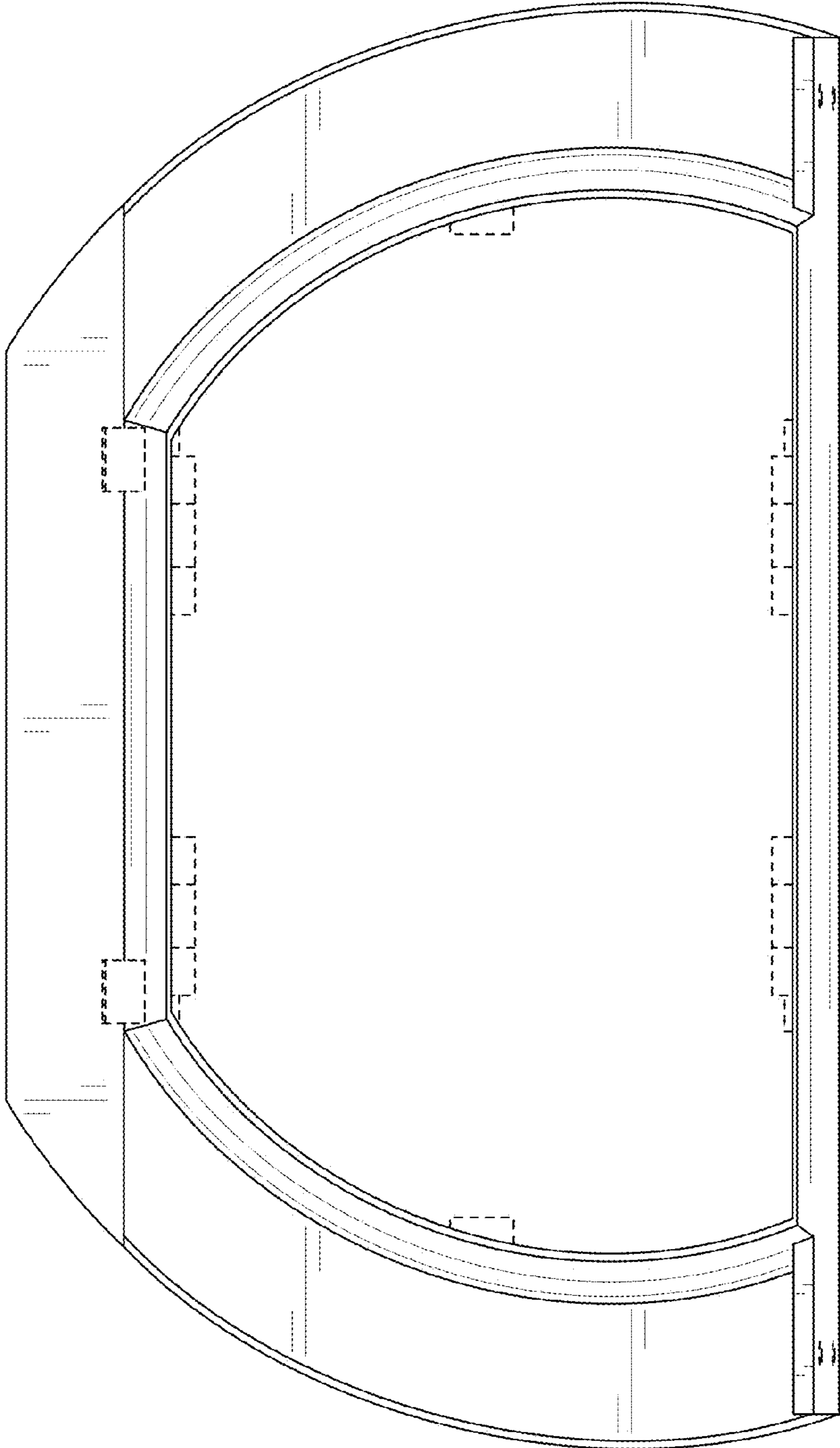


FIG. 14