



US00D725222S

(12) **United States Design Patent**
Heidkamp

(10) **Patent No.:** **US D725,222 S**
(45) **Date of Patent:** **** Mar. 24, 2015**

(54) **FRONT SIGHT PICATINNY TRI-RAIL**

(56) **References Cited**

(71) Applicant: **Bret Heidkamp**, Bozeman, MT (US)

U.S. PATENT DOCUMENTS

(72) Inventor: **Bret Heidkamp**, Bozeman, MT (US)

| | | | | |
|--------------|------|---------|-----------------|----------|
| 8,468,733 | B2 * | 6/2013 | Deros | 42/90 |
| 8,695,267 | B2 * | 4/2014 | Houde-Walter | 42/146 |
| 8,763,299 | B2 * | 7/2014 | Clifton et al. | 42/125 |
| 8,783,158 | B2 * | 7/2014 | Kerbrat et al. | 89/168 |
| 8,806,799 | B1 * | 8/2014 | Gordon | 42/130 |
| 8,826,575 | B2 * | 9/2014 | Ufer et al. | 42/1.03 |
| 2012/0167438 | A1 * | 7/2012 | Daniel et al. | 42/90 |
| 2012/0266514 | A1 * | 10/2012 | Michal et al. | 42/90 |
| 2012/0285067 | A1 * | 11/2012 | Kitzen | 42/90 |
| 2013/0219767 | A1 * | 8/2013 | Peterson et al. | 42/113 |
| 2014/0298703 | A1 * | 10/2014 | Gale et al. | 42/71.02 |

(**) Term: **14 Years**

(21) Appl. No.: **29/470,011**

(22) Filed: **Oct. 16, 2013**

(51) **LOC (10) Cl.** **22-01**

(52) **U.S. Cl.**
USPC **D22/109**

(58) **Field of Classification Search**
CPC F41G 1/00; F41G 1/01; F41G 1/02;
F41G 1/06; F41G 1/065; F41G 1/08; F41G
1/10; F41G 1/12; F41G 1/14; F41G 1/30;
F41G 1/32; F41G 1/38; F41G 1/40; F41G
1/42; F41G 1/44; F41G 1/46; F41G 1/383;
F41G 1/387; F41G 1/393; F41G 3/00; F41G
3/005; F41G 3/02; F41G 3/04; F41G 3/06;
F41G 3/14; F41G 11/002; F41G 11/003;
F41G 11/004; F41G 11/005
USPC D22/108-109; 89/111-133; 359/399,
359/823, 744; 42/104, 105, 111-113, 116,
42/120, 124-126, 127-129, 141-148,
42/133-140; 33/227, 229

See application file for complete search history.

* cited by examiner

Primary Examiner — Michael A Pratt

(74) *Attorney, Agent, or Firm* — QuickPatents; Kevin Prince

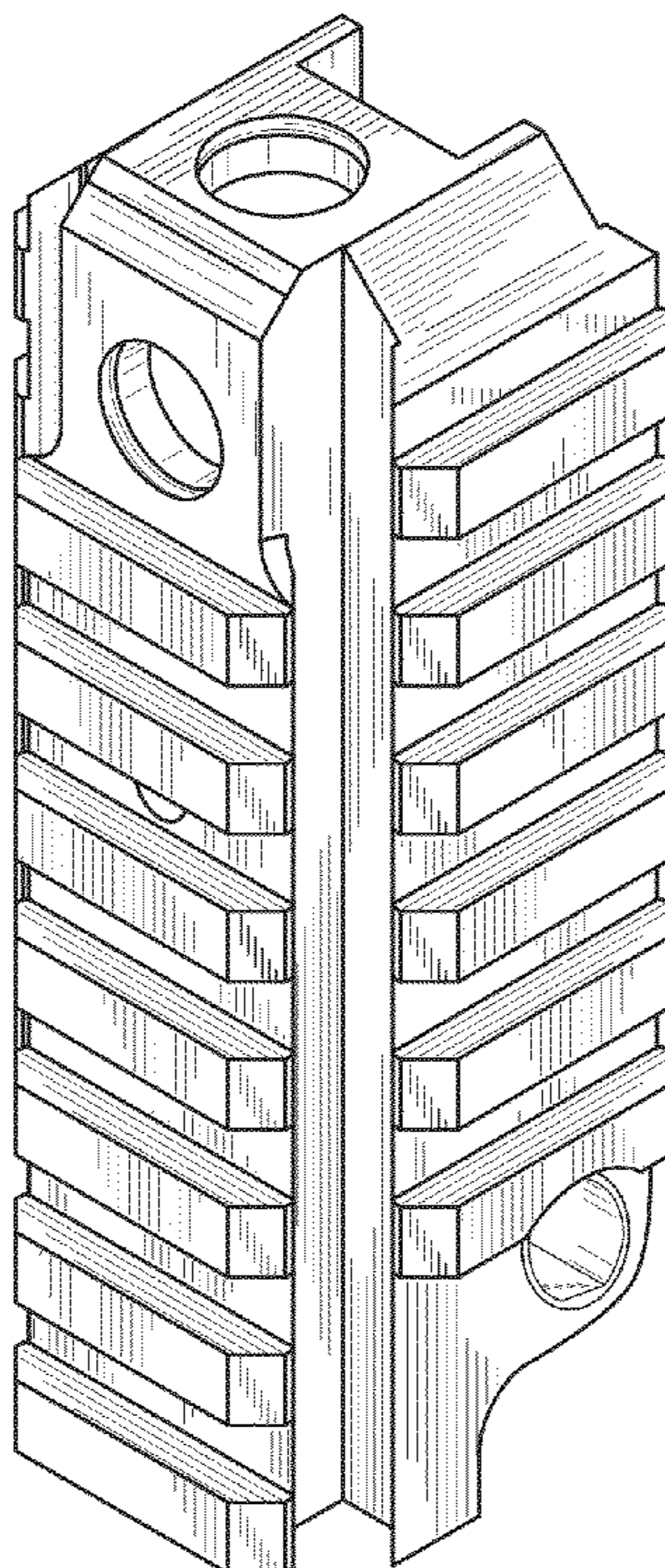
(57) **CLAIM**

I claim the ornamental design for a front sight picatinny tri-rail, as shown and described.

DESCRIPTION

FIG. 1 is a bottom perspective view of a front sight picatinny tri-rail, showing my new design;
FIG. 2 is a top perspective view thereof;
FIG. 3 is a top plan view thereof;
FIG. 4 is a bottom plan view thereof;
FIG. 5 is a right-side elevational view thereof;
FIG. 6 is a left-side elevational view thereof;
FIG. 7 is a front elevational view thereof; and,
FIG. 8 is a rear elevational view thereof.

1 Claim, 4 Drawing Sheets



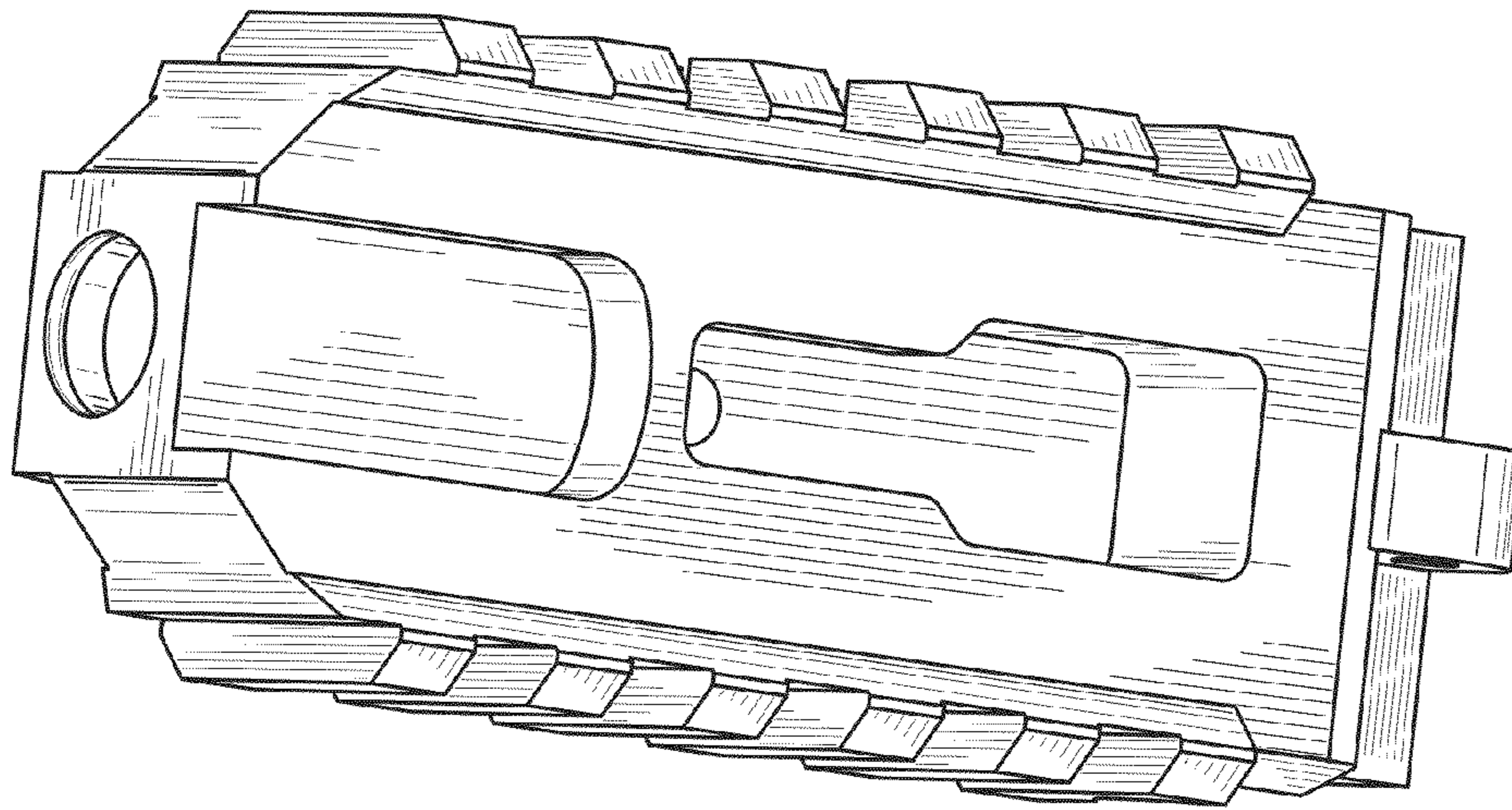


FIG. 2

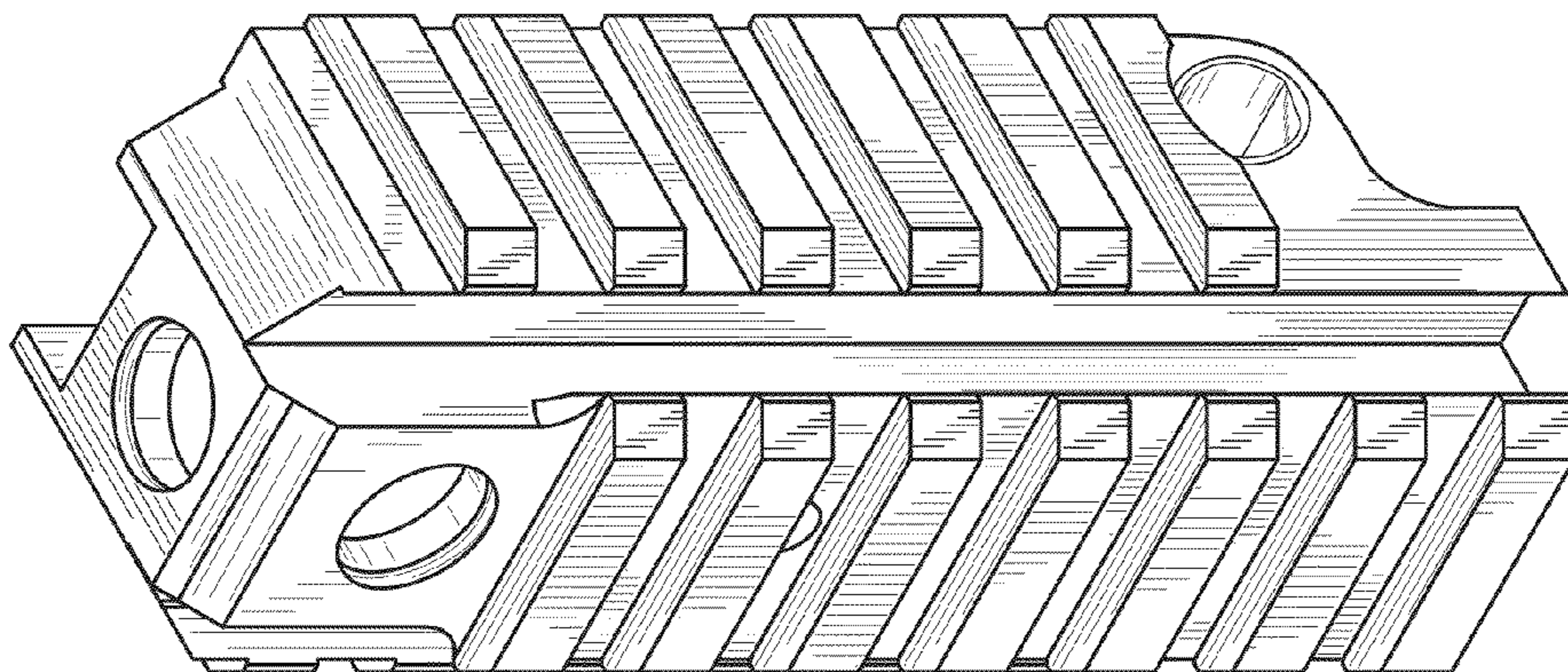


FIG. 1

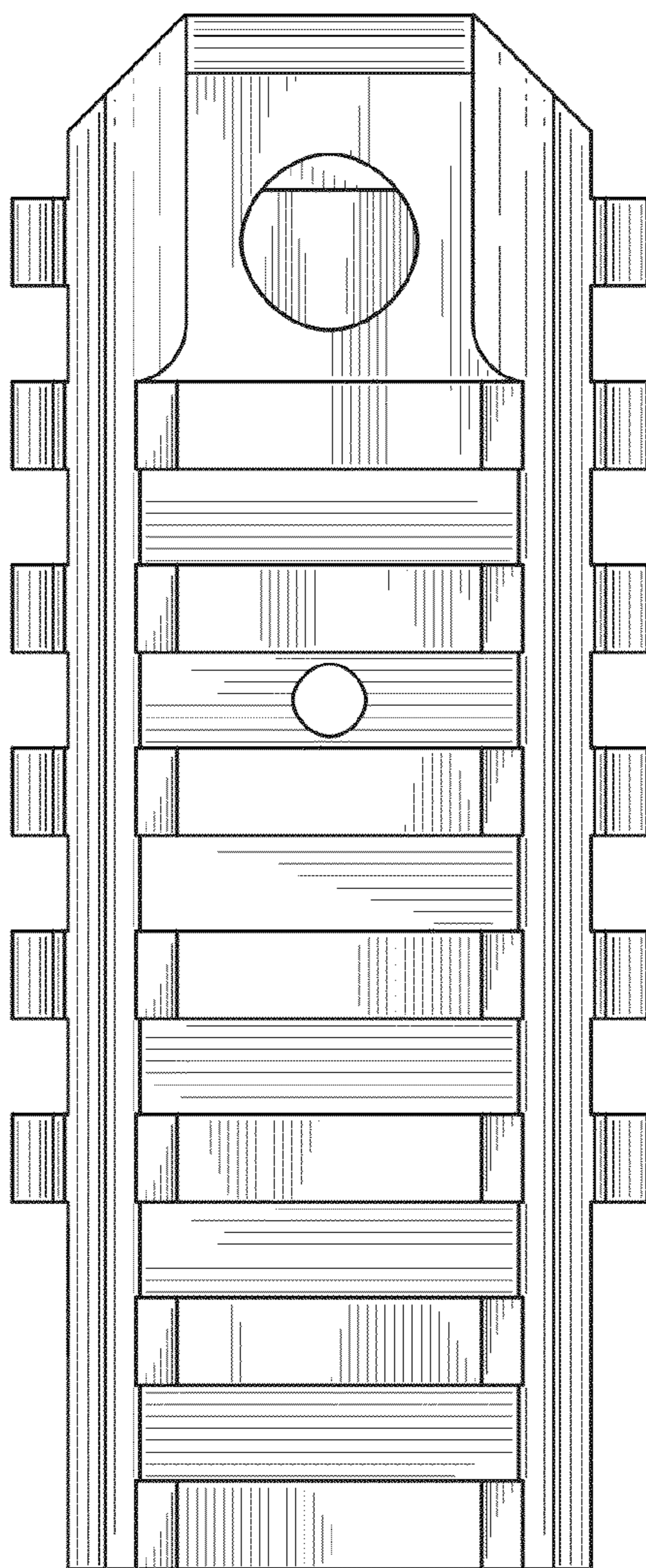


FIG. 3

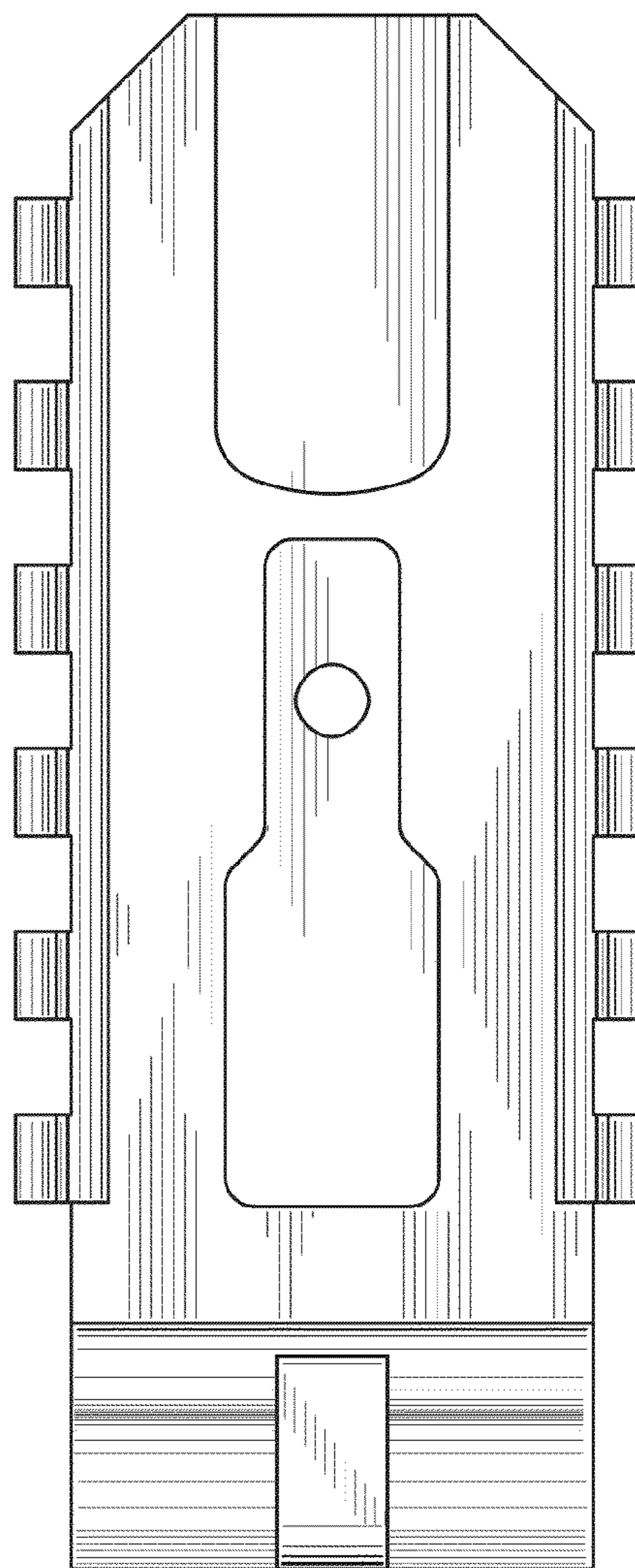


FIG. 4

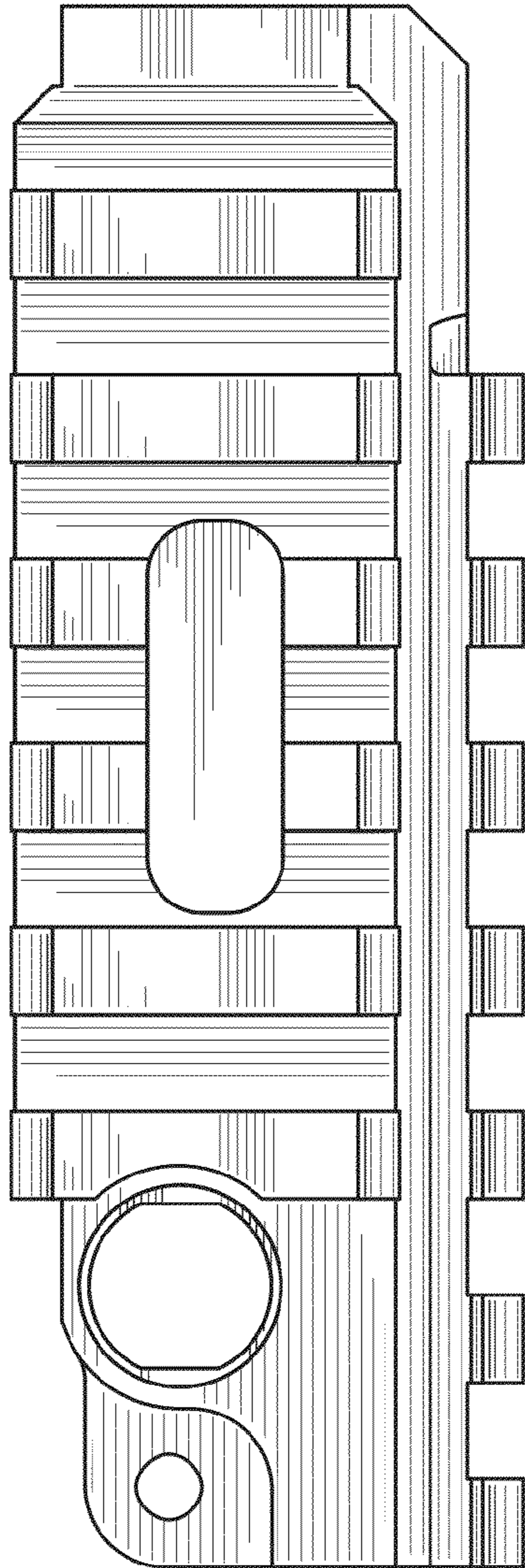


FIG. 5

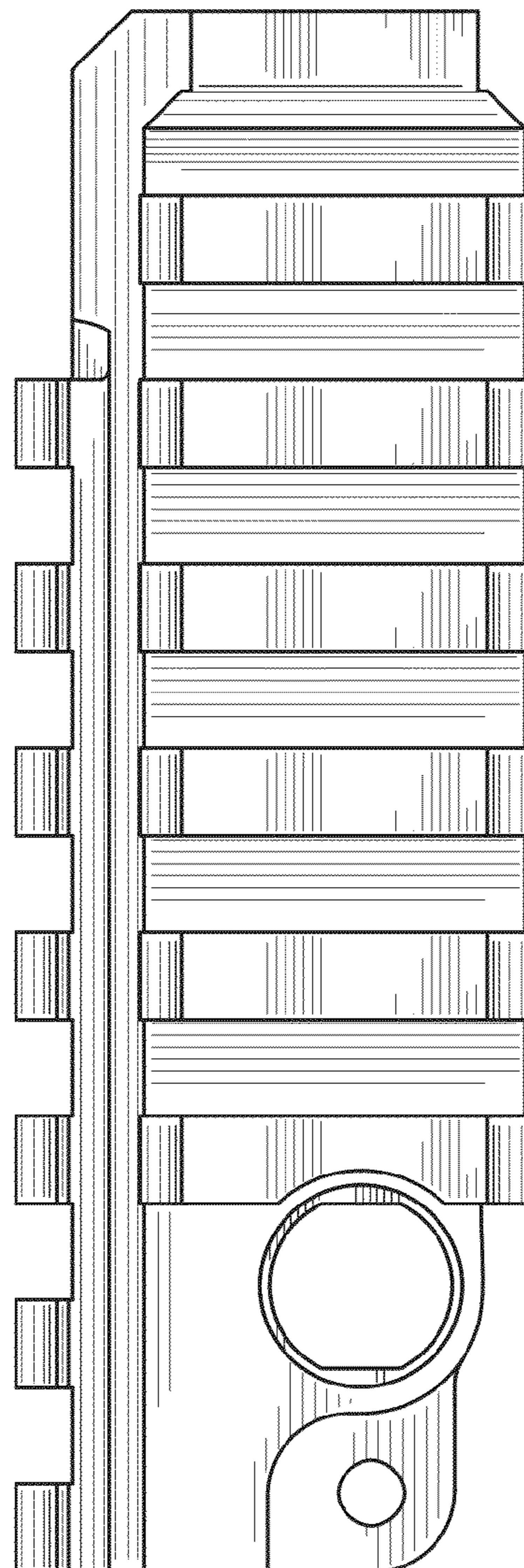


FIG. 6

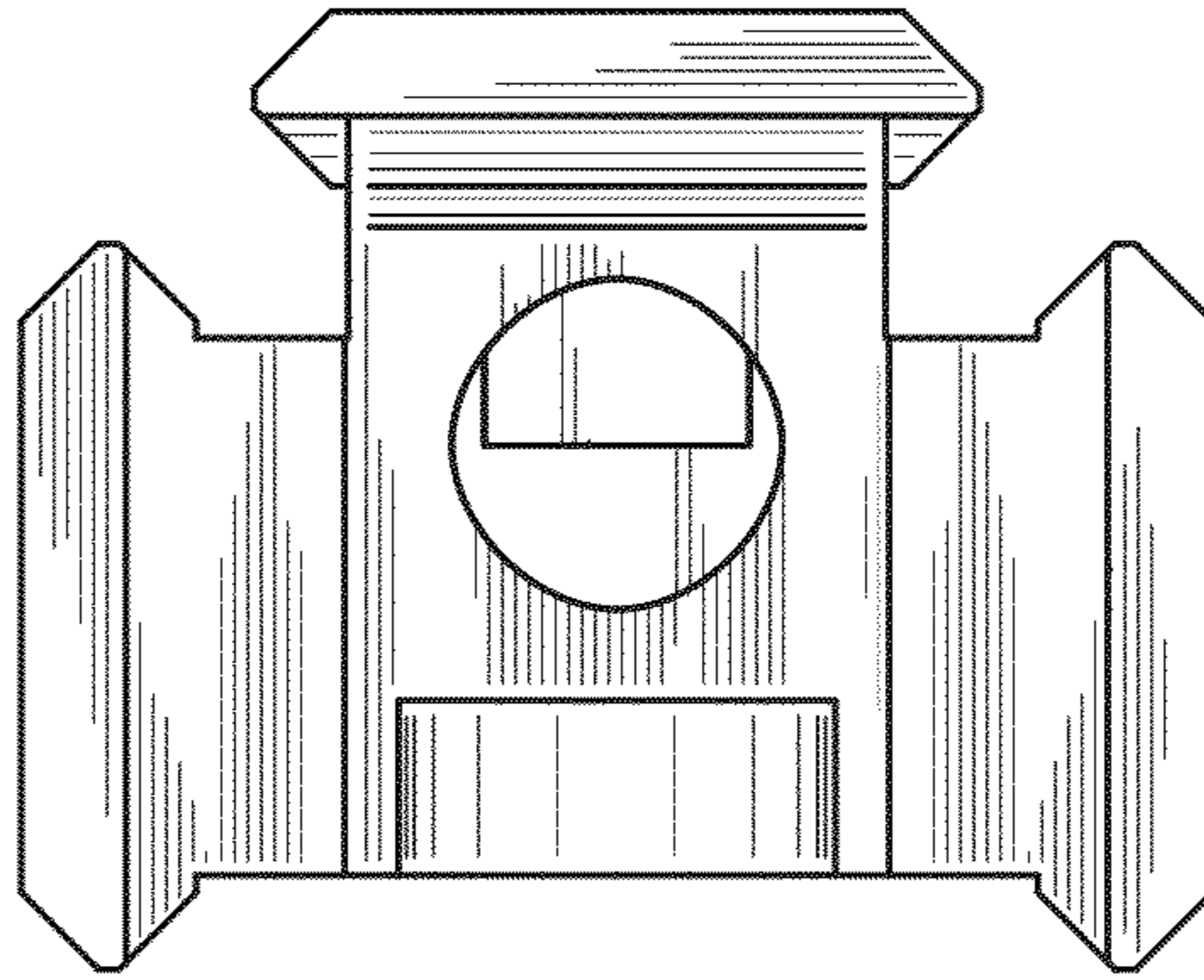


FIG. 7

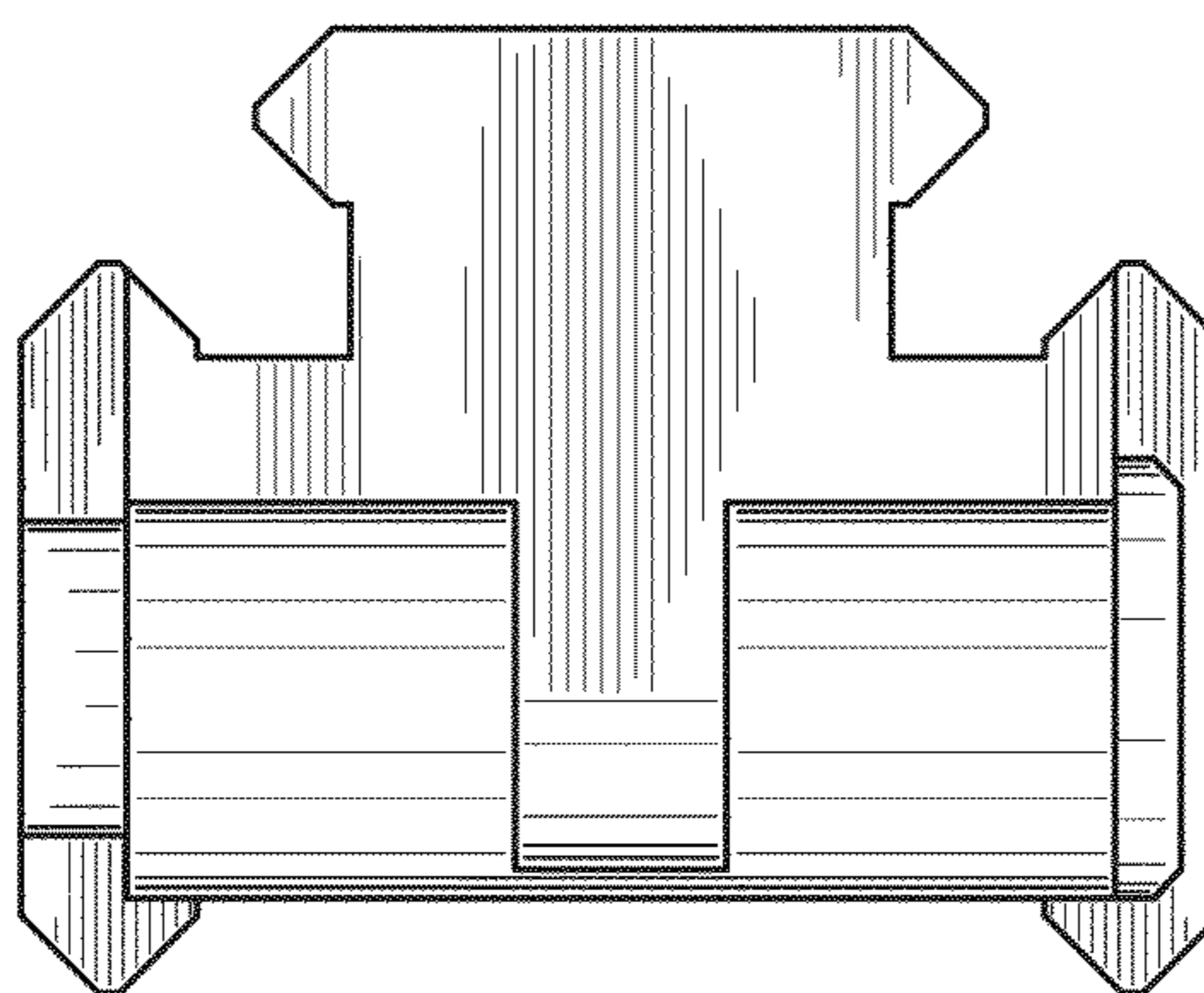


FIG. 8