



US00D725194S

(12) **United States Design Patent**
Hulth et al.

(10) **Patent No.:** **US D725,194 S**
(45) **Date of Patent:** **** Mar. 24, 2015**

(54) **ELECTRONIC SHELF LABELING DEVICE**

(56) **References Cited**

(71) Applicant: **Pricer AB**, Sollentuna (SE)
(72) Inventors: **Nils Hulth**, Uppsala (SE); **Björn Nilsson**, Uppsala (SE); **Jörgen Jubro**, Bälinge (SE)

(73) Assignee: **Pricer AB**, Sollentuna (SE)

(**) Term: **14 Years**

(21) Appl. No.: **29/441,078**

(22) Filed: **Dec. 31, 2012**

(30) **Foreign Application Priority Data**

Jul. 6, 2012 (EM) 002069708-0005

(51) **LOC (10) Cl.** **20-03**

(52) **U.S. Cl.**
USPC **D20/10; D20/42**

(58) **Field of Classification Search**
CPC G09F 3/16; G09F 3/20; G09F 3/204;
G09F 3/208; G02B 6/0008; F21V 33/00
USPC D20/10, 18, 19, 22-28, 41-43, 99;
40/124.05, 299.01, 300-302, 325, 446,
40/538, 541, 584, 591, 605, 611.9, 612,
40/615, 617, 647, 651, 654, 655, 658;
D10/109.1, 106.9, 106.92, 113.4;
D18/4.4; D30/155; D34/27; 362/253,
362/812

See application file for complete search history.

U.S. PATENT DOCUMENTS

4,939,861	A *	7/1990	Soubliere	40/651
5,461,809	A *	10/1995	Fowler et al.	40/655
5,473,832	A *	12/1995	Briechle et al.	40/124.05
6,622,410	B2 *	9/2003	Wilkes et al.	40/654
D487,483	S *	3/2004	Chen	D20/19
D528,146	S *	9/2006	Fitch	D18/4.4
D552,322	S *	10/2007	Perrier et al.	D34/27
D574,438	S *	8/2008	Mori	D20/22
D607,059	S *	12/2009	Chida	D20/43
D660,360	S *	5/2012	Richter	D20/10
8,443,854	B2 *	5/2013	Long	150/147
2006/0076094	A1 *	4/2006	Kaminski	150/147
2009/0290350	A1 *	11/2009	Zhao et al.	362/253
2011/0239509	A1 *	10/2011	Horikiri	40/661.08

* cited by examiner

Primary Examiner — Mary Ann Calabrese

(74) *Attorney, Agent, or Firm* — Buchanan Ingersoll & Rooney PC

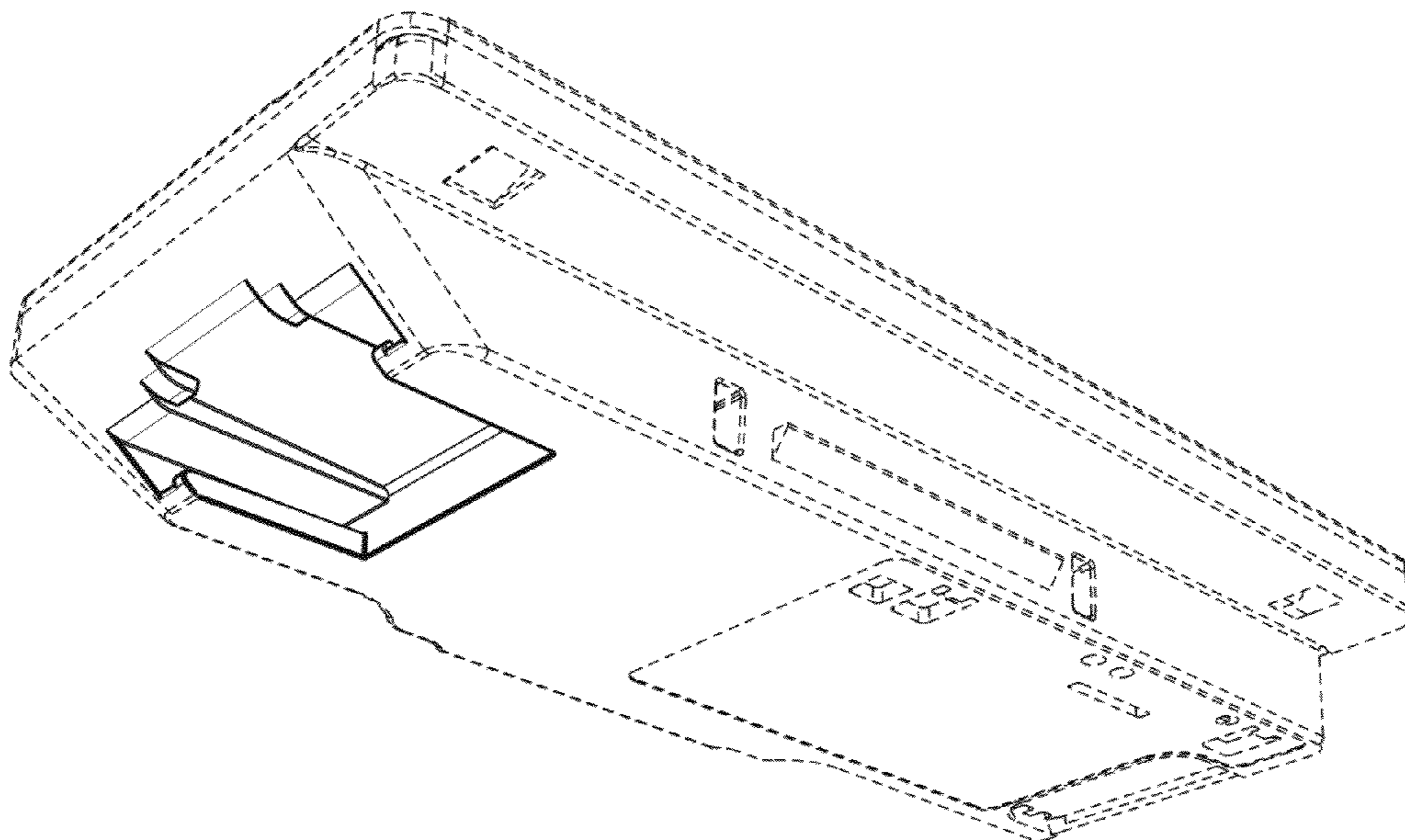
(57) **CLAIM**

The ornamental design for an electronic shelf labeling device, as shown and described.

DESCRIPTION

FIG. 1 is a bottom, right perspective view of an electronic shelf labeling device according to our new design. FIG. 2 is a bottom, left perspective view thereof. FIG. 3 is a bottom plan view thereof; and, FIG. 4 is an enlarged front elevational view thereof. In the drawings, the broken lines show unclaimed subject matter that forms no part of the claimed design.

1 Claim, 4 Drawing Sheets



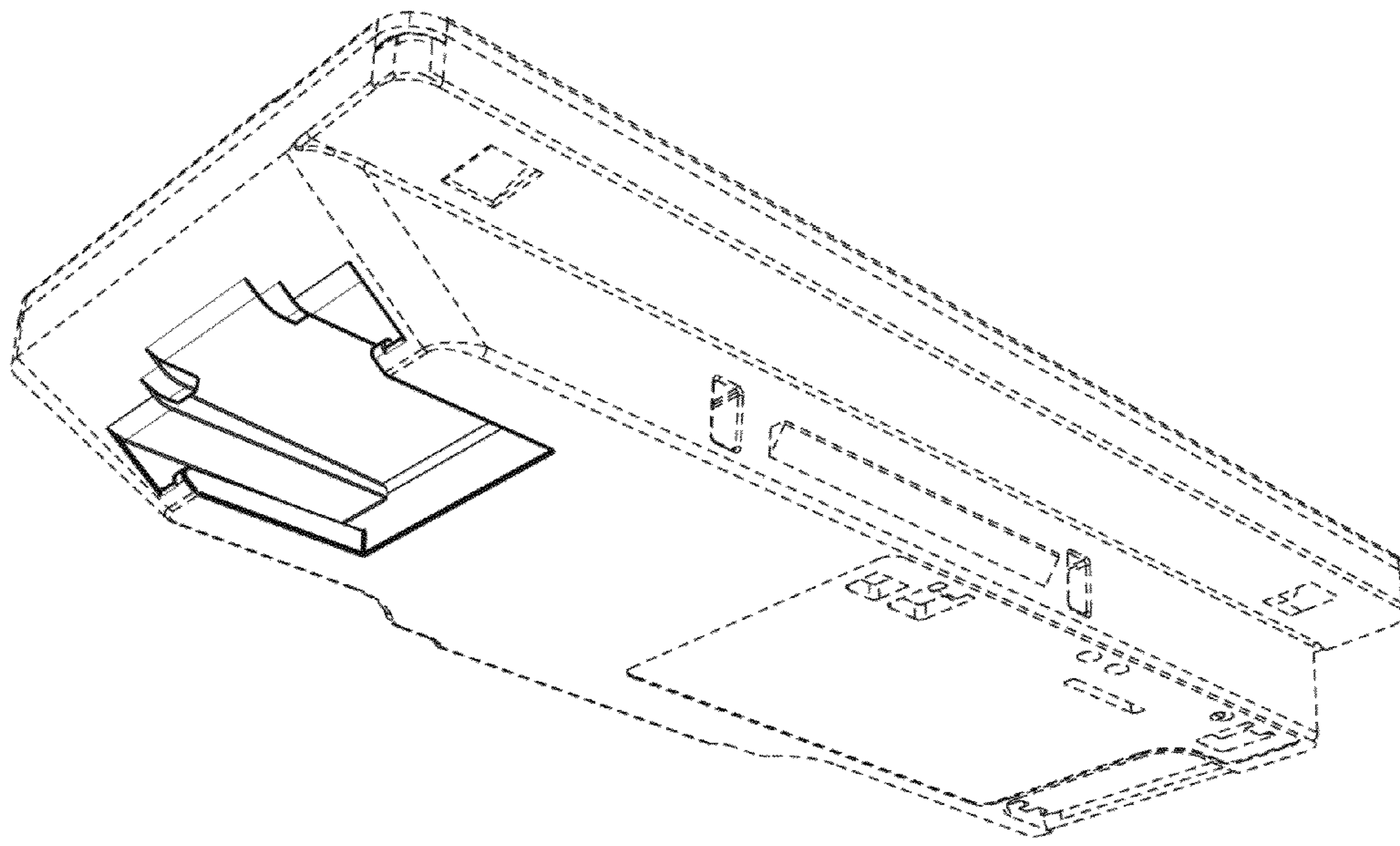


FIG. 1

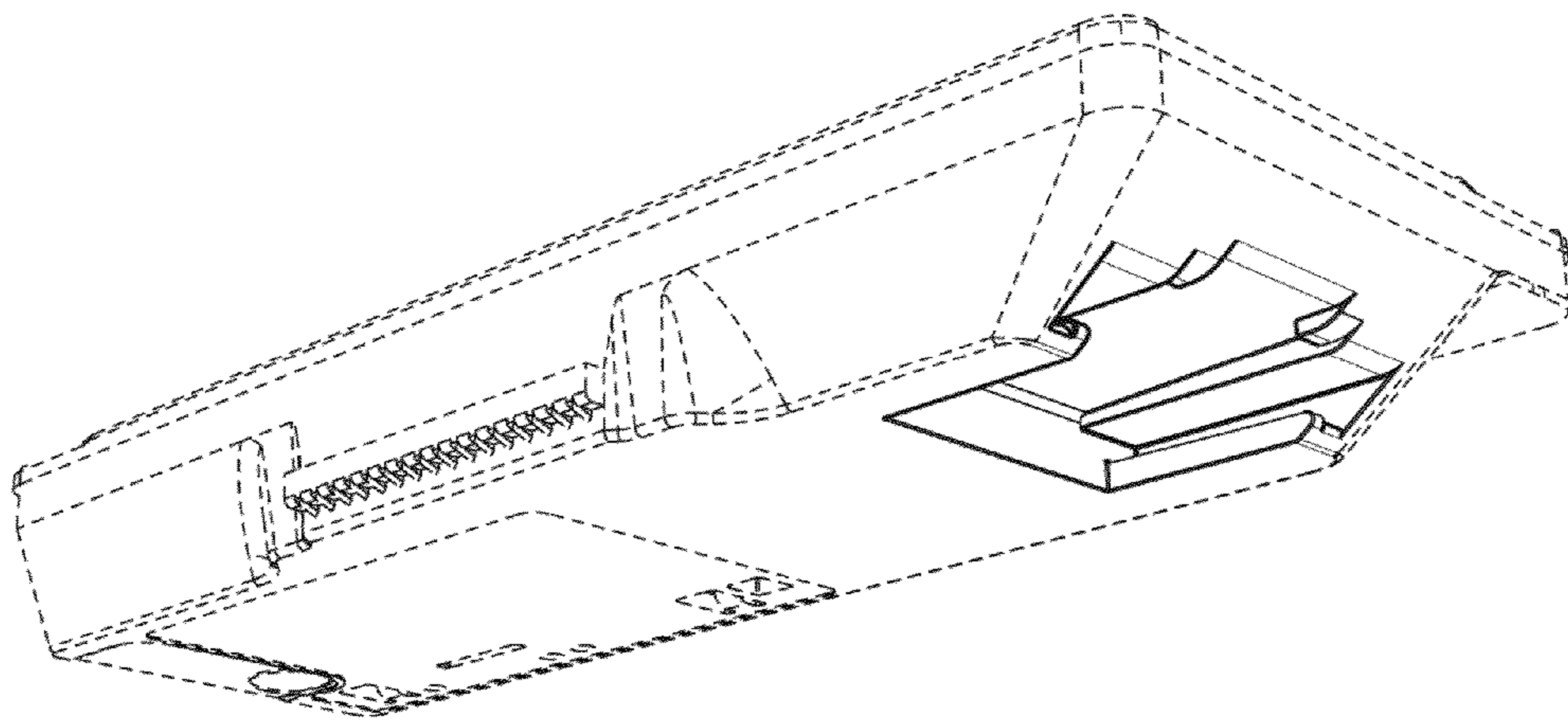


FIG. 2

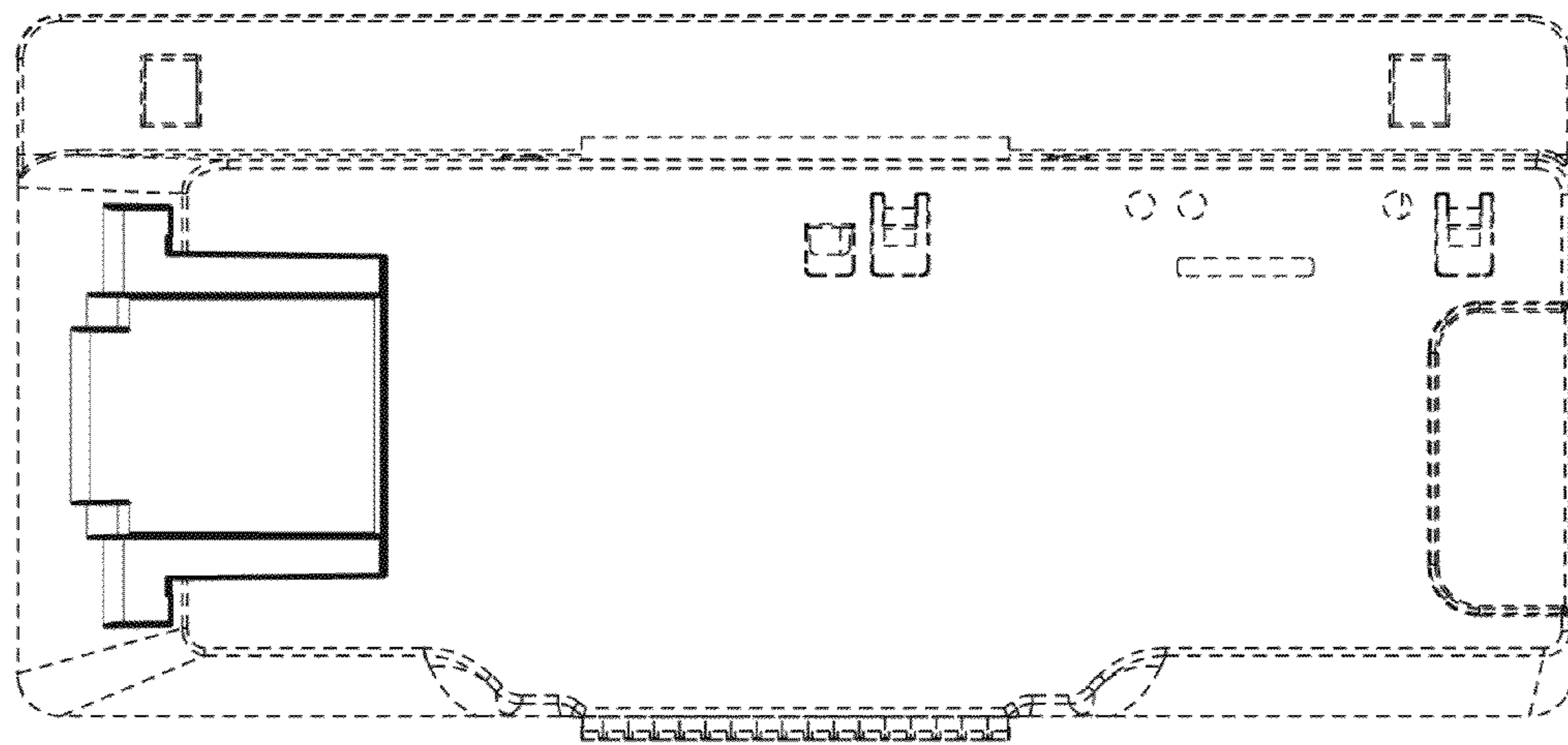


FIG. 3

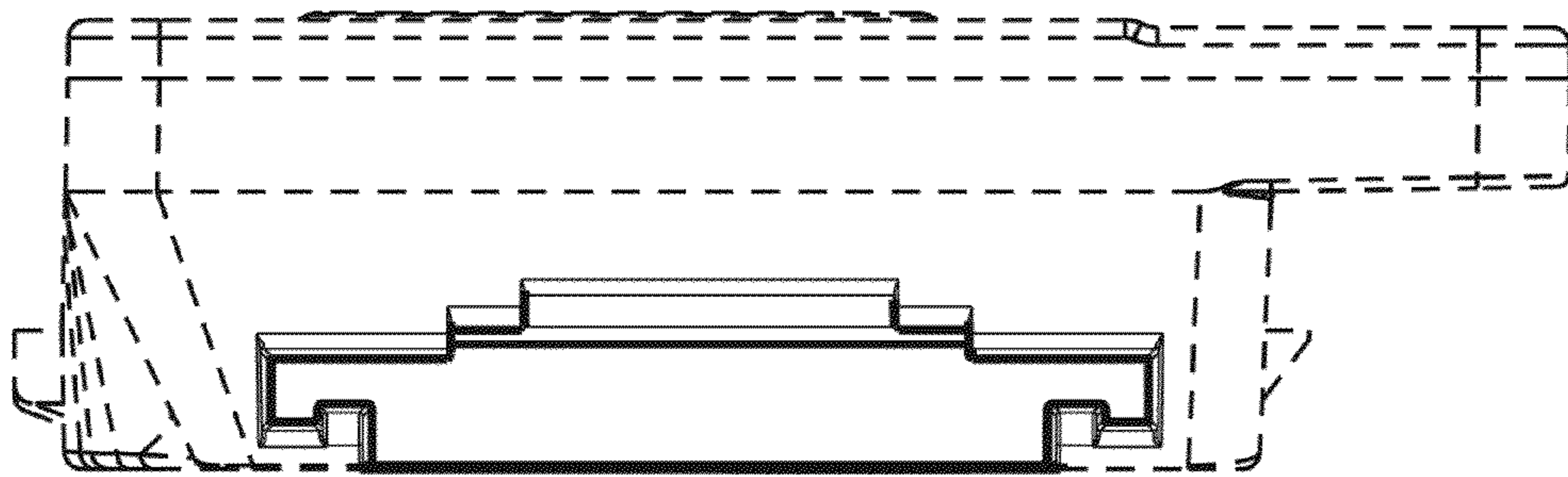


FIG. 4