



US00D725186S

(12) **United States Design Patent**  
**Worthington et al.**

(10) **Patent No.:** **US D725,186 S**  
(45) **Date of Patent:** **\*\* Mar. 24, 2015**

(54) **PAPER PRODUCT**

- (71) Applicant: **Minted Inc.**, San Francisco, CA (US)
- (72) Inventors: **Jody L. Worthington**, San Francisco, CA (US); **Anne E. Clark**, San Francisco, CA (US); **Mariam B. Naficy**, San Francisco, CA (US); **Sean M. McLucas**, San Francisco, CA (US); **Maverick S. Lee**, Richmond Hill, CA (US); **Timothy Chan**, San Francisco, CA (US)
- (73) Assignee: **Minted LLC**, San Francisco, CA (US)
- (\*\*) Term: **14 Years**
- (21) Appl. No.: **29/458,842**
- (22) Filed: **Jun. 24, 2013**

**Related U.S. Application Data**

- (62) Division of application No. 29/410,613, filed on Jan. 10, 2012, now Pat. No. Des. 687,486.
- (51) **LOC (10) Cl.** ..... **19-01**
- (52) **U.S. Cl.**  
USPC ..... **D19/1**
- (58) **Field of Classification Search**  
USPC ..... D19/1-12; 40/124.01-124.15, 661, 40/726, 776, 1.5, 672, 617, 360, 625; 283/70, 72, 105, 56, 80-82, 61, 79, 283/97-98, 62, 117; D20/22, 27, 40; 281/2, 281/10, 12; 428/42.1; 235/380, 435, 382, 235/436, 449, 454, 462.1, 468-469; 229/92.8

See application file for complete search history.

(56) **References Cited**

U.S. PATENT DOCUMENTS

2,360,916 A	10/1944	Von Trott	
D145,528 S *	9/1946	Little .....	D19/8
2,878,607 A	3/1959	Alves	
D396,055 S *	7/1998	Ritchey .....	D19/29
D457,555 S	5/2002	Stephens-D'Angelo et al.	
6,540,260 B1	4/2003	Tan	
D482,723 S *	11/2003	Grier .....	D19/2
D495,736 S	9/2004	Scharf	
D568,780 S	5/2008	Adams	
D580,488 S	11/2008	Estevez	
D610,194 S	2/2010	Herrenbruck	
D626,174 S	10/2010	Ortiz et al.	
D658,230 S *	4/2012	Segal et al. ....	D19/2
D687,486 S *	8/2013	Worthington et al. ....	D19/1

\* cited by examiner

*Primary Examiner* — Caron D Veynar  
*Assistant Examiner* — Abraham Bahta  
(74) *Attorney, Agent, or Firm* — Jones Day



(57) **CLAIM**


The ornamental design for a paper product, as shown and described.

**DESCRIPTION**

FIG. 1 is front plan view of a paper product embodying a first image in accordance with the present invention; and, FIG. 2 is front plan view of another paper product embodying a second image in accordance with the invention. The paper product is flat and has no appreciable thickness. Broken lines in the figures are for illustrative purposes only and form no part of the claimed design.

**1 Claim, 2 Drawing Sheets**





*Fig. 1*

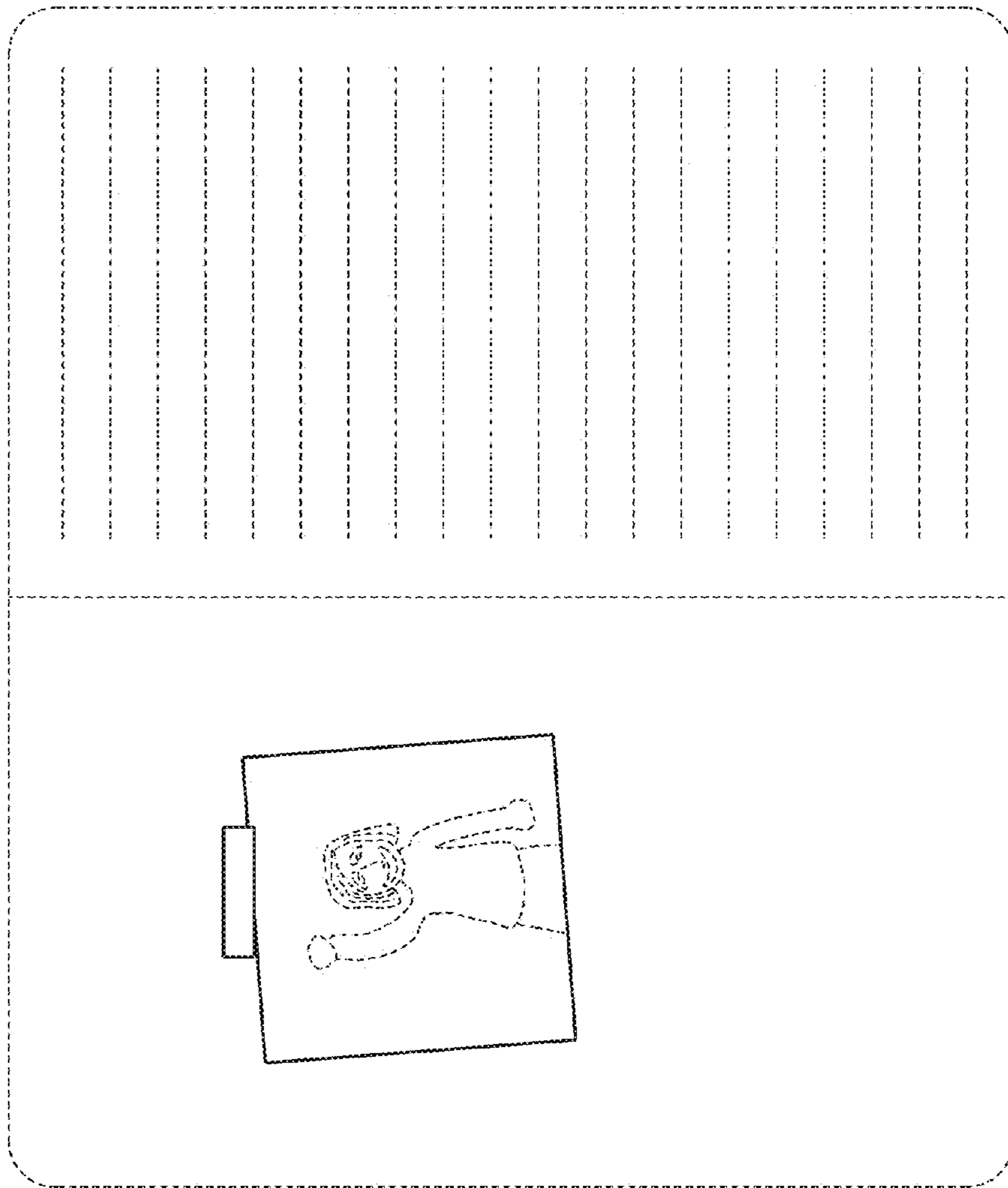


Fig. 2