



US00D725102S

(12) **United States Design Patent**
Lee et al.

(10) **Patent No.:** **US D725,102 S**
(45) **Date of Patent:** **** Mar. 24, 2015**

(54) **HEAD MOUNTED DISPLAY DEVICE**

(71) Applicant: **LG Electronics Inc.**, Seoul (KR)

(72) Inventors: **Hophil Lee**, Seoul (KR); **Junseop Lee**,
Seoul (KR); **Seungbeom Park**, Seoul
(KR)

(73) Assignee: **LG Electronics Inc.**, Seoul (KR)

(**) Term: **14 Years**

(21) Appl. No.: **29/503,516**

(22) Filed: **Sep. 26, 2014**

(30) **Foreign Application Priority Data**

Mar. 27, 2014 (KR) 30-2014-0015428

(51) **LOC (10) Cl.** **14-02**

(52) **U.S. Cl.**
USPC **D14/372**

(58) **Field of Classification Search**

CPC G02B 27/017; G02B 27/0158; G02B
27/0161; G02B 27/0181; G02B 27/0185;
G02B 27/0189

USPC D14/372, 496, 432, 371, 125, 126, 129,
D14/299; D16/300-342; 351/158, 153, 144;
345/7-9, 905; 455/344; 348/115, 53,
348/121, 739

See application file for complete search history.

(56) **References Cited**

U.S. PATENT DOCUMENTS

D659,137 S * 5/2012 Matsumoto D14/372
D659,739 S * 5/2012 Olsson et al. D16/300
D659,741 S * 5/2012 Heinrich et al. D16/309
D660,341 S * 5/2012 Olsson et al. D16/300
D662,964 S * 7/2012 Olsson et al. D16/300
D664,184 S * 7/2012 Olsson et al. D16/309

D664,185 S * 7/2012 Heinrich et al. D16/309
D664,586 S * 7/2012 Olsson D16/300
D666,237 S * 8/2012 Olsson et al. D16/309
D669,066 S * 10/2012 Olsson et al. D14/309
D671,589 S * 11/2012 Olsson D16/300
D680,152 S * 4/2013 Olsson et al. D16/309
D688,727 S * 8/2013 Olsson D16/300
D692,424 S * 10/2013 Pombo et al. D14/372
D697,962 S * 1/2014 Olsson D16/300
D703,724 S * 4/2014 Olsson D16/300
D708,181 S * 7/2014 Olsson et al. D14/372
D711,375 S * 8/2014 Lee et al. D14/372
D711,376 S * 8/2014 Lee et al. D14/372
D715,295 S * 10/2014 Lee et al. D14/372
D716,299 S * 10/2014 Olsson et al. D14/372

* cited by examiner

Primary Examiner — Austin Murphy

(74) *Attorney, Agent, or Firm* — Birch, Stewart, Kolasch &
Birch, LLP

(57) **CLAIM**

The ornamental design for a head mounted display device, as
shown and described.

DESCRIPTION

FIG. 1 is a perspective view of a head mounted display device
showing our new design;
FIG. 2 is a front view thereof;
FIG. 3 is a rear view thereof;
FIG. 4 is a left side view thereof;
FIG. 5 is a right side view thereof;
FIG. 6 is a top plan view thereof;
FIG. 7 is a bottom plan view thereof;
FIG. 8 is a side view thereof, showing the article in a position
of use; and,
FIG. 9 is a top plan view thereof; but with a portion of the
article shown as transparent.
The broken lines show unclaimed subject matter only and
form no part of the claimed design.

1 Claim, 7 Drawing Sheets

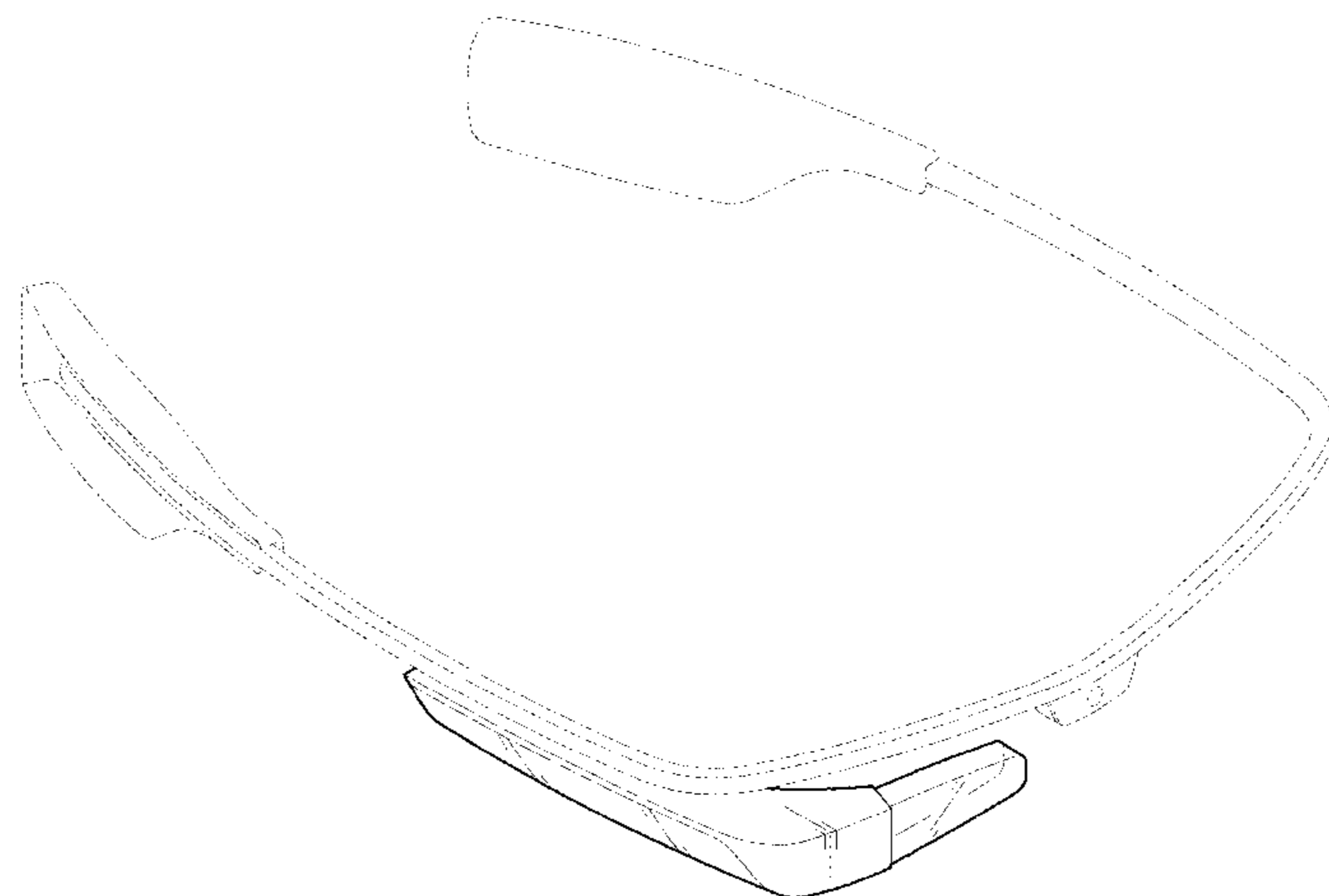


FIG. 1

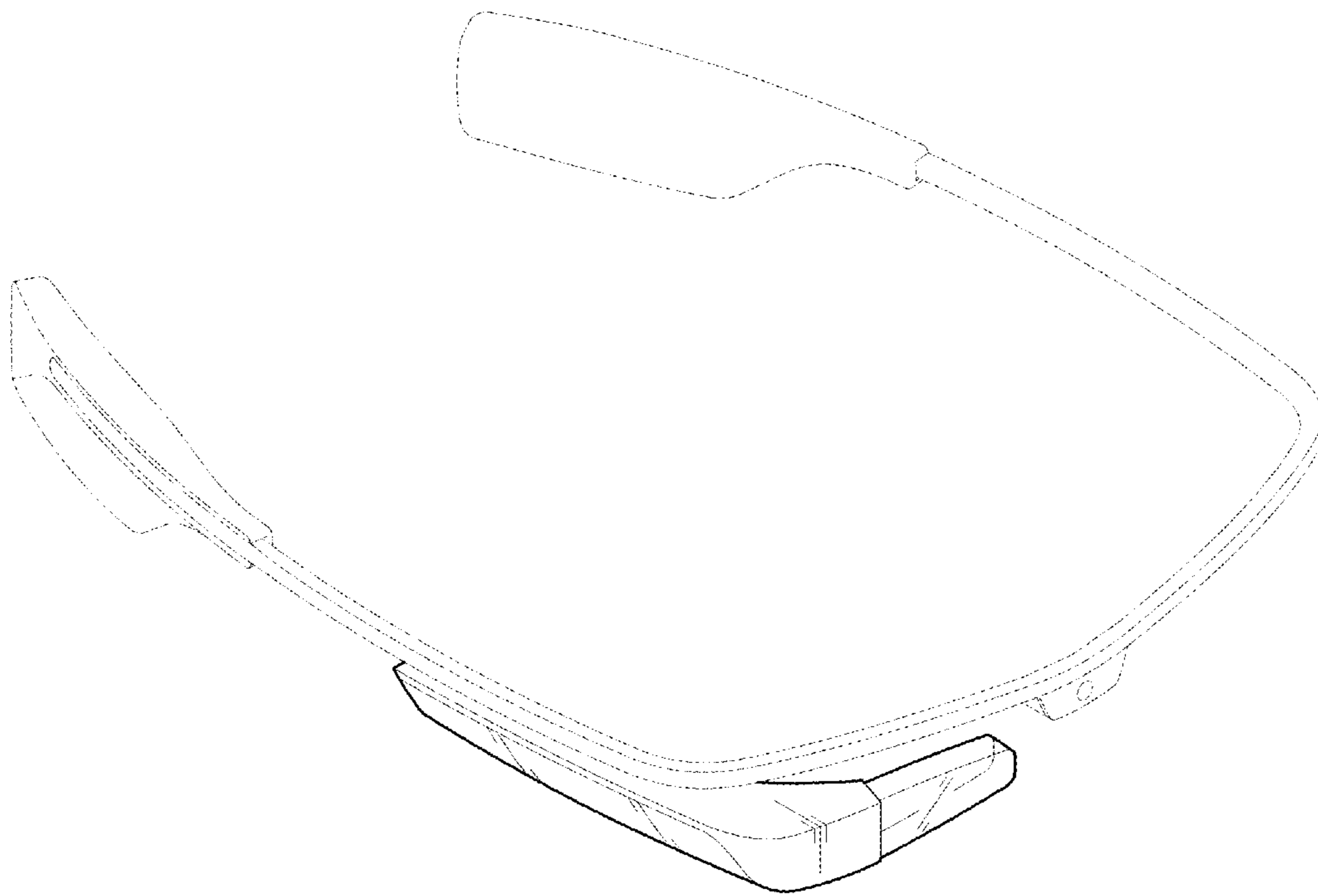


FIG. 2

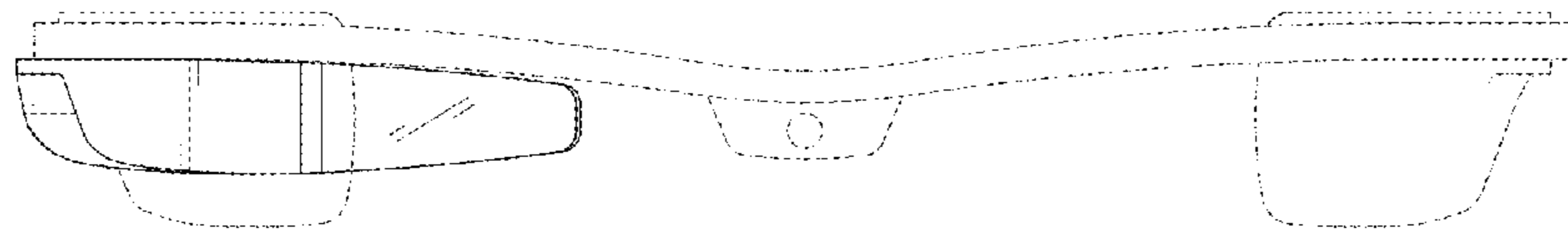


FIG. 3

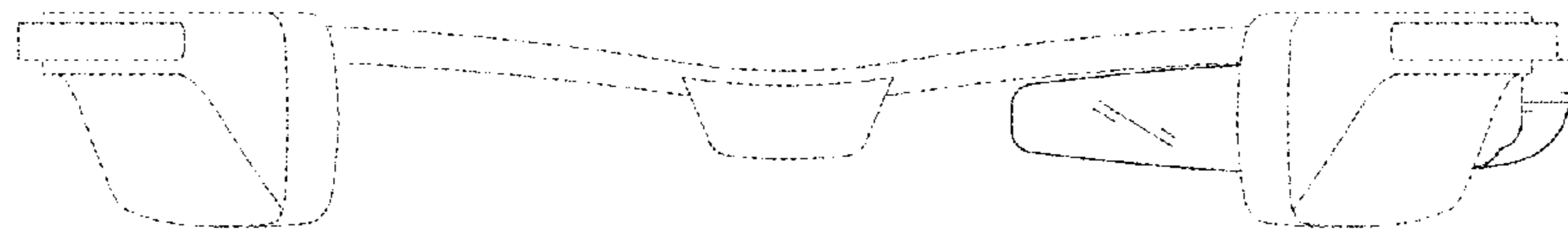


FIG. 4




FIG. 5




FIG. 6

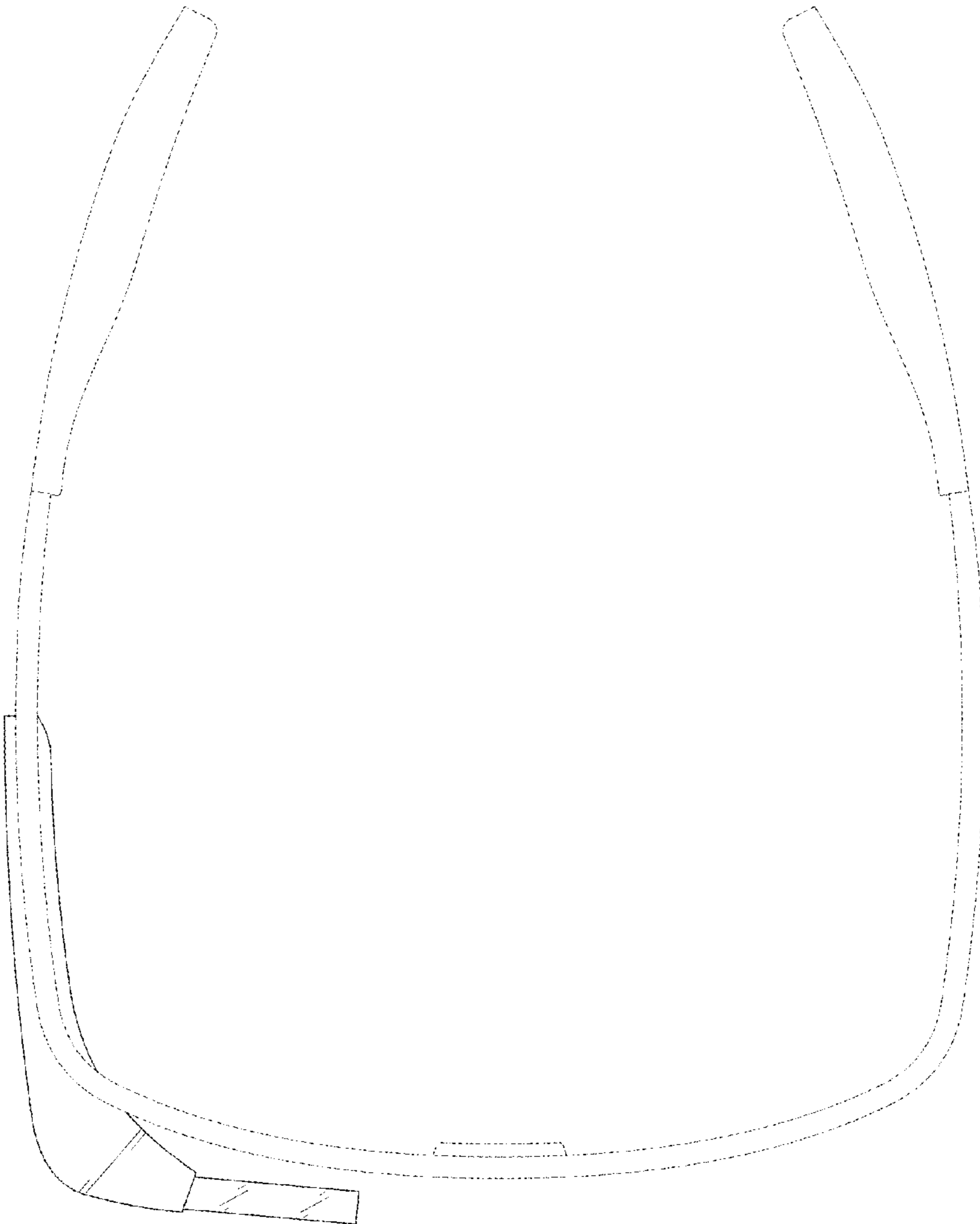


FIG. 7




FIG. 8

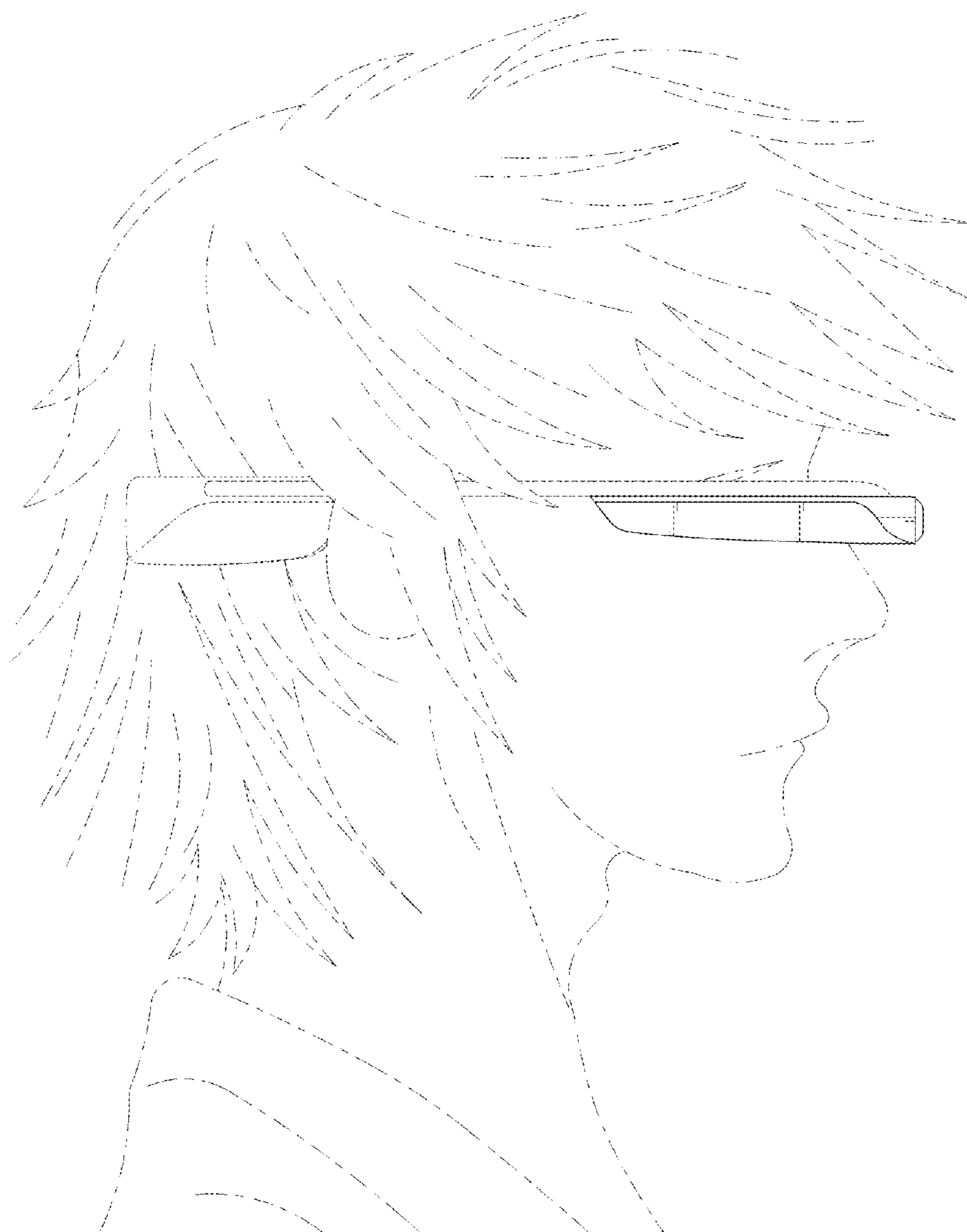


FIG. 9

