



US00D725100S

(12) **United States Design Patent**  
**Sugihara et al.**

(10) **Patent No.:** **US D725,100 S**  
(45) **Date of Patent:** **\*\* Mar. 24, 2015**

- (54) **FLEXIBLE TUBE OF A HEAD-MOUNT DISPLAY**
- (71) Applicant: **Olympus Corporation**, Tokyo (JP)
- (72) Inventors: **Ryohei Sugihara**, Tokyo (JP); **Seiji Tatsuta**, Tokyo (JP); **Teruo Tomita**, Tokyo (JP)
- (73) Assignee: **Olympus Corporation**, Tokyo (JP)
- (\*\*) Term: **14 Years**
- (21) Appl. No.: **29/450,760**
- (22) Filed: **Mar. 22, 2013**
- (51) **LOC (10) Cl.** ..... **14-02**
- (52) **U.S. Cl.**  
USPC ..... **D14/372**
- (58) **Field of Classification Search**  
CPC ..... G02B 27/017; G02B 27/0158; G02B 27/0161; G02B 27/0181; G02B 27/0185; G02B 27/0189  
USPC ..... D14/372, 496, 432, 371, 125, 126, 129, D14/299; D16/300-342; 351/158, 153, 144; 345/7-9, 905; 455/344; 348/115, 53, 348/121, 739  
See application file for complete search history.

- D713,406 S \* 9/2014 Pombo et al. .... D14/372
- D717,797 S \* 11/2014 Olsson ..... D14/372
- D718,304 S \* 11/2014 Heinrich ..... D14/372
- D718,306 S \* 11/2014 Mehin et al. .... D14/372
- D719,154 S \* 12/2014 Lee et al. .... D14/372
- D719,155 S \* 12/2014 Lee et al. .... D14/372
- D719,156 S \* 12/2014 Lee et al. .... D14/372

**FOREIGN PATENT DOCUMENTS**

- JP 1418487 S 7/2011
- JP 1418488 S 7/2011
- JP 1418490 S 7/2011
- JP 1418494 S 7/2011
- JP 1470226 S 5/2013
- JP 1474521 S 7/2013
- JP 1474522 S 7/2013

\* cited by examiner

*Primary Examiner* — Austin Murphy

(74) *Attorney, Agent, or Firm* — Scully, Scott, Murphy & Presser, PC

(57) **CLAIM**

The ornamental design for a flexible tube of a head-mount display, as shown and described.

**DESCRIPTION**

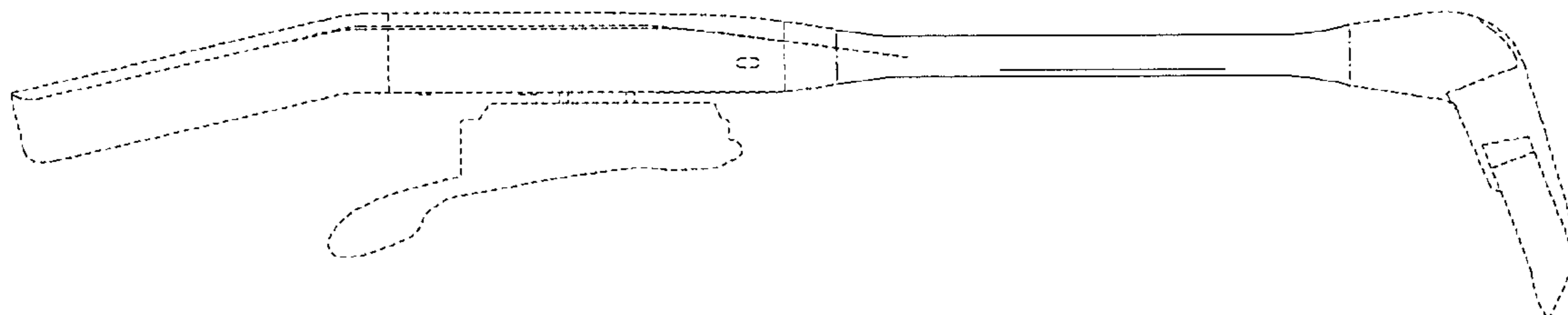
FIG. 1 is a perspective view of a flexible tube of a head-mount display showing our new design;  
 FIG. 2 is a front view thereof;  
 FIG. 3 is a bottom view thereof;  
 FIG. 4 is a right side view thereof;  
 FIG. 5 is a left side view thereof;  
 FIG. 6 is a rear view thereof;  
 FIG. 7 is a top view thereof; and,  
 FIG. 8 is a front view thereof in an alternate position.  
 Broken lines show environment and form no part of the claimed design. Dash-dot lines show boundaries and form no part of the claimed design.

**1 Claim, 8 Drawing Sheets**

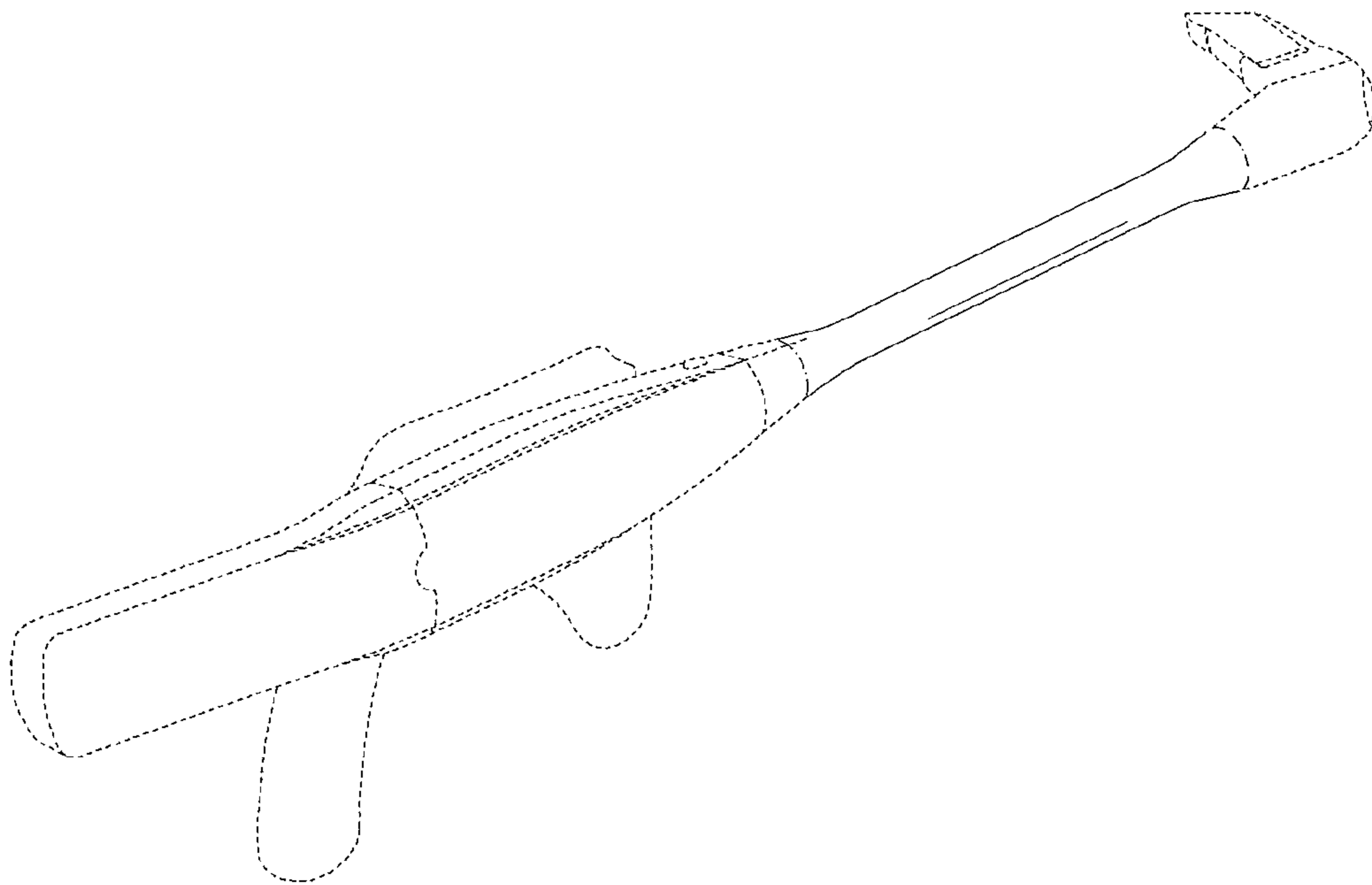
(56) **References Cited**

**U.S. PATENT DOCUMENTS**

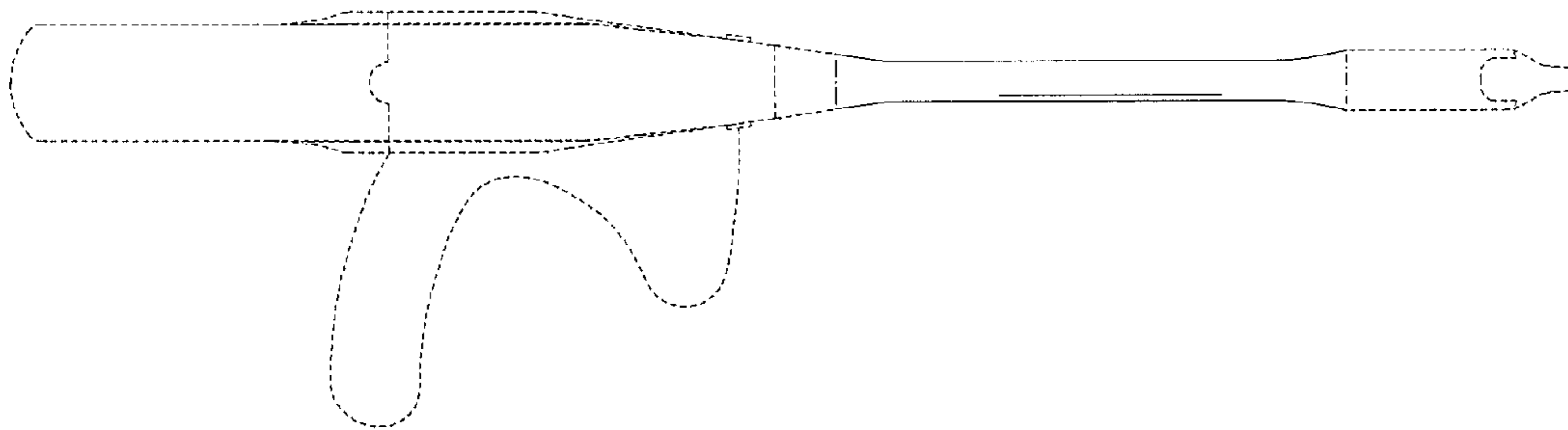
- D429,253 S \* 8/2000 Robertson et al. .... D14/496
- D436,960 S \* 1/2001 Budd et al. .... D14/372
- D512,985 S \* 12/2005 Travers et al. .... D14/206
- D517,066 S \* 3/2006 Travers et al. .... D14/372
- D691,602 S \* 10/2013 Sugihara et al. .... D14/300
- D692,424 S \* 10/2013 Pombo et al. .... D14/372
- D701,506 S \* 3/2014 Pombo ..... D14/372
- D704,705 S \* 5/2014 Mehin et al. .... D14/372
- D710,355 S \* 8/2014 Brandt ..... D14/372



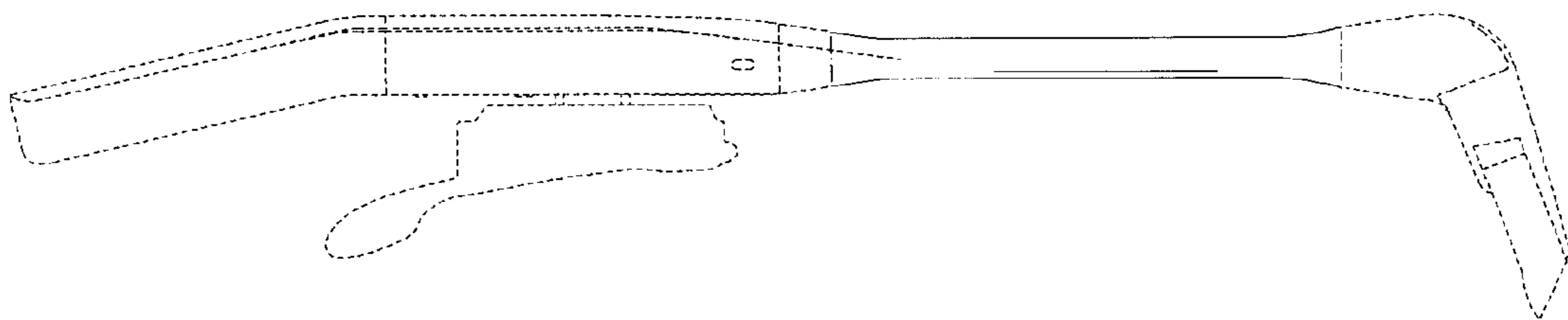
*FIG. 1*



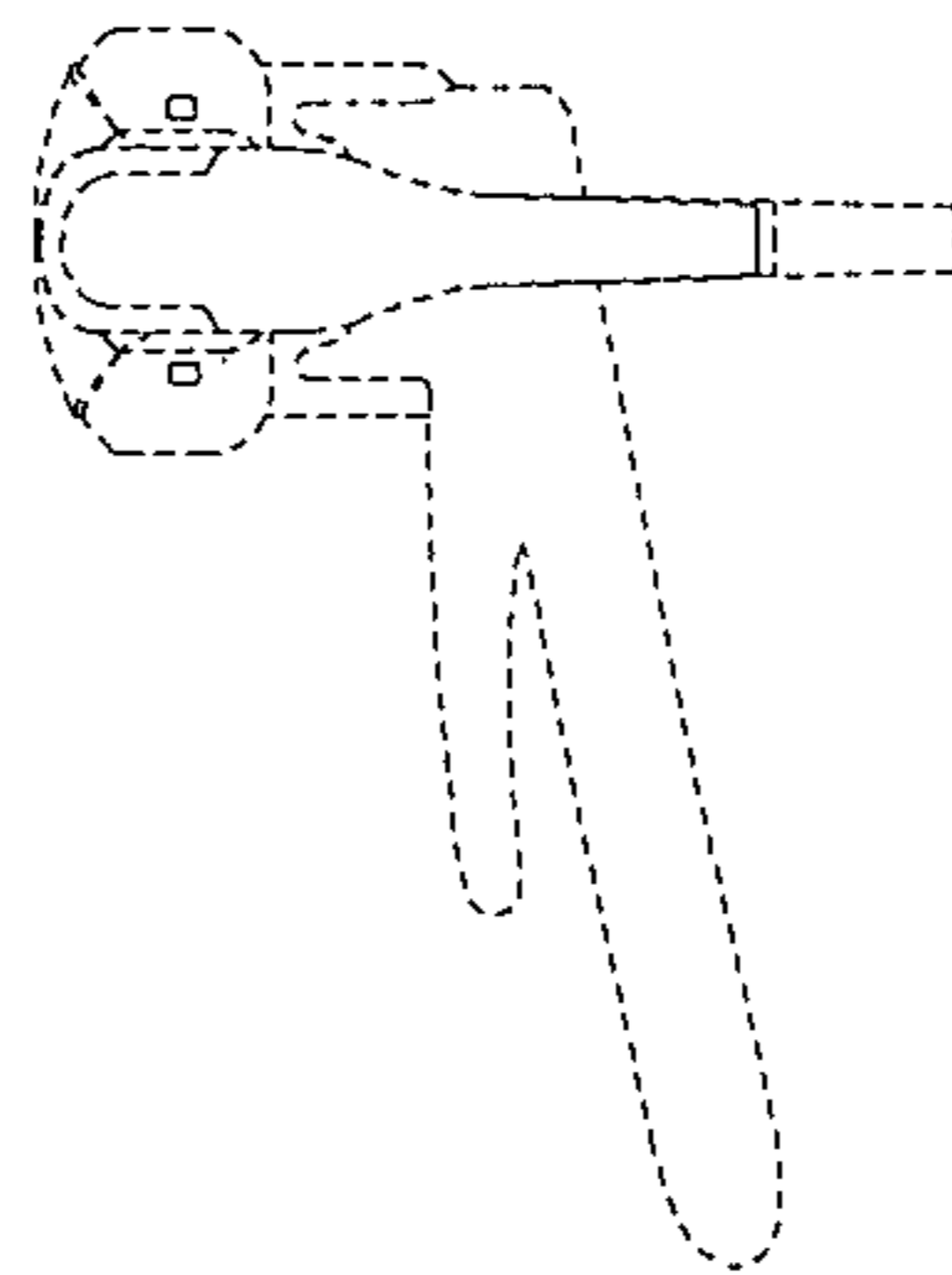
*FIG. 2*



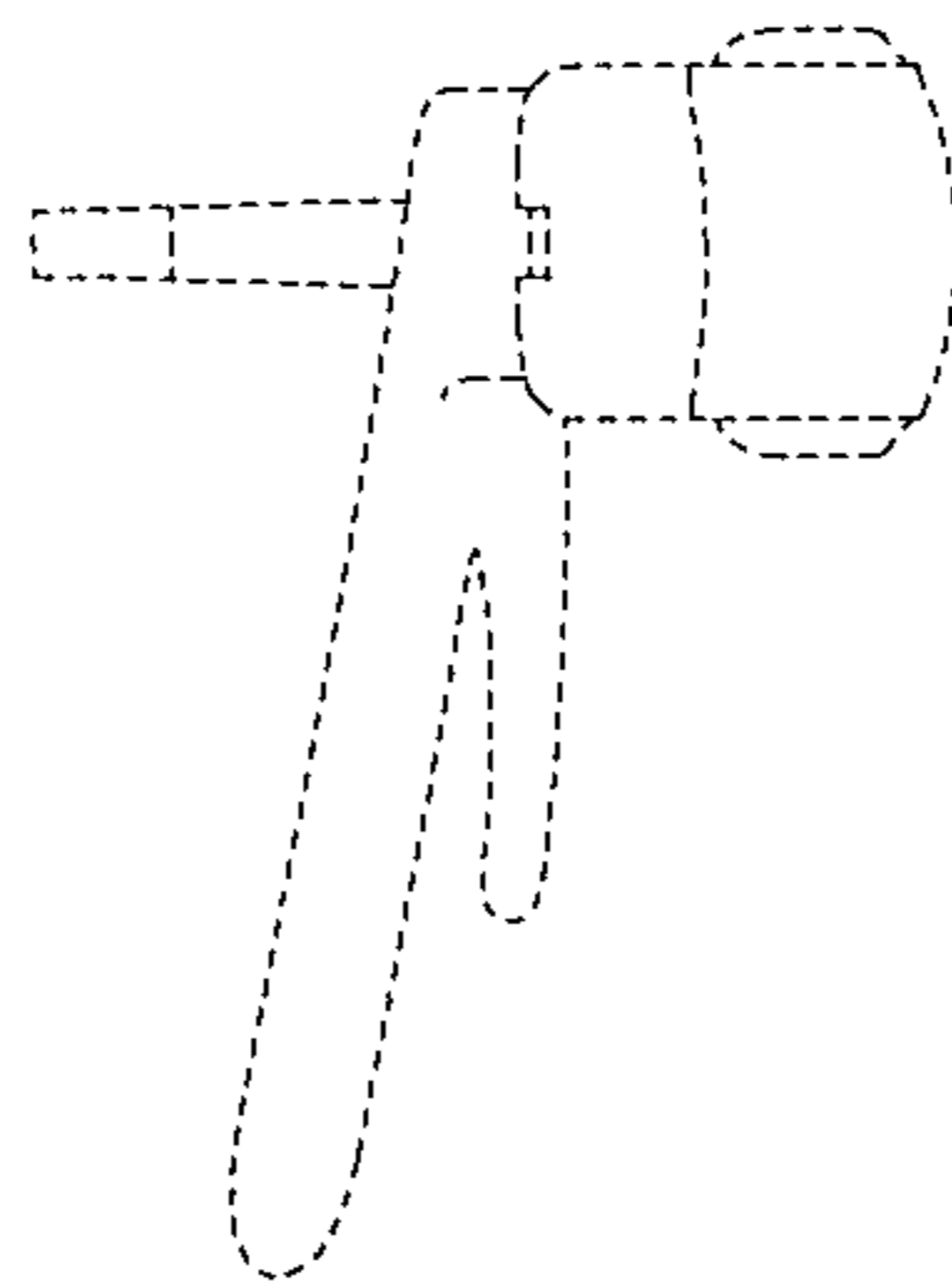
*FIG. 3*



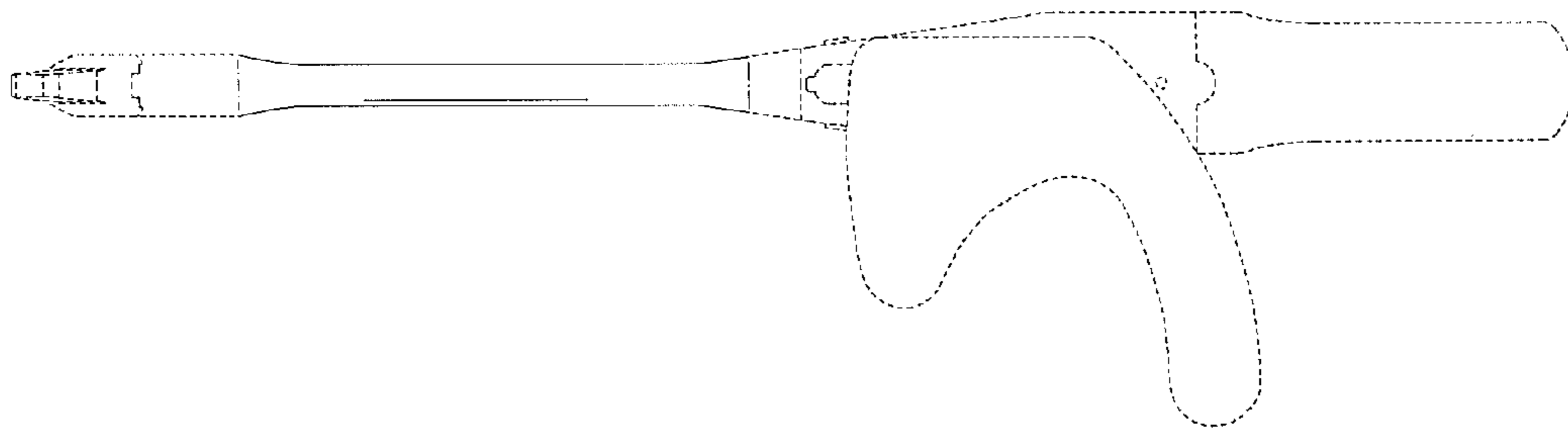
*FIG. 4*



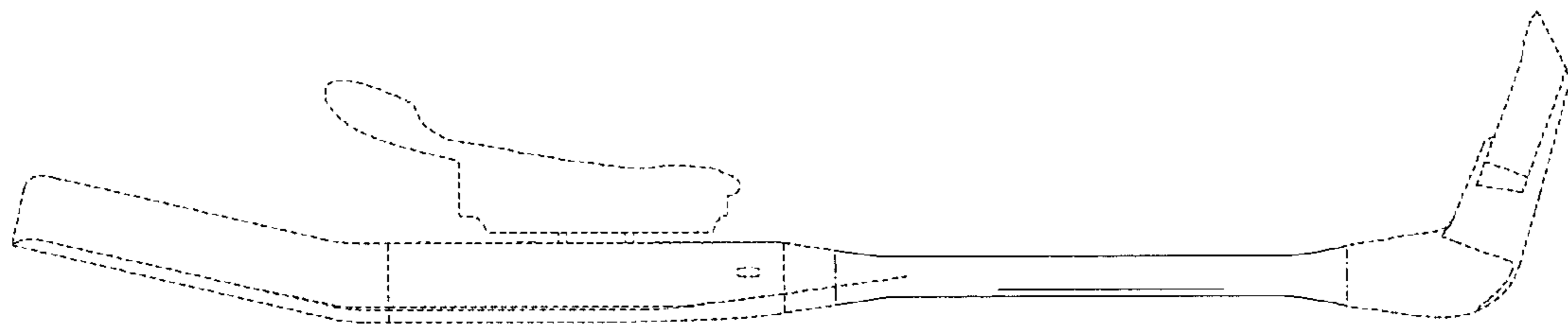
*FIG. 5*



*FIG. 6*



*FIG. 7*





*FIG. 8*

