



US00D725092S

(12) **United States Design Patent**
Tamer et al.

(10) **Patent No.:** **US D725,092 S**
(45) **Date of Patent:** **** Mar. 24, 2015**

(54) **MOBILE DEVICE CASE WITH GRAFFITI
BRICK DESIGN**

(71) Applicants: **George Y. F. Tamer**, Hillsborough, CA
(US); **Rudy M. Klicek**, Santa Clara, CA
(US)

(72) Inventors: **George Y. F. Tamer**, Hillsborough, CA
(US); **Rudy M. Klicek**, Santa Clara, CA
(US)

(**) Term: **14 Years**

(21) Appl. No.: **29/458,782**

(22) Filed: **Jun. 21, 2013**

(51) **LOC (10) Cl.** **14-03**

(52) **U.S. Cl.**
USPC **D14/250**

(58) **Field of Classification Search**
USPC D14/250, 138 AA, 138 AB, 138 AD,
D14/138 G, 217, 238.1, 248, 251-253, 346,
D14/356, 440, 496, 203.5, 203.8; D13/103,
D13/107, 108; D3/201, 218, 247, 269, 273,
D3/301, 303; 455/575.1, 575.8; 206/305,
206/320, 251, 45.2

See application file for complete search history.

(56) **References Cited**

U.S. PATENT DOCUMENTS

D581,151 S * 11/2008 Aipa D3/201
D587,896 S * 3/2009 Aipa D3/201
D632,682 S * 2/2011 Fahrendorff et al. D14/250
D649,539 S * 11/2011 Hong D14/250
D671,101 S * 11/2012 Rothbaum et al. D14/250

D671,105 S * 11/2012 Rothbaum et al. D14/250
D671,109 S * 11/2012 Rothbaum et al. D14/250
D676,033 S * 2/2013 Rothbaum et al. D14/250
D676,837 S * 2/2013 Rothbaum et al. D14/250
D678,871 S * 3/2013 Mishan et al. D14/250
D679,694 S * 4/2013 Fahrendorff et al. D14/250
D684,567 S * 6/2013 Murchison et al. D14/250
D686,606 S * 7/2013 Hong D14/250
D686,607 S * 7/2013 Hong D14/250
2013/0120911 A1 * 5/2013 Chou 361/679.01
2014/0194167 A1 * 7/2014 Grimes 455/575.1

OTHER PUBLICATIONS

Chau, Mike. Graffiti Series iPhone 5 Case by ID America. Mike Shouts. May 30, 2013. <<http://mikesounds.com/graffiti-series-iphone-5-case-by-id-america/>>.*

* cited by examiner

Primary Examiner — Deanna L Pratt

Assistant Examiner — Lilyana Bekic

(74) *Attorney, Agent, or Firm* — Richard T. Ogawa; Ogawa P.C.

(57) **CLAIM**

The ornamental design for a mobile device case with graffiti brick design, as shown and described.

DESCRIPTION

FIG. 1 is a perspective view of the mobile device case; FIG. 2 is a perspective view thereof; FIG. 3 is a side view thereof; FIG. 4 is a front view thereof; FIG. 5 is a side view thereof; and, FIG. 6 is a back view thereof.

1 Claim, 6 Drawing Sheets





Figure 1

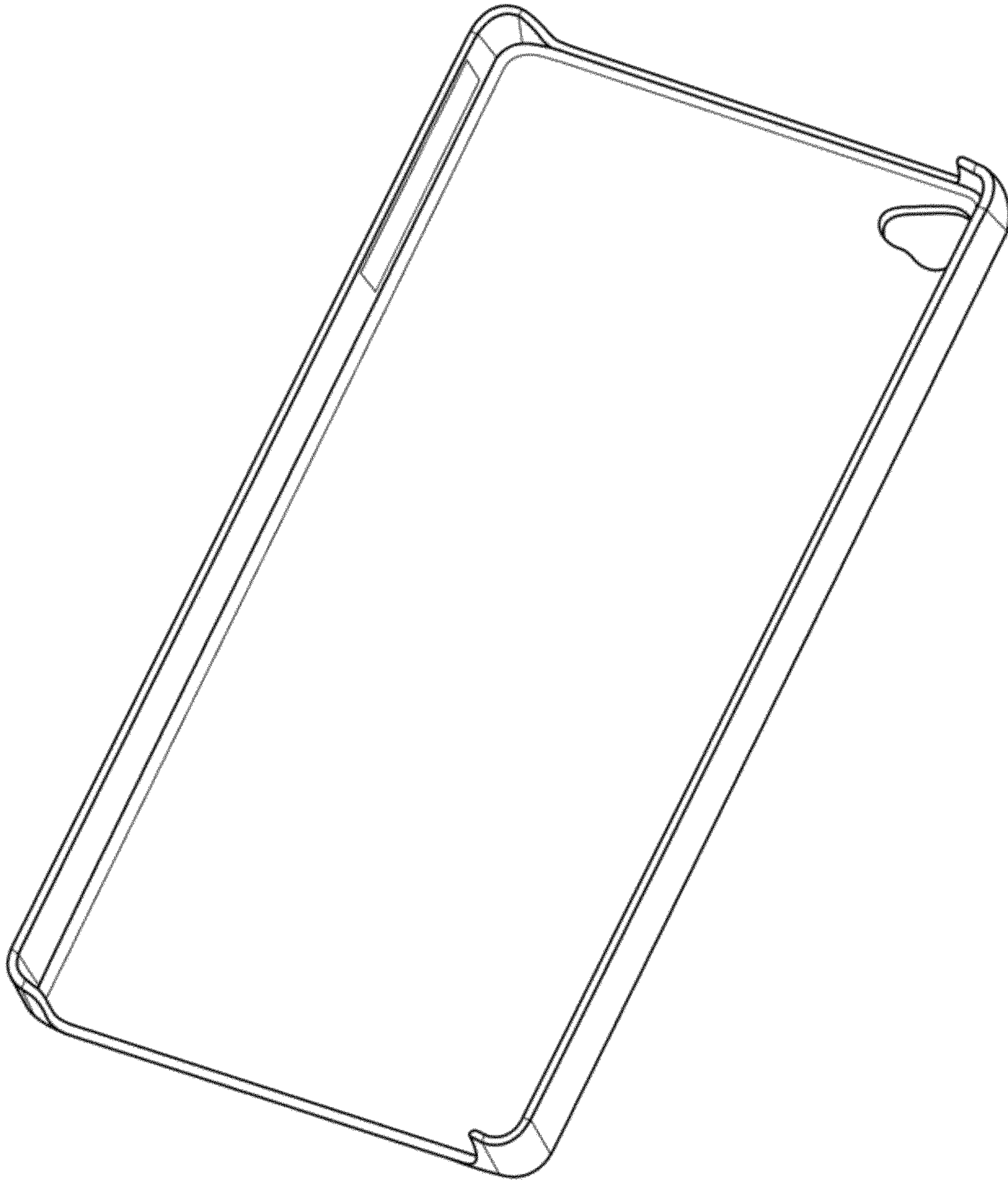


Figure 2




Figure 3



Figure 4




Figure 5




Figure 6