



US00D725085S

(12) **United States Design Patent**  
**Barker et al.**

(10) **Patent No.:** **US D725,085 S**  
(45) **Date of Patent:** **\*\* Mar. 24, 2015**

(54) **DUAL PUSH-TO-TALK RADIO MICROPHONE**

4,199,721 A \* 4/1980 Ono et al. .... 455/77  
4,679,233 A \* 7/1987 Richardson et al. .... 379/433.02

(Continued)

(71) Applicant: **E. F. Johnson Company**, Irving, TX (US)

FOREIGN PATENT DOCUMENTS

(72) Inventors: **Christian K. Barker**, Roanoke, TX (US); **Bruce W. Ross**, Fort Worth, TX (US); **Troy V. Frandsen**, Shady Shores, TX (US)

EP 1938568 A2 7/2008  
EP 2596674 A1 5/2013

OTHER PUBLICATIONS

(73) Assignee: **E. F. Johnson Company**, Irving, TX (US)

Copending U.S. Appl. No. 61/981,686, filed Apr. 18, 2014; first-named inventor: Christian Barker.

(\*\*) Term: **14 Years**

*Primary Examiner* — Susan Bennett Hattan

*Assistant Examiner* — Marie Fast Horse

(21) Appl. No.: **29/488,347**

(74) *Attorney, Agent, or Firm* — Gardere Wynne Sewell LLP; Robert J. Ward

(22) Filed: **Apr. 17, 2014**

(51) **LOC (10) Cl.** ..... **14-01**

(52) **U.S. Cl.**  
USPC ..... **D14/226; D14/137**

(58) **Field of Classification Search**  
CPC ..... H04R 1/08; H04R 11/04; H04R 25/04; H04R 25/65  
USPC ..... D14/225, 110, 155, 158, 159, 137, 185, D14/186, 188, 191, 204, 210, 212, 214-219, D14/221, 226, 228, 229, 240, 416; D21/329, 483; D13/168; 379/368, 430, 379/431, 433, 433.02, 388, 419, 420, 428, 379/440, 441, 442, 426, 454, 455; 381/91, 381/122, 355, 357, 358, 163, 191, 153, 157, 381/161, 361; 455/77, 78, 90, 90.1, 90.3, 455/550, 151.1, 158.2, 575, 575.1, 575.2, 455/575.8; 446/410, 454; 181/158, 242; D10/106.1

See application file for complete search history.

(56) **References Cited**

U.S. PATENT DOCUMENTS

4,100,653 A \* 7/1978 Sensabaugh ..... 24/3.11  
4,158,813 A \* 6/1979 Ellis et al. .... 455/116

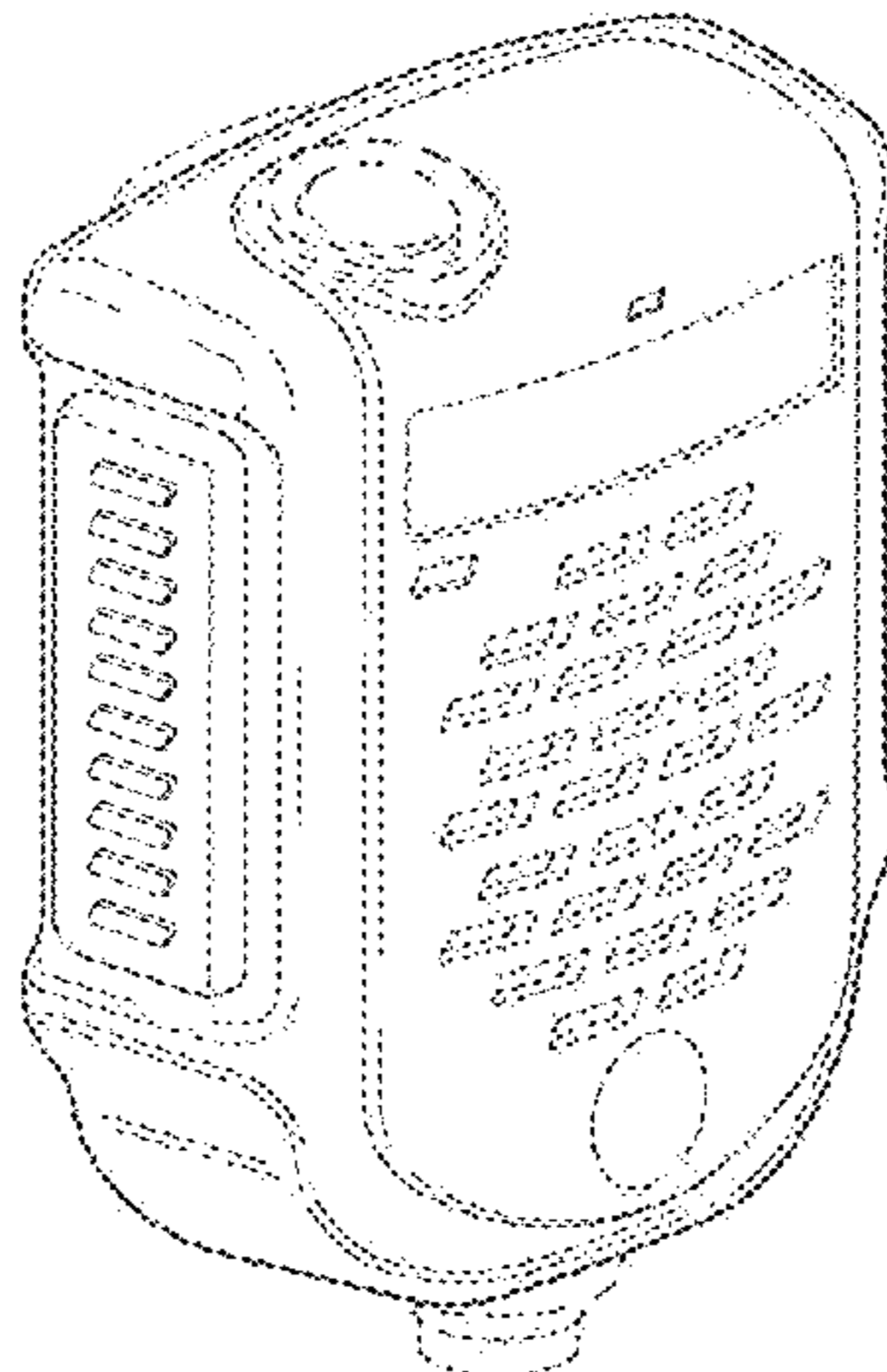
(57) **CLAIM**

The ornamental design for a dual push-to-talk radio microphone, as shown and described.

**DESCRIPTION**

FIG. 1 is a perspective view of a dual push-to-talk radio microphone;  
FIG. 2 is a top view of the dual push-to-talk radio microphone;  
FIG. 3 is a bottom view of the dual push-to-talk radio microphone;  
FIG. 4 is a left side view of the dual push-to-talk radio microphone;  
FIG. 5 is a front view of the dual push-to-talk radio microphone;  
FIG. 6 is a right side view of the dual push-to-talk radio microphone; and,  
FIG. 7 is a back view of the dual push-to-talk radio microphone.  
The broken lines of FIGS. 1 through 7 are for illustrative purposes only, showing the environment, and form no part of the claimed design.

**1 Claim, 2 Drawing Sheets**



(56)

**References Cited**

U.S. PATENT DOCUMENTS

D336,300 S *	6/1993	Tokiyama et al. ....	D14/225	D534,526 S *	1/2007	Aoki et al. ....	D14/225
5,249,235 A *	9/1993	Davis et al. ....	381/91	D635,945 S *	4/2011	Richards et al. ....	D14/137
D346,804 S *	5/1994	Tokiyama .....	D14/226	D635,946 S *	4/2011	Garra et al. ....	D14/137
D356,790 S *	3/1995	Davison et al. ....	D14/137	D653,637 S *	2/2012	Ismail et al. ....	D14/137
D387,758 S *	12/1997	Oross et al. ....	D14/137	8,160,657 B2	4/2012	Perriello et al.	
5,701,355 A *	12/1997	Brannan et al. ....	381/361	D662,090 S *	6/2012	Richards et al. ....	D14/226
D412,501 S *	8/1999	Tyneski et al. ....	D14/137	8,422,447 B2	4/2013	Monnes et al.	
D415,767 S *	10/1999	Page et al. ....	D14/226	8,428,573 B2	4/2013	Martz et al.	
D416,912 S *	11/1999	Hsieh .....	D14/225	8,463,316 B2	6/2013	Jastram et al.	
D448,019 S *	9/2001	Cebe et al. ....	D14/225	D685,753 S *	7/2013	Kang et al. ....	D14/137
D459,718 S *	7/2002	Ma et al. ....	D14/225	8,498,629 B2	7/2013	March et al.	
D465,781 S *	11/2002	Fischer .....	D14/240	8,503,934 B2	8/2013	Beghini et al.	
D483,352 S *	12/2003	Witczak et al. ....	D14/225	8,532,585 B2	9/2013	Deleus et al.	
D494,960 S *	8/2004	Lum .....	D14/225	D700,157 S *	2/2014	Kang et al. ....	D14/137
D503,398 S *	3/2005	Haase et al. ....	D14/225	D700,158 S *	2/2014	Kang et al. ....	D14/137
D514,527 S *	2/2006	DiPasquale .....	D13/168	2010/0151911 A1	6/2010	Mazzeo et al.	
D530,313 S *	10/2006	Leng et al. ....	D14/225	2011/0111791 A1	5/2011	Martz et al.	
				2013/0281034 A1	10/2013	Mazzeo et al.	
				2014/0028540 A1	1/2014	Duran et al.	

\* cited by examiner

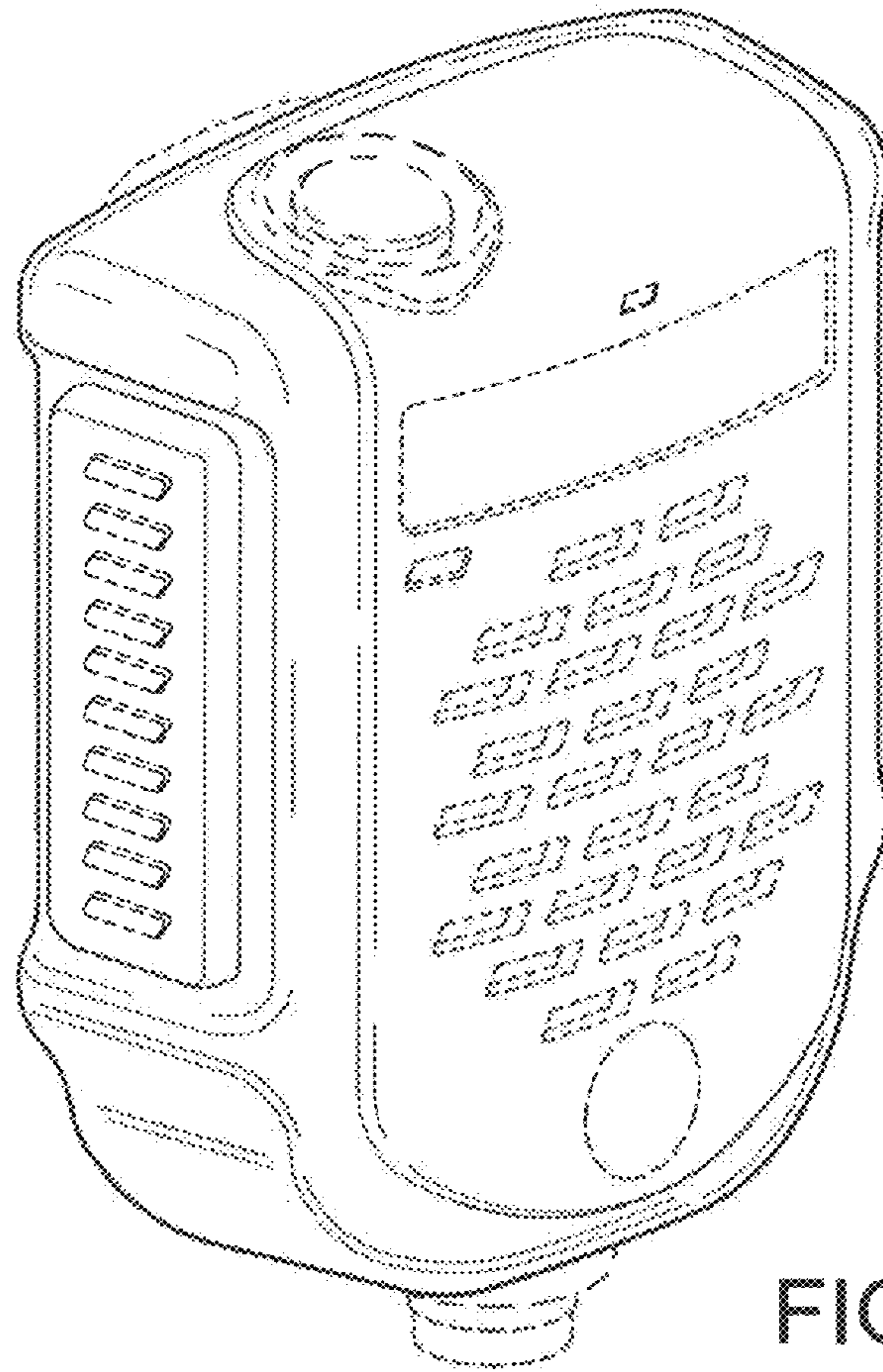


FIG. 1



FIG. 2

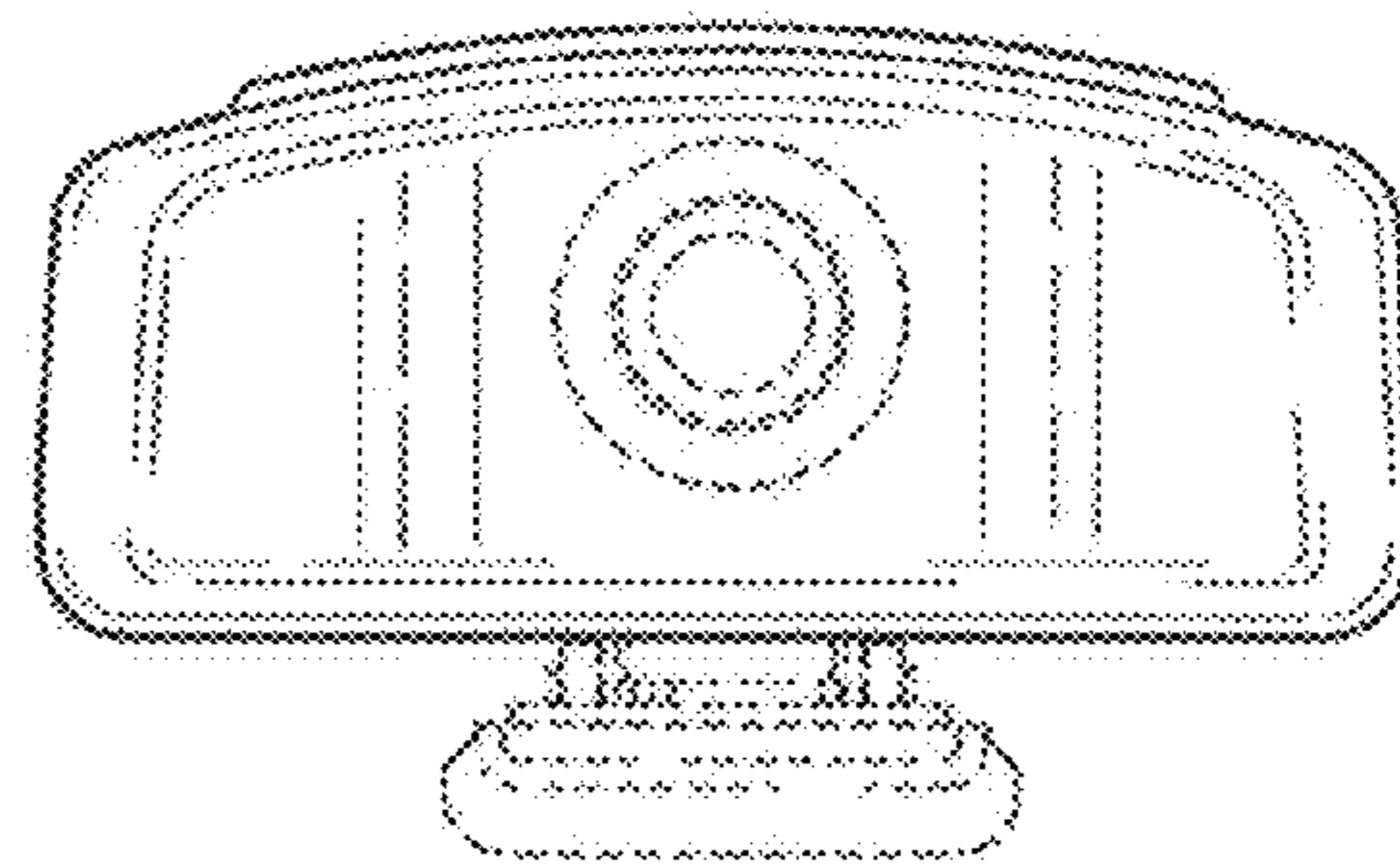


FIG. 3

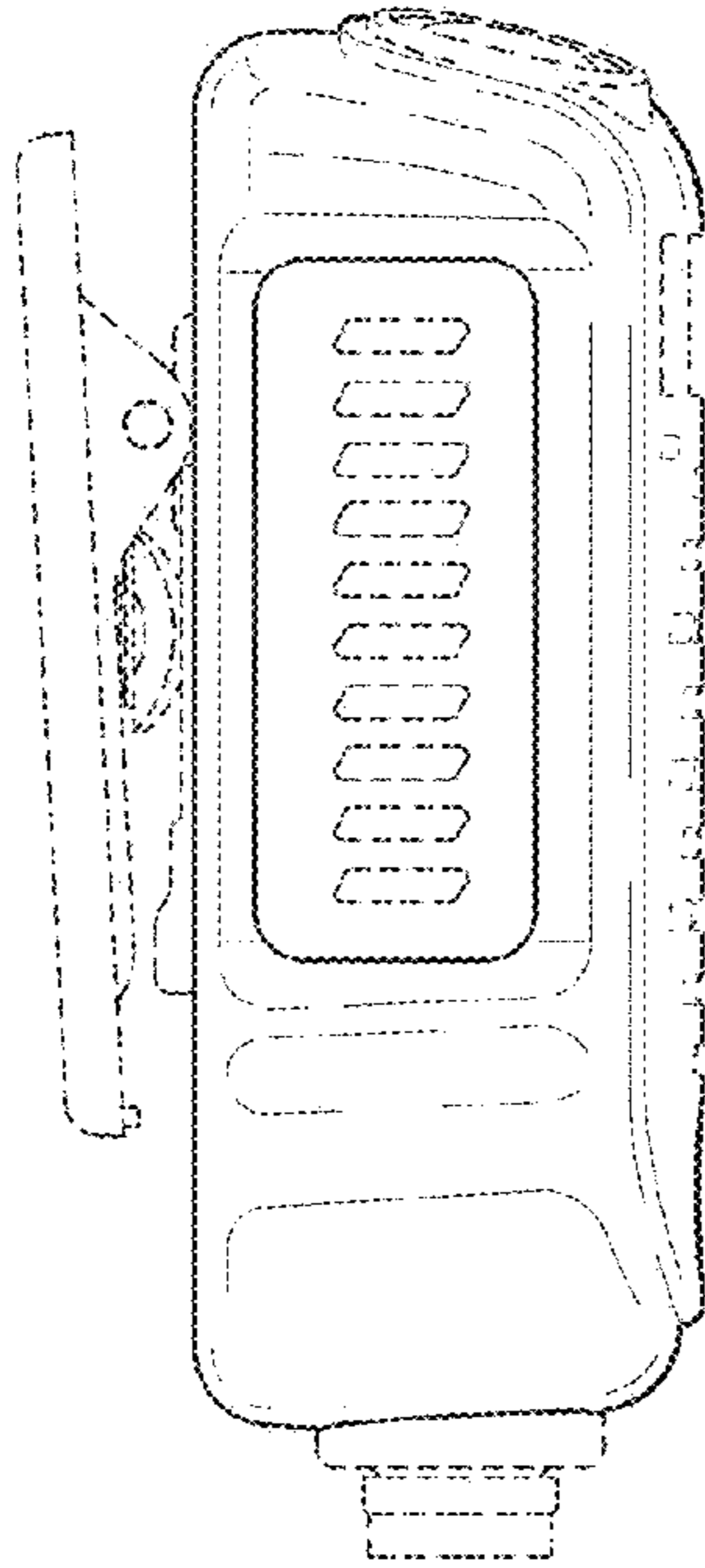


FIG. 4

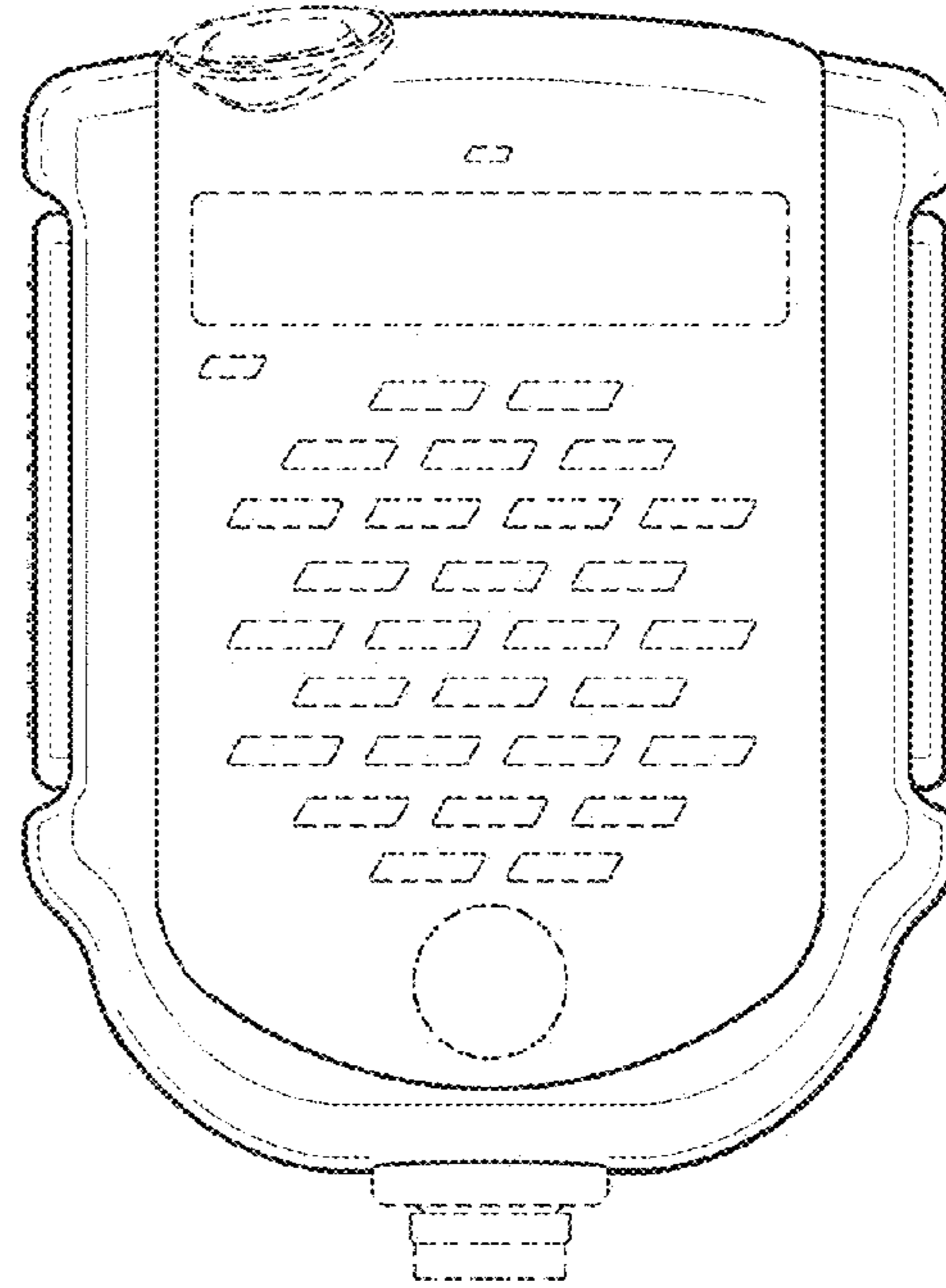


FIG. 5

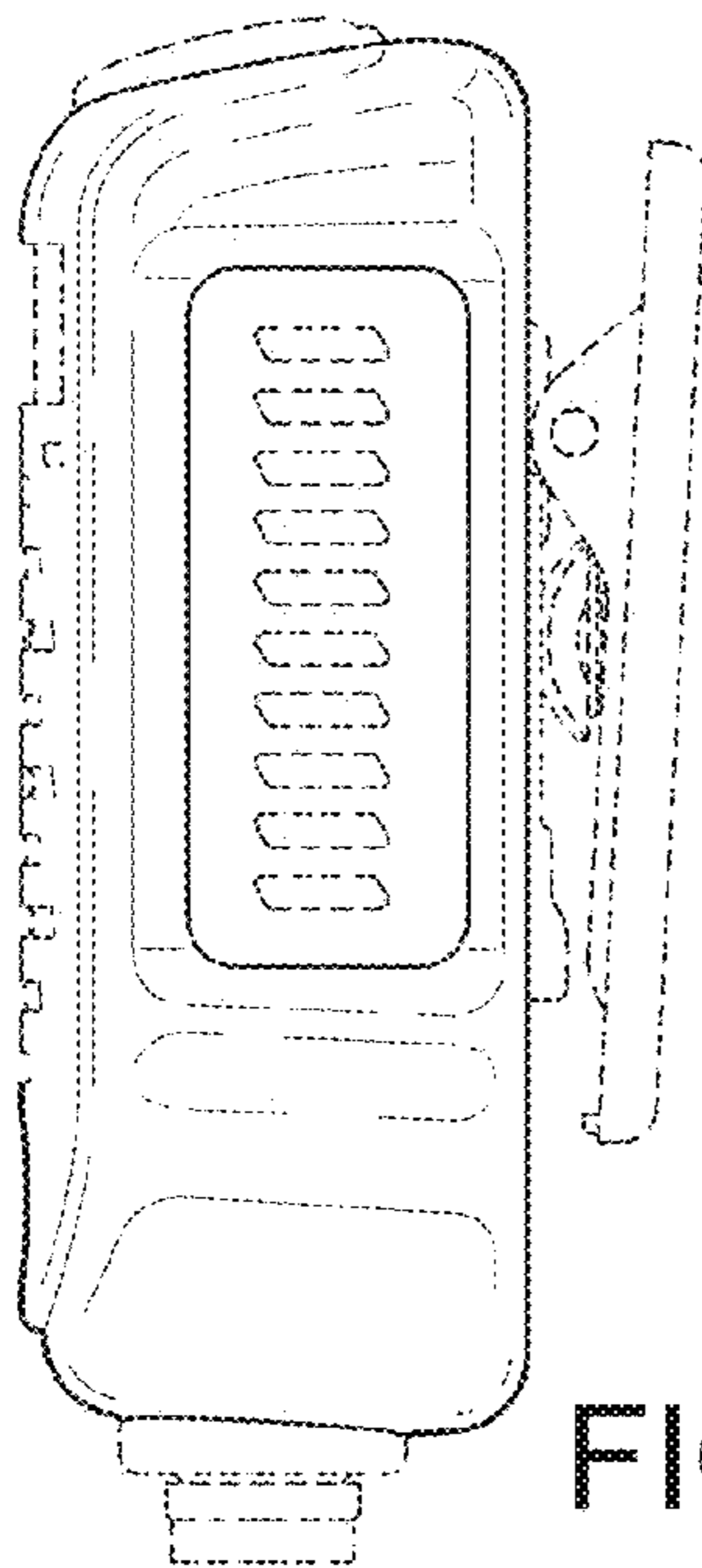


FIG. 6

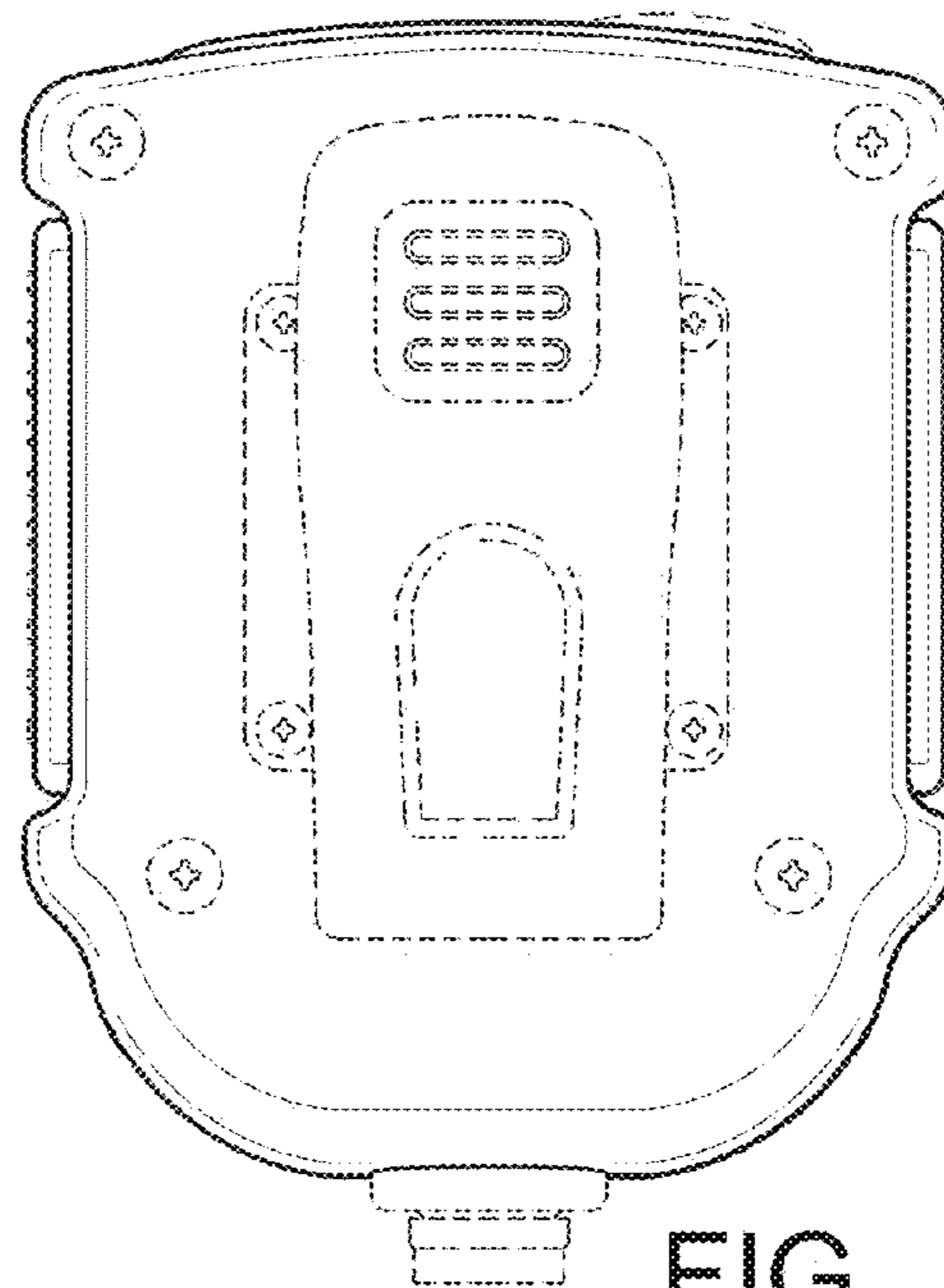


FIG. 7