



US00D725080S

(12) **United States Design Patent**
Shin et al.

(10) **Patent No.:** **US D725,080 S**
(45) **Date of Patent:** **** Mar. 24, 2015**

(54) **REMOTE CONTROLLER**

(71) Applicant: **Samsung Electronics Co., Ltd.**,
Suwon-si (KR)

(72) Inventors: **Rina Shin**, Seoul (KR); **Hyung-Ho Hwangbo**, Seoul (KR); **Hae-Sung Park**, Seoul (KR); **Christopher Edward Bangle**, Clavesana (IT); **Do-Sung Jung**, Seoul (KR); **Nam-Hyun Park**, Namyangju-Si (KR)

(73) Assignee: **Samsung Electronics Co., Ltd.**,
Suwon-si (KR)

(**) Term: **14 Years**

(21) Appl. No.: **29/471,999**

(22) Filed: **Nov. 7, 2013**

(30) **Foreign Application Priority Data**

May 11, 2013 (KR) 30-2013-0024894

(51) **LOC (10) Cl.** **14-03**

(52) **U.S. Cl.**
USPC **D14/218**

(58) **Field of Classification Search**
USPC D10/70, 65; D13/154, 153, 168, 133;
D14/218, 205, 155, 225, 226, 247;
455/557, 566, 569.1; 379/420.04;
439/369; D21/333, 332, 331;
D7/553.3-553.8; D12/300, 302, 307,
D12/313

See application file for complete search history.

(56) **References Cited**

U.S. PATENT DOCUMENTS

D337,588 S * 7/1993 Cruz et al. D14/218
D347,439 S * 5/1994 Vananderoye D14/299
D386,763 S * 11/1997 Starck D14/218
D387,060 S * 12/1997 Inukai D14/218
D426,232 S * 6/2000 Silbermann et al. D14/218

D511,750 S * 11/2005 Badarello D13/168
D524,253 S * 7/2006 Maeyama et al. D13/168
D556,129 S * 11/2007 Choi et al. D13/108
D559,231 S * 1/2008 Krzyzanowski et al. D14/218

(Continued)

FOREIGN PATENT DOCUMENTS

CN 301090615 * 12/2009
EM 000401898-0005 * 3/2014

(Continued)

OTHER PUBLICATIONS

Philips Home Control, publish date Sep. 7, 2010, [online], [site visited Oct. 7, 2014], Available from the internet, <<http://www.engadget.com/2010/09/07/philips-home-controls-dual-is-a-qwerty-remote-for-attractive-pe/>>.*

(Continued)

Primary Examiner — John Windmuller

Assistant Examiner — John R Yeh

(74) *Attorney, Agent, or Firm* — NSIP Law

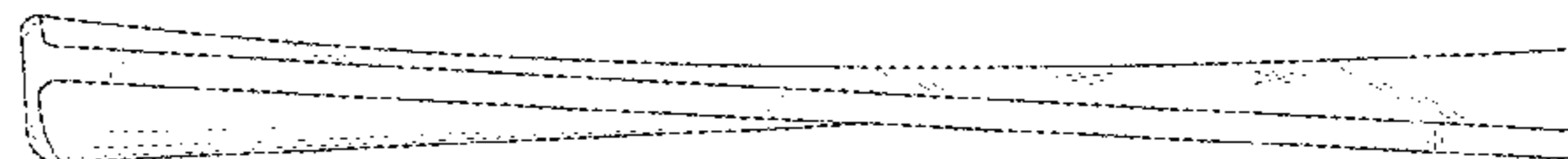
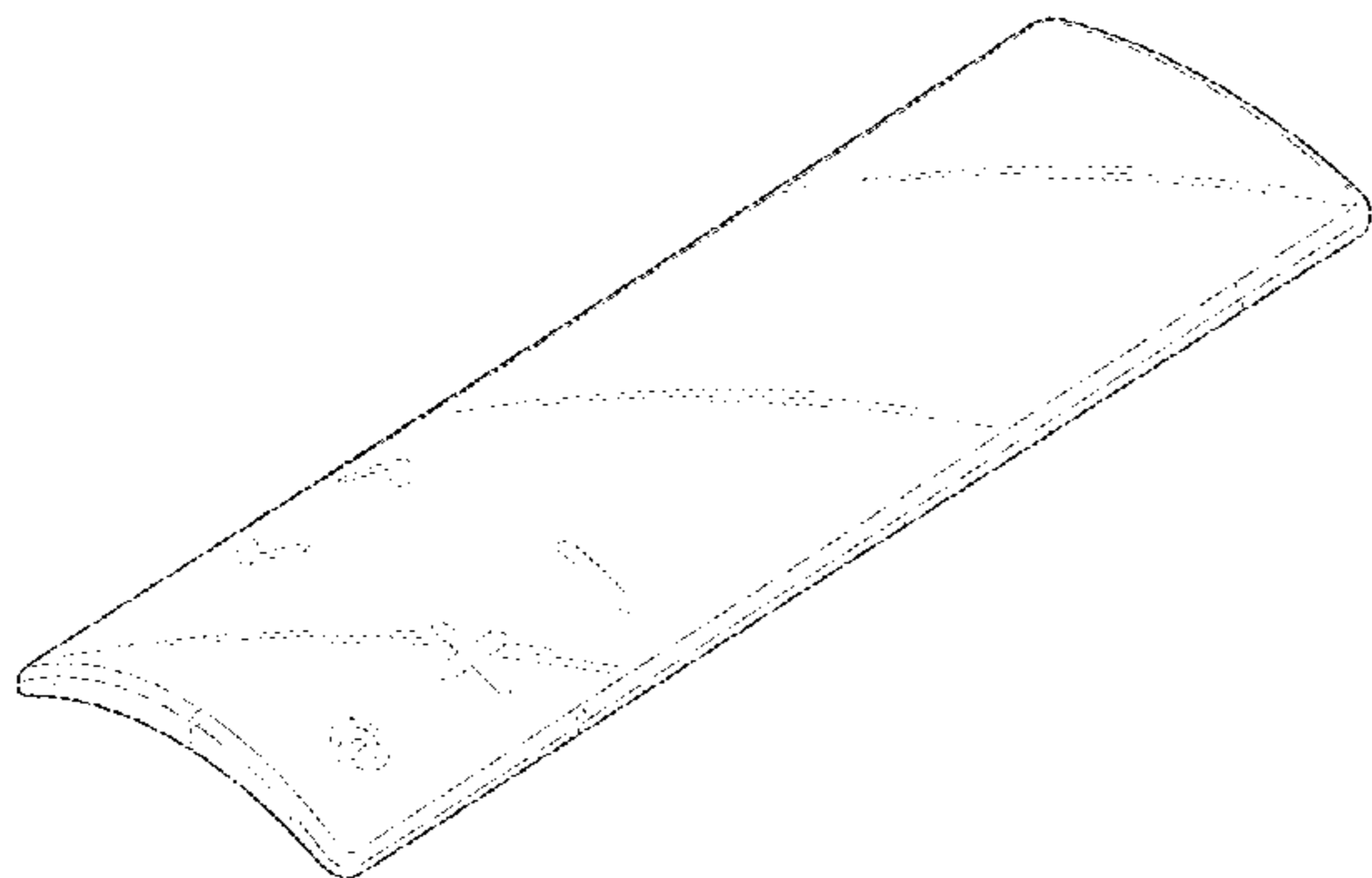
(57) **CLAIM**

The ornamental design for a remote controller, as shown and described.

DESCRIPTION

FIG. 1 is a front perspective view of a remote controller showing our new design;
FIG. 2 is a front view thereof;
FIG. 3 is a rear view thereof;
FIG. 4 is a left-side view thereof;
FIG. 5 is a right-side view thereof;
FIG. 6 is a top view thereof;
FIG. 7 is a bottom view thereof; and,
FIG. 8 is a rear perspective view thereof.
The broken lines illustrating portions of the remote controller are for environmental purposes only and form no part of the claimed design.

1 Claim, 6 Drawing Sheets



(56)

References Cited

U.S. PATENT DOCUMENTS

D586,788 S * 2/2009 Tellier D14/218
 D591,272 S * 4/2009 Vitito D14/218
 D602,474 S * 10/2009 Hansen et al. D14/218
 D615,531 S * 5/2010 Shibukawa et al. D14/218
 D617,745 S * 6/2010 Kindle et al. D13/168
 D631,871 S * 2/2011 Demskie et al. D14/218
 D640,734 S * 6/2011 Weinstein et al. D18/11
 D645,045 S * 9/2011 Cacioppo et al. D14/388
 D656,502 S * 3/2012 Cacioppo et al. D14/453
 D666,561 S * 9/2012 Sun et al. D13/168
 D670,659 S * 11/2012 Ishikawa et al. D13/168
 D673,138 S * 12/2012 Kim et al. D14/218
 D688,214 S * 8/2013 Ducret et al. D13/168
 D695,274 S * 12/2013 Barnsteiner D14/218
 D709,837 S * 7/2014 Charleux D13/168
 2007/0241929 A1 * 10/2007 Marchetto 340/825.72
 2008/0239168 A1 * 10/2008 Henty 348/734

FOREIGN PATENT DOCUMENTS

GB 4011581 * 4/2010
 JP D1070339 * 5/2000
 JP D1146945 * 7/2002
 JP D1204176 * 5/2004
 JP D1279356 * 8/2006

OTHER PUBLICATIONS

Samsung Gets Fancy, publish date Feb. 8, 2012, [online], [site visited
 Oct. 7, 2014], Available from the internet, <<http://www.yourtechreport.com/2012/02/08/samsung-gets-fancy-with-new-voice-activated-remote/>>.*

* cited by examiner

FIG. 1

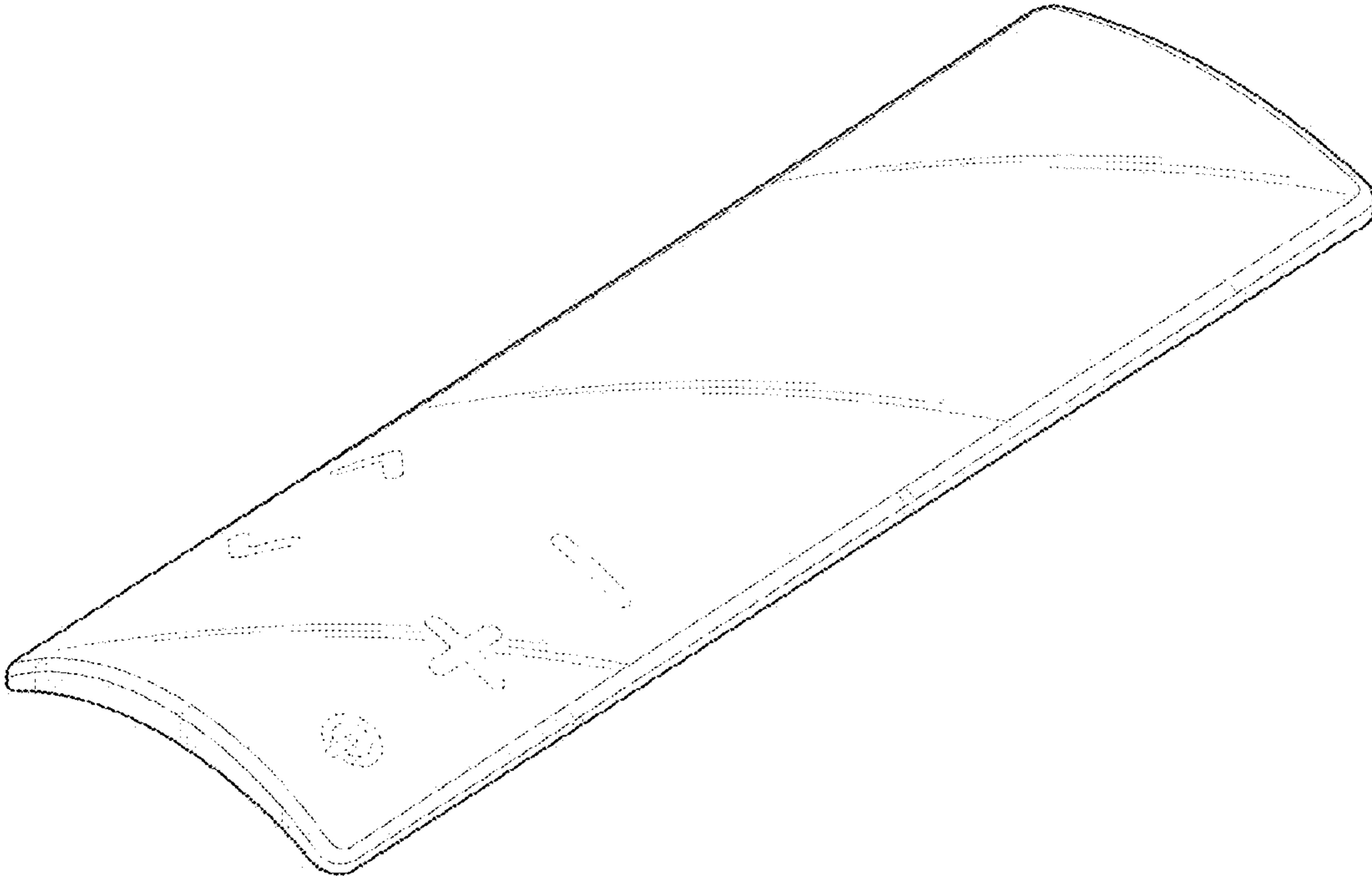


FIG. 2



FIG. 3



FIG. 4




FIG. 5

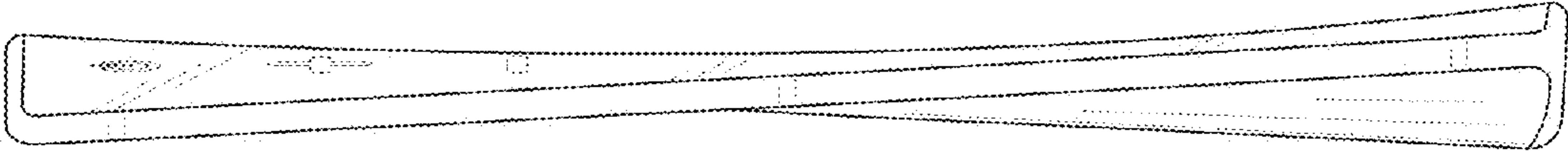


FIG. 6

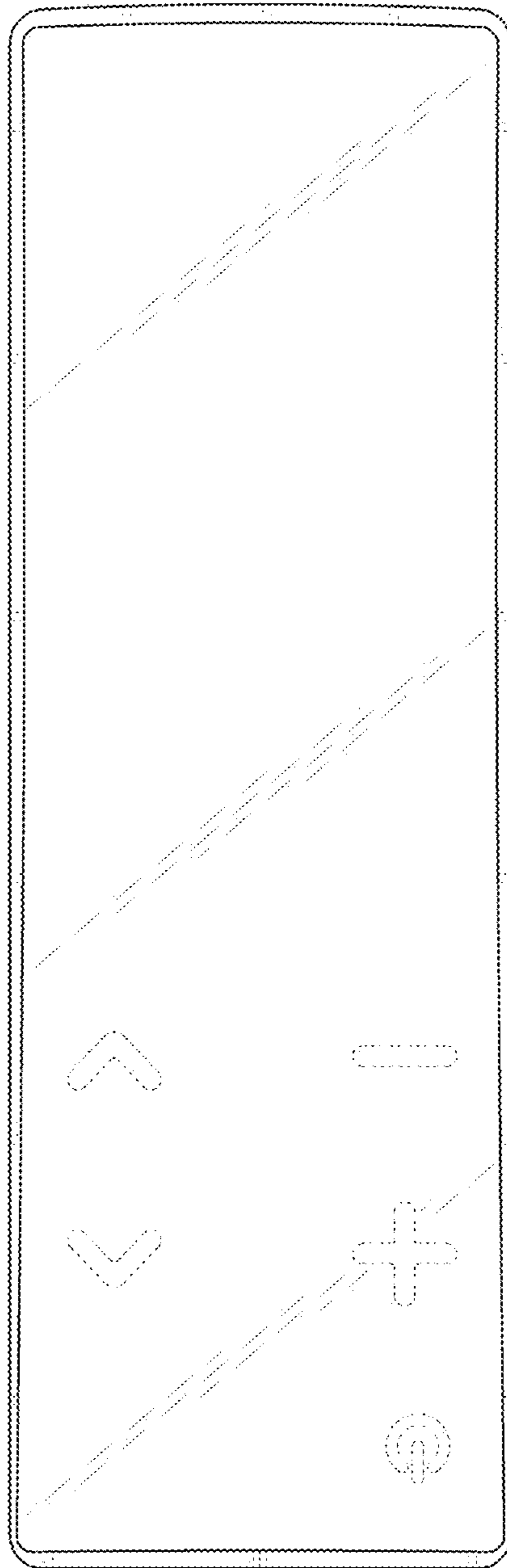


FIG. 7




FIG. 8

