



US00D725076S

(12) **United States Design Patent**  
**Wong**

(10) **Patent No.:** **US D725,076 S**  
(45) **Date of Patent:** **\*\* Mar. 24, 2015**

(54) **SPEAKER**

(71) Applicant: **Koninklijke Philips N.V.**, Eindhoven (NL)

(72) Inventor: **King Shun Cheong Wong**, Kowloon (HK)

(73) Assignee: **Koninklijke Philips N.V.**, Eindhoven (NL)

(\*\*) Term: **14 Years**

(21) Appl. No.: **29/456,793**

(22) Filed: **Jun. 4, 2013**

(30) **Foreign Application Priority Data**

Dec. 6, 2012 (EM) ..... 002148643-0003

(51) **LOC (10) Cl.** ..... **14-03**

(52) **U.S. Cl.**  
USPC ..... **D14/216**

(58) **Field of Classification Search**

CPC ..... H04M 1/03; H04M 1/035; H04R 1/02;  
H04R 1/06; H04R 1/021; H04R 1/025;  
H04R 1/026; H04R 1/105; H04R 1/323;  
H04R 1/345; H04R 1/403; H04R 1/2803;  
H04R 1/2834; H04R 5/02; H04R 7/20;  
H04R 9/06; H04R 9/025; H04R 2201/021;  
H04R 2400/07; H04R 2499/11; H04R  
2499/13; H04R 2499/15; G06F 1/1688;  
H04N 5/642; H04N 21/4852; H04S 3/00;  
H04S 7/30; B60R 11/0217  
USPC ..... D14/167, 168, 170-172, 188, 194-196,  
D14/204, 207, 209.1, 210-216, 219, 221,  
D14/222, 224, 496; 181/143, 144, 147, 148,

181/150, 153, 157, 198, 199; 381/300-303,  
381/306, 332, 333, 336, 345, 361-364,  
381/386-388; 369/6-12

See application file for complete search history.

(56) **References Cited**

U.S. PATENT DOCUMENTS

D268,469 S \* 4/1983 Ruxton et al. .... D7/320  
D364,871 S \* 12/1995 Esslinger ..... D14/213  
7,639,478 B2 \* 12/2009 Wu et al. .... 361/679.01  
D619,119 S \* 7/2010 Graber ..... D14/216  
D675,190 S \* 1/2013 Nylen ..... D14/215  
D692,411 S \* 10/2013 Joseph ..... D14/215  
D694,218 S \* 11/2013 Szymanski ..... D14/216

\* cited by examiner

*Primary Examiner* — Keli L Hill

(74) *Attorney, Agent, or Firm* — Venable LLP; Steven J. Schwarz



(57) **CLAIM**

The ornamental design for a speaker, as shown.

**DESCRIPTION**

FIG. 1 is a perspective view showing my design;  
FIG. 2 is a front elevational view thereof;  
FIG. 3 is a rear elevational view thereof;  
FIG. 4 is a right side elevational view thereof;  
FIG. 5 is a left side elevational view thereof;  
FIG. 6 is a top plan view thereof; and,  
FIG. 7 is a bottom plan view thereof.  
The broken lines shown in the drawings represent unclaimed portions of the speaker and form no part of the claimed design.

**1 Claim, 7 Drawing Sheets**



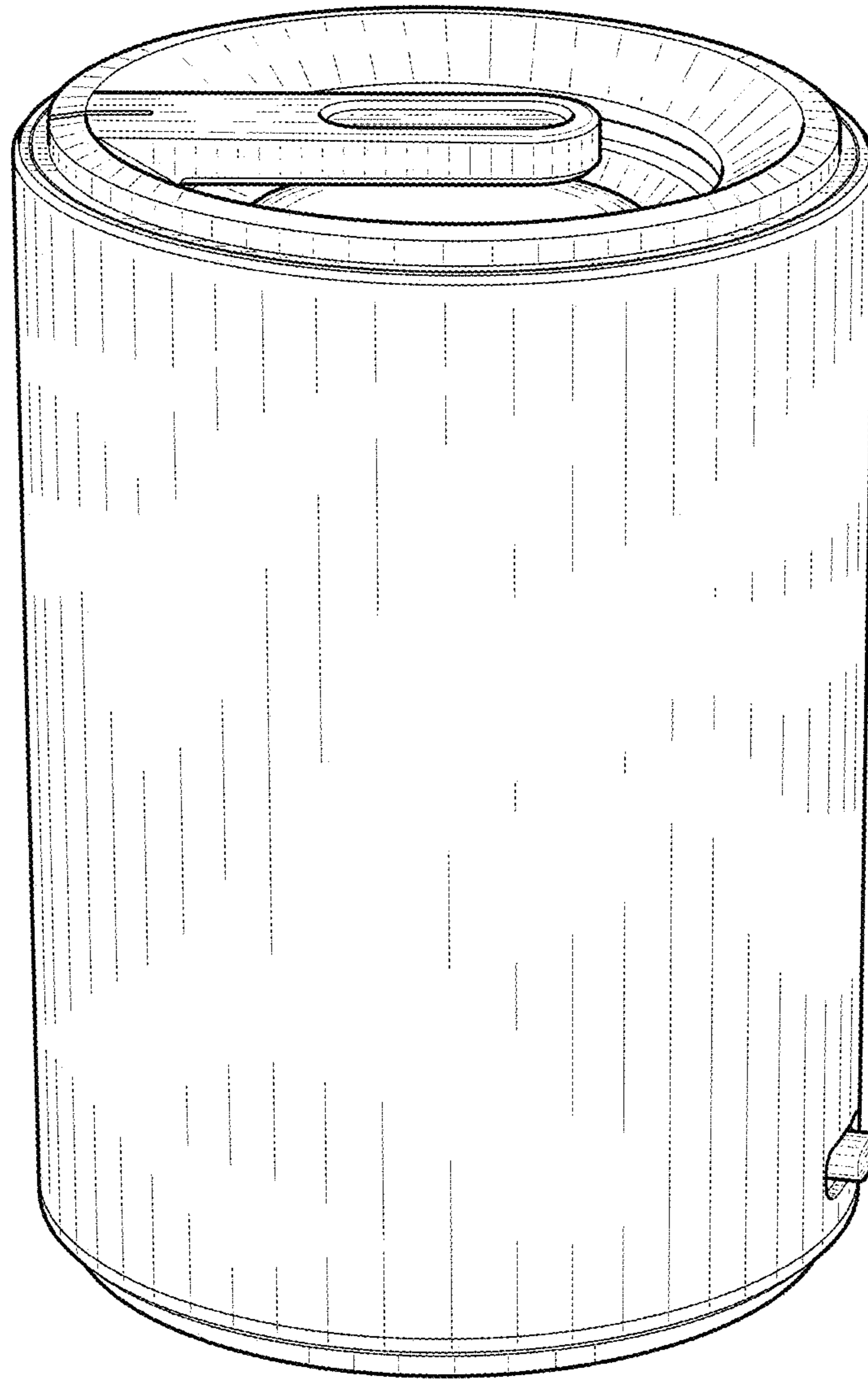


FIG. 1




FIG. 2




FIG. 3




FIG. 4




FIG. 5

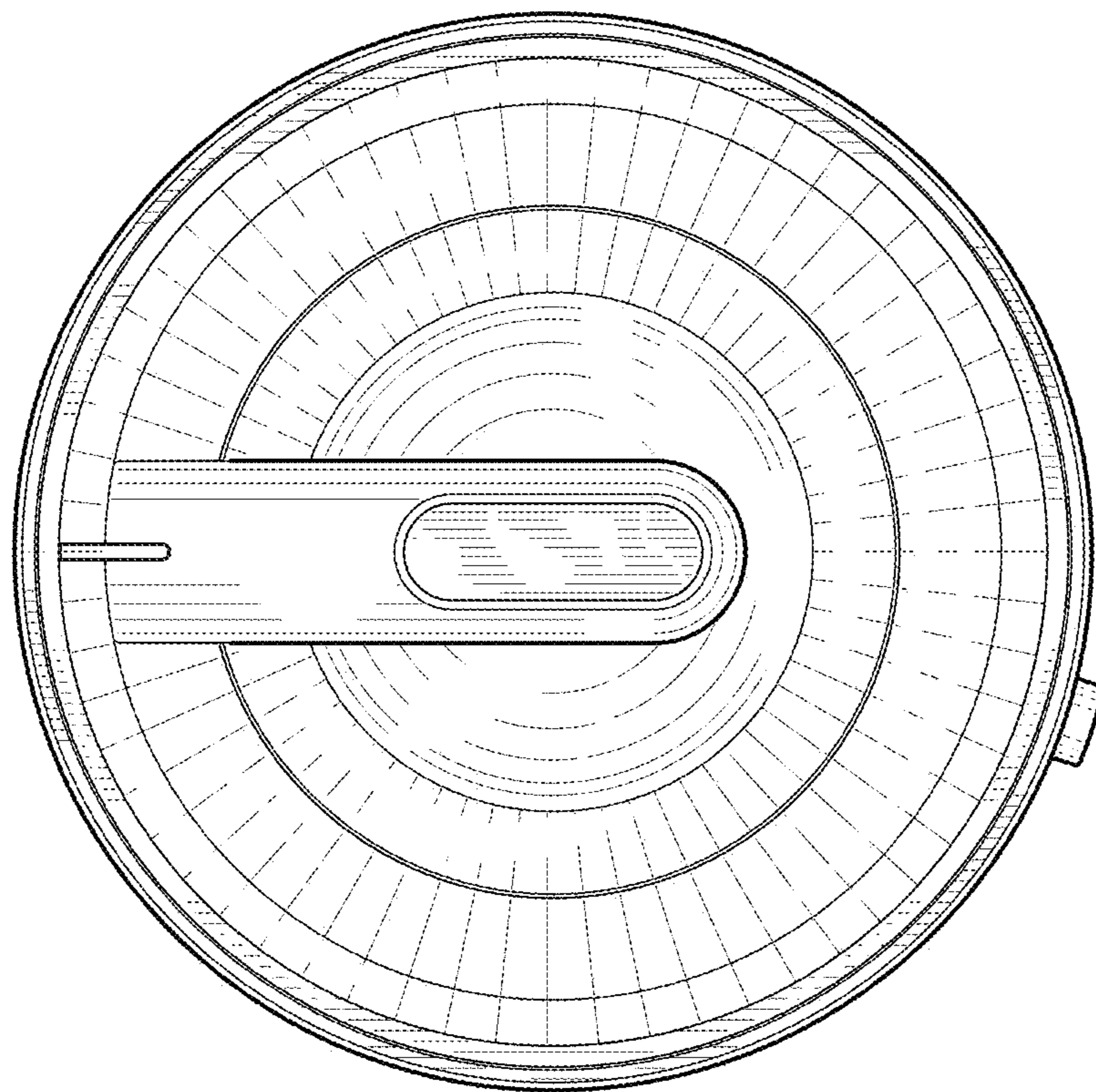


FIG. 6

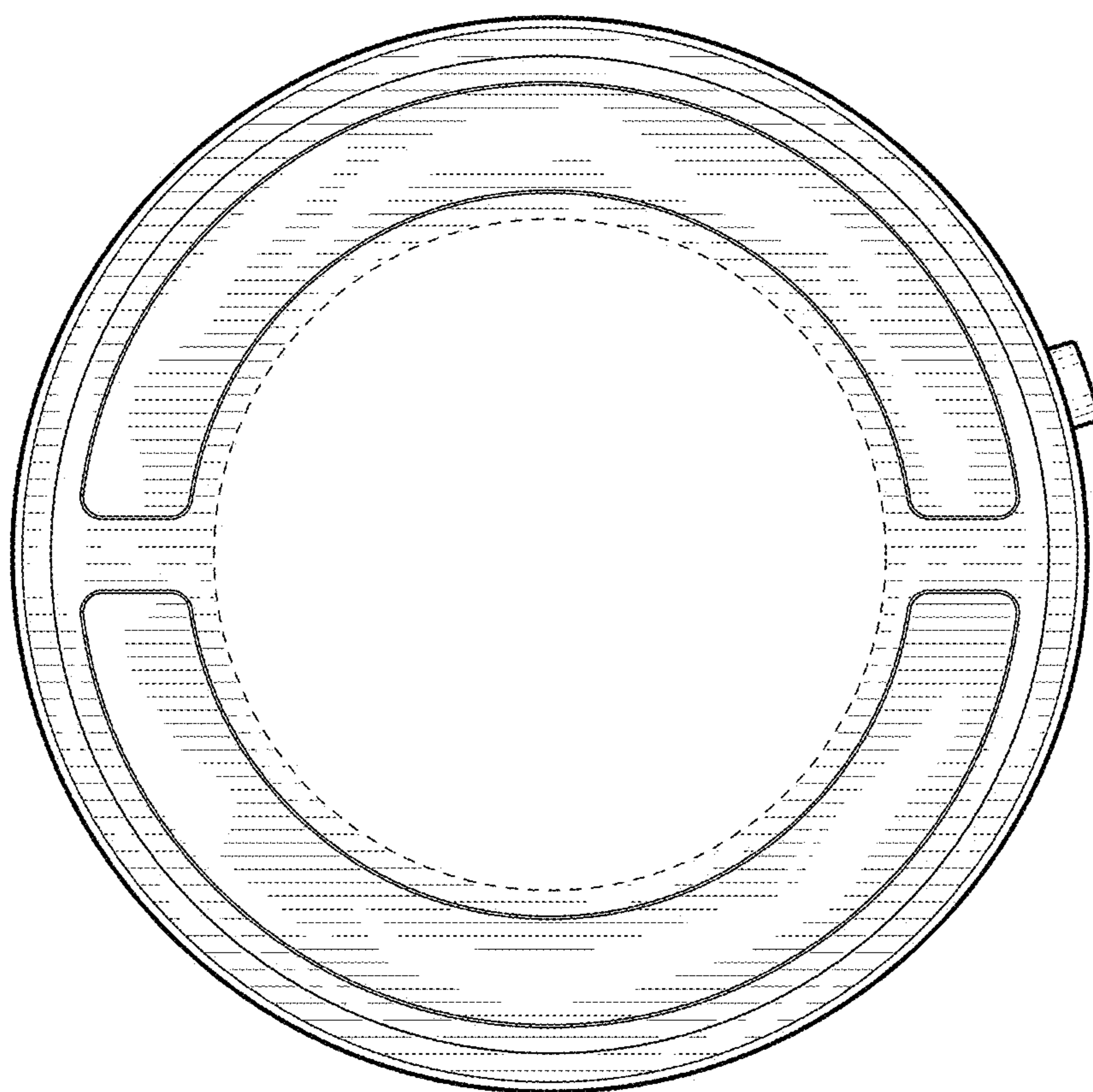


FIG. 7