



US00D725035S

(12) **United States Design Patent**
Jung et al.

(10) **Patent No.:** **US D725,035 S**
(45) **Date of Patent:** **** Mar. 24, 2015**

(54) **WIRELESS POWER TRANSMISSION APPARATUS OF PORTABLE ELECTRONIC DEVICE**

D644,989 S * 9/2011 Guccione et al. D13/108
D656,097 S * 3/2012 Nomi et al. D13/108
D669,432 S * 10/2012 Park D13/108
D692,826 S * 11/2013 Aida et al. D13/108
D697,473 S * 1/2014 Guccione et al. D13/108

(75) Inventors: **Chun-Kil Jung**, Seoul (KR); **Deok-Bo Shim**, Suwon-si (KR)

* cited by examiner

(73) Assignee: **Hanrim Postech Co., Ltd.**, Suwon-Si (KR)

Primary Examiner — Thomas Johannes

Assistant Examiner — Khawaja Anwar

(74) *Attorney, Agent, or Firm* — Stein IP, LLC

(**) Term: **14 Years**

(21) Appl. No.: **29/425,047**

(22) Filed: **Jun. 19, 2012**

(57) **CLAIM**

The design for a wireless power transmission apparatus of portable electronic device, as shown and described.

(30) **Foreign Application Priority Data**

DESCRIPTION

Dec. 22, 2011 (KR) 30-2011-0054695

(51) **LOC (10) Cl.** **13-02**

(52) **U.S. Cl.**
USPC **D13/110**

(58) **Field of Classification Search**
USPC D13/108, 110, 155, 184, 177, 173, 118,
D13/123; D14/217, 250, 251, 253, 432,
D14/434, 356, 257; 320/107-115
See application file for complete search history.

FIG. 1 is a perspective view of the wireless power transmission apparatus of the portable electronic device showing our new design;

FIG. 2 is a front view thereof;

FIG. 3 is a rear view thereof;

FIG. 4 is a left side view thereof;

FIG. 5 is a right side view thereof;

FIG. 6 is a top view thereof; and,

FIG. 7 is a bottom view thereof.

The broken lines in the drawing views are included to show unclaimed environment only and form no part of the claimed design.

The present design is used for transmitting a wireless power signal to the portable electronic device such as a smart phone and laptop computer.

(56) **References Cited**

U.S. PATENT DOCUMENTS

D611,408 S * 3/2010 Ferber et al. D13/108
D611,899 S * 3/2010 Yang D13/108
D630,163 S * 1/2011 Yeh D13/108

1 Claim, 6 Drawing Sheets

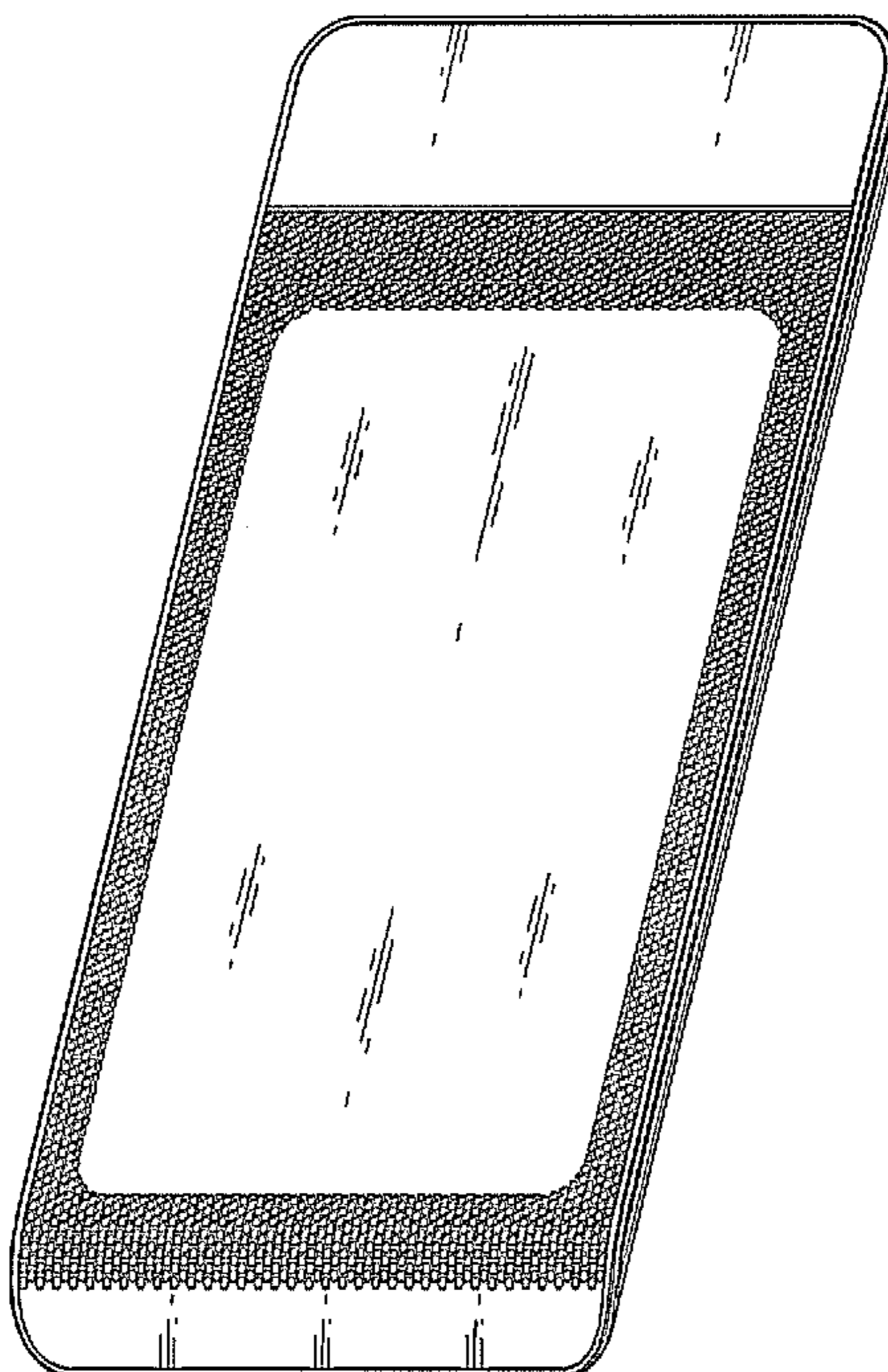


FIG.1

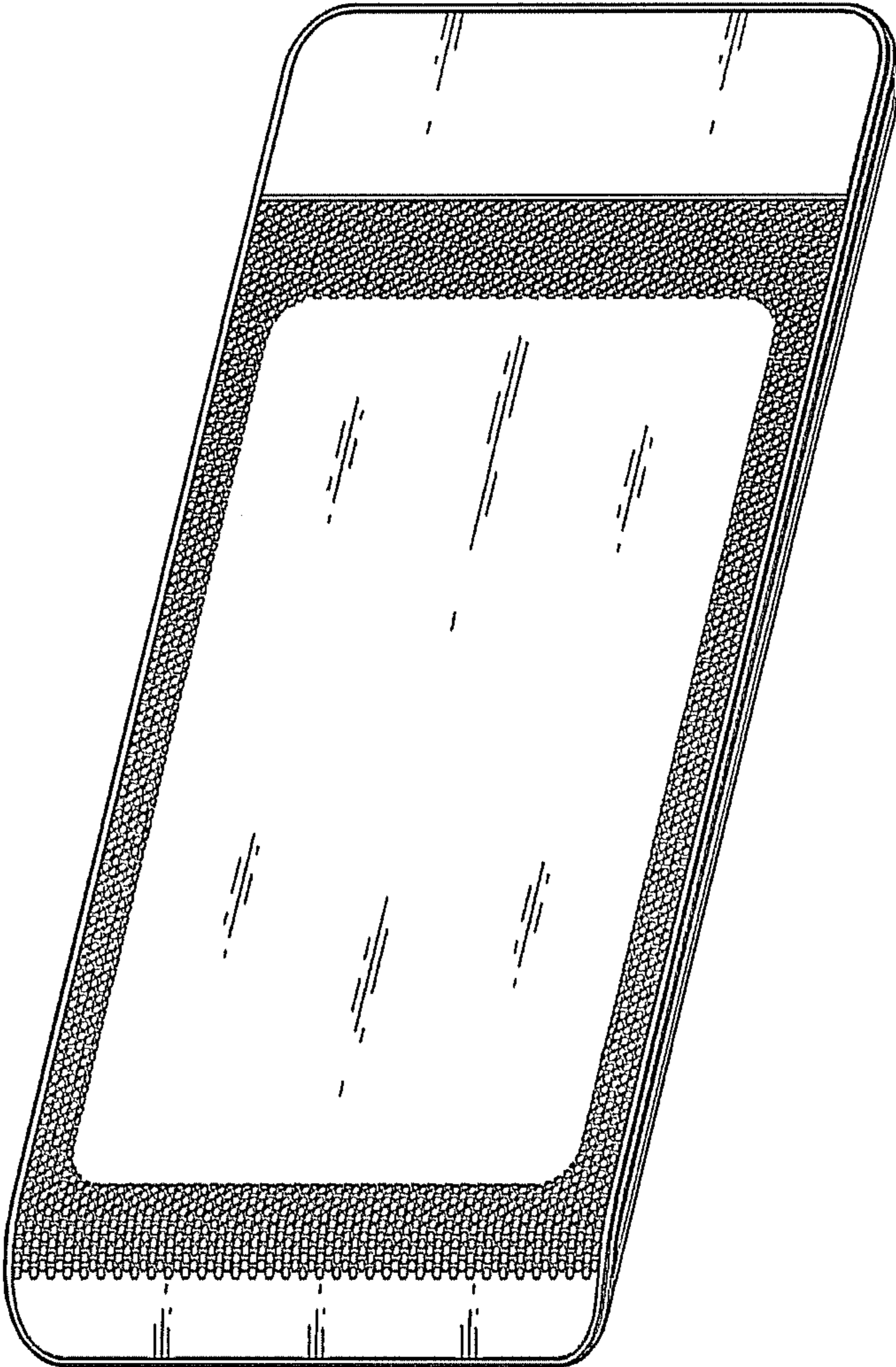


FIG.2

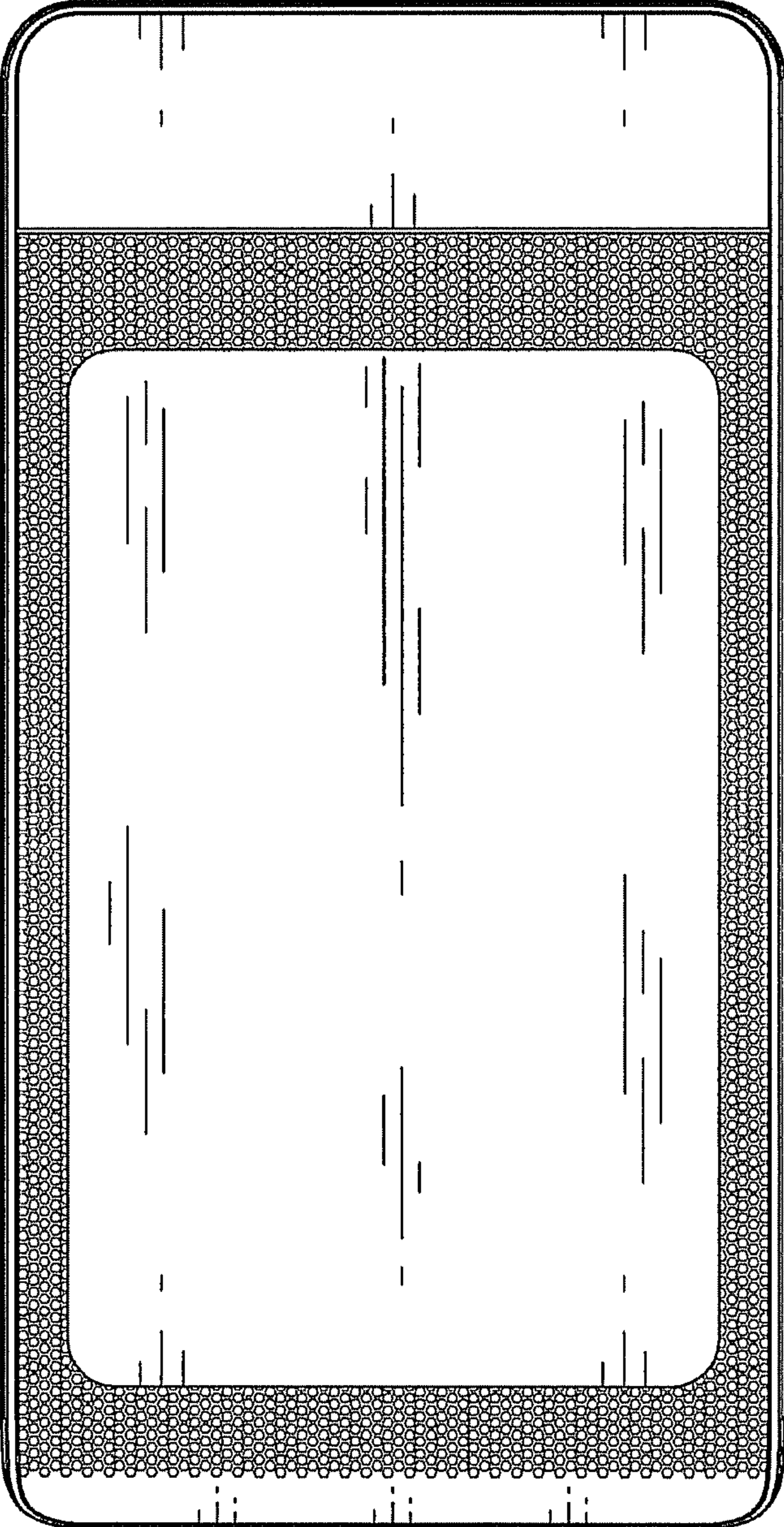


FIG. 3

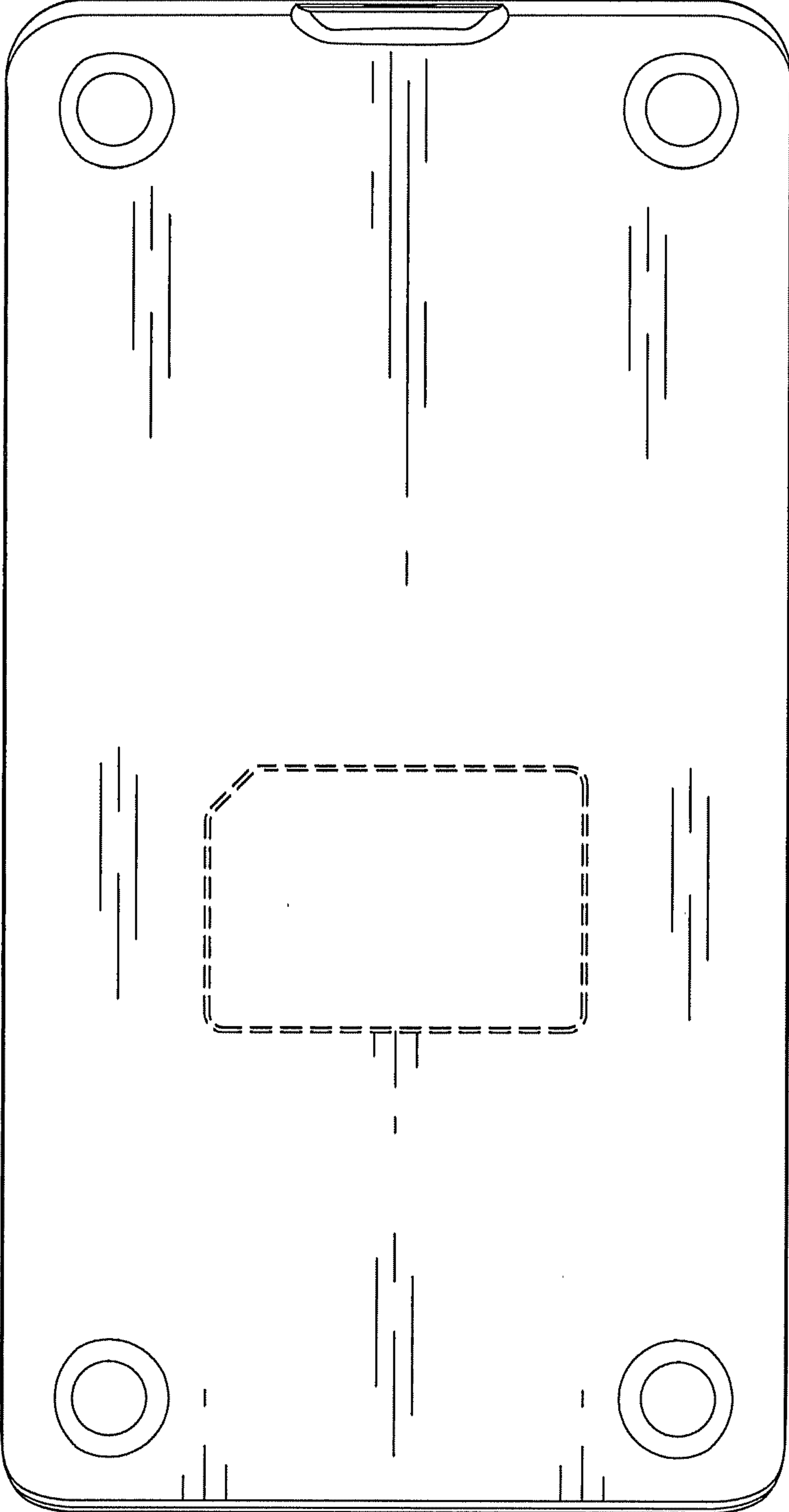


FIG.4



FIG. 5




FIG. 6

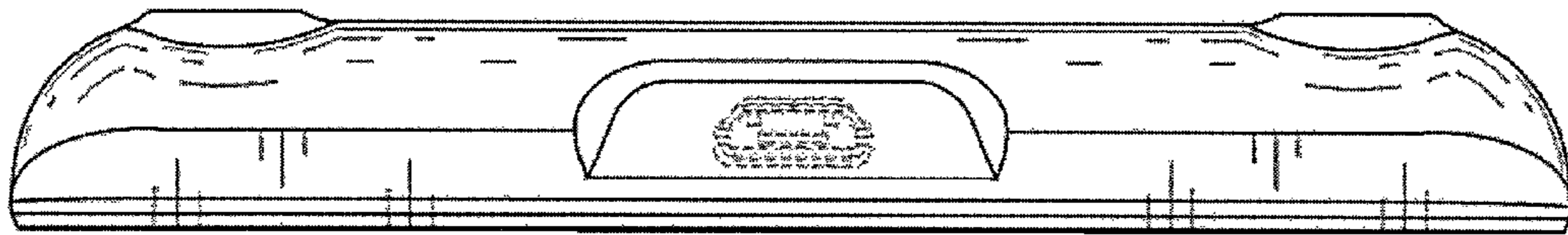


FIG. 7

