



US00D725007S

(12) **United States Design Patent**
Beaven

(10) **Patent No.:** **US D725,007 S**
(45) **Date of Patent:** **** Mar. 24, 2015**

(54) **FRONT END PORTION OF A VEHICLE**

(71) Applicant: **Jaguar Land Rover Limited**, Coventry (GB)

(72) Inventor: **Matthew Beaven**, Coventry (GB)

(73) Assignee: **Jaguar Land Rover Limited** (GB)

(**) Term: **14 Years**

(21) Appl. No.: **29/483,618**

(22) Filed: **Feb. 28, 2014**

(30) **Foreign Application Priority Data**

Sep. 2, 2013 (EM) 002301242
Sep. 6, 2013 (EM) 002304477

(51) **LOC (10) Cl.** **12-16**

(52) **U.S. Cl.**
USPC **D12/164**; D12/169

(58) **Field of Classification Search**
CPC B60R 19/02; B60R 19/34; B60R 19/44;
B60R 19/48; B62D 21/15; B62D 21/152;
B62D 25/08
USPC D12/164, 163, 169, 167, 172, 181, 171,
D12/196, 216, 86, 90, 91, 92, 93; D21/424,
D21/433, 434; 180/68.4, 68.6; 293/102,
293/112, 115, 117, 120, 113, 142;
296/180.1, 181.1, 181.5, 193.09
See application file for complete search history.

(56) **References Cited**

U.S. PATENT DOCUMENTS

6,886,872 B2 * 5/2005 Matsumoto et al. 293/115
D590,755 S * 4/2009 Habib D12/169
D597,453 S * 8/2009 Varga D12/169

D599,721 S * 9/2009 Jung et al. D12/164
D601,468 S * 10/2009 Varga D12/164
D626,469 S * 11/2010 Yanase D12/169
D633,013 S * 2/2011 Bauer et al. D12/169
D637,945 S * 5/2011 Nakagawa D12/169
D643,350 S * 8/2011 Furst D12/169
D656,871 S * 4/2012 Fetherston et al. D12/169
D664,901 S * 8/2012 Futschik et al. D12/169
D666,129 S * 8/2012 Iida et al. D12/163
D669,002 S * 10/2012 Davidson et al. D12/164
D669,402 S * 10/2012 Elmitt D12/169
D686,118 S * 7/2013 Thurber D12/169
D687,356 S * 8/2013 Weil D12/169
D692,810 S * 11/2013 Tada et al. D12/169
D695,654 S * 12/2013 Kobayashi et al. D12/169
D699,166 S * 2/2014 Abe et al. D12/169
D711,796 S * 8/2014 Futschik et al. D12/169
D712,801 S * 9/2014 Kobayashi D12/169
2011/0049913 A1 * 3/2011 Bernt et al. 293/102

* cited by examiner

Primary Examiner — Cathron Brooks

Assistant Examiner — Clese Moore, Jr.

(74) *Attorney, Agent, or Firm* — Rader, Fishman & Grauer PLLC

(57) **CLAIM**


The ornamental design for a front end portion of a vehicle, as shown and described.


DESCRIPTION

FIG. 1 is a left front 3/4 view of a front end portion of a vehicle; FIG. 2 is a right front 3/4 view of front end portion of a vehicle; FIG. 3 is a left side view of front end portion of a vehicle; FIG. 4 is right side view of front end portion of a vehicle; and, FIG. 5 is a front view of front end portion of a vehicle.

The portions of the figures shown with diagonal lines are for the purpose of illustrating environmental structure and form no part of the claimed design.

1 Claim, 5 Drawing Sheets








FIG. 2




FIG. 3

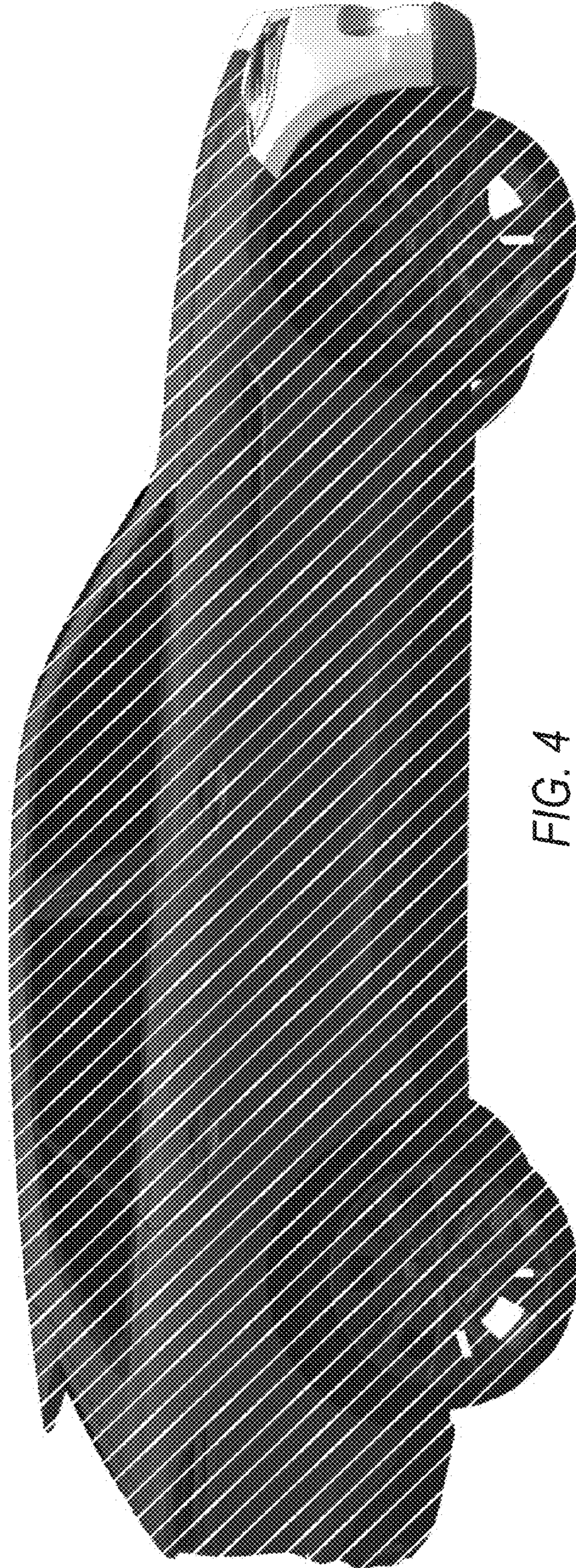


FIG. 4




FIG. 5