



US00D725004S

(12) **United States Design Patent**  
**Kobayashi**

(10) **Patent No.:** **US D725,004 S**  
(45) **Date of Patent:** **\*\* Mar. 24, 2015**

- (54) **FRONT GRILL FOR AUTOMOBILE**
- (71) Applicant: **Fuji Jukogyo Kabushiki Kaisha**, Tokyo (JP)
- (72) Inventor: **Hiroyuki Kobayashi**, Tokyo (JP)
- (73) Assignee: **Fuji Jukogyo Kabushiki Kaisha**, Tokyo (JP)
- (\*\*) Term: **14 Years**
- (21) Appl. No.: **29/494,873**
- (22) Filed: **Jun. 25, 2014**

D604,210	S	*	11/2009	Kim	.....	D12/163
D630,975	S	*	1/2011	Sperling et al.	.....	D12/163
D631,405	S	*	1/2011	Kuze	.....	D12/163
8,157,303	B2	*	4/2012	Fortin	.....	293/115
D664,480	S	*	7/2012	Platto et al.	.....	D12/163
D678,140	S	*	3/2013	Hamilton et al.	.....	D12/169
D680,920	S	*	4/2013	Jara	.....	D12/163
D698,705	S	*	2/2014	Rupar	.....	D12/163

- (30) **Foreign Application Priority Data**
- Dec. 25, 2013 (JP) ..... 2013-030325
- (51) **LOC (10) Cl.** ..... **12-16**
- (52) **U.S. Cl.**
- USPC ..... **D12/163; D12/171**
- (58) **Field of Classification Search**
- CPC B60R 19/52; B60R 2019/525; B60K 11/085;  
B62D 25/084; H01Q 1/32
- USPC ..... D12/86, 90, 91, 92, 163, 169, 196, 171,  
D12/216; 180/68.1, 68.6; 296/193.11
- See application file for complete search history.

**FOREIGN PATENT DOCUMENTS**

JP	2012126270	A	*	7/2012	.....	B60R 19/52
JP	2013166502	A	*	8/2013	.....	B60R 19/52
WO	WO 2007090572	A1	*	8/2007	.....	B60R 19/52

\* cited by examiner

*Primary Examiner* — Philip S Hyder  
*Assistant Examiner* — Darlington Ly  
(74) *Attorney, Agent, or Firm* — Schiff Hardin LLP

- (56) **References Cited**
- U.S. PATENT DOCUMENTS**
- 6,328,358 B1 \* 12/2001 Berweiler ..... 293/115
- 7,152,915 B2 \* 12/2006 Diehl et al. .... 296/193.1
- D538,716 S \* 3/2007 Hogios ..... D12/163
- D598,335 S \* 8/2009 George et al. .... D12/163
- D603,305 S \* 11/2009 Woolley et al. .... D12/163

(57) **CLAIM**  
The ornamental design for a front grill for automobile, as shown and described.

**DESCRIPTION**

FIG. 1 is a front perspective view for a “front grill for automobile” showing my new design,  
FIG. 2 is a rear perspective view thereof,  
FIG. 3 is a front view thereof,  
FIG. 4 is a rear view thereof,  
FIG. 5 is a left-side view thereof,  
FIG. 6 is a right-side view thereof,  
FIG. 7 is a top view thereof; and,  
FIG. 8 is a bottom view thereof.

**1 Claim, 8 Drawing Sheets**




Fig. 1




Fig. 2

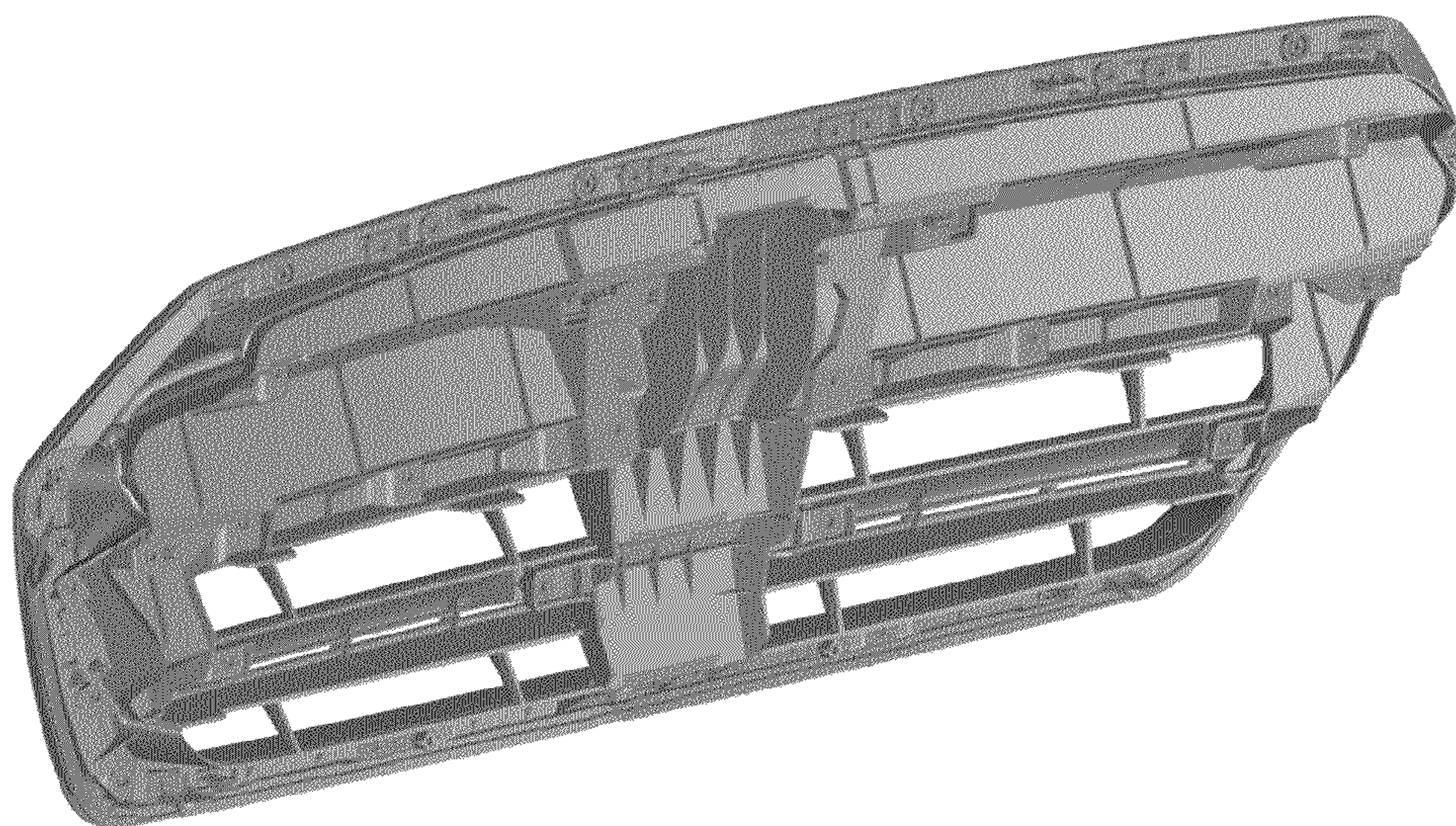


Fig. 3




Fig. 4

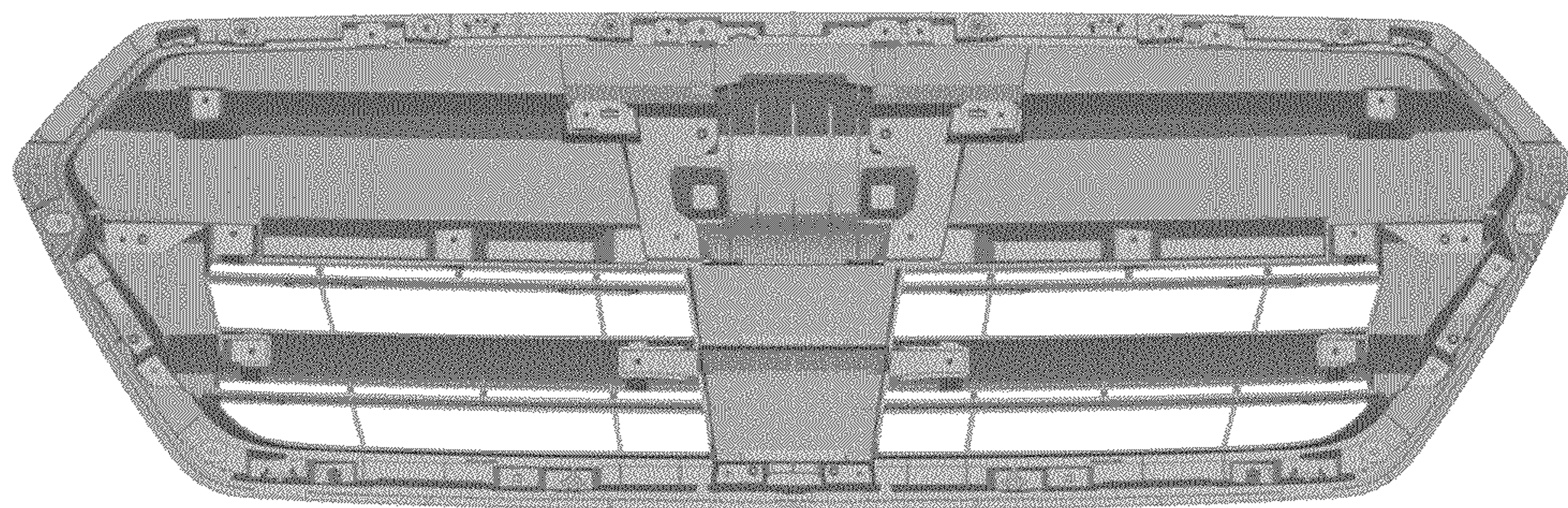


Fig. 5




Fig. 6

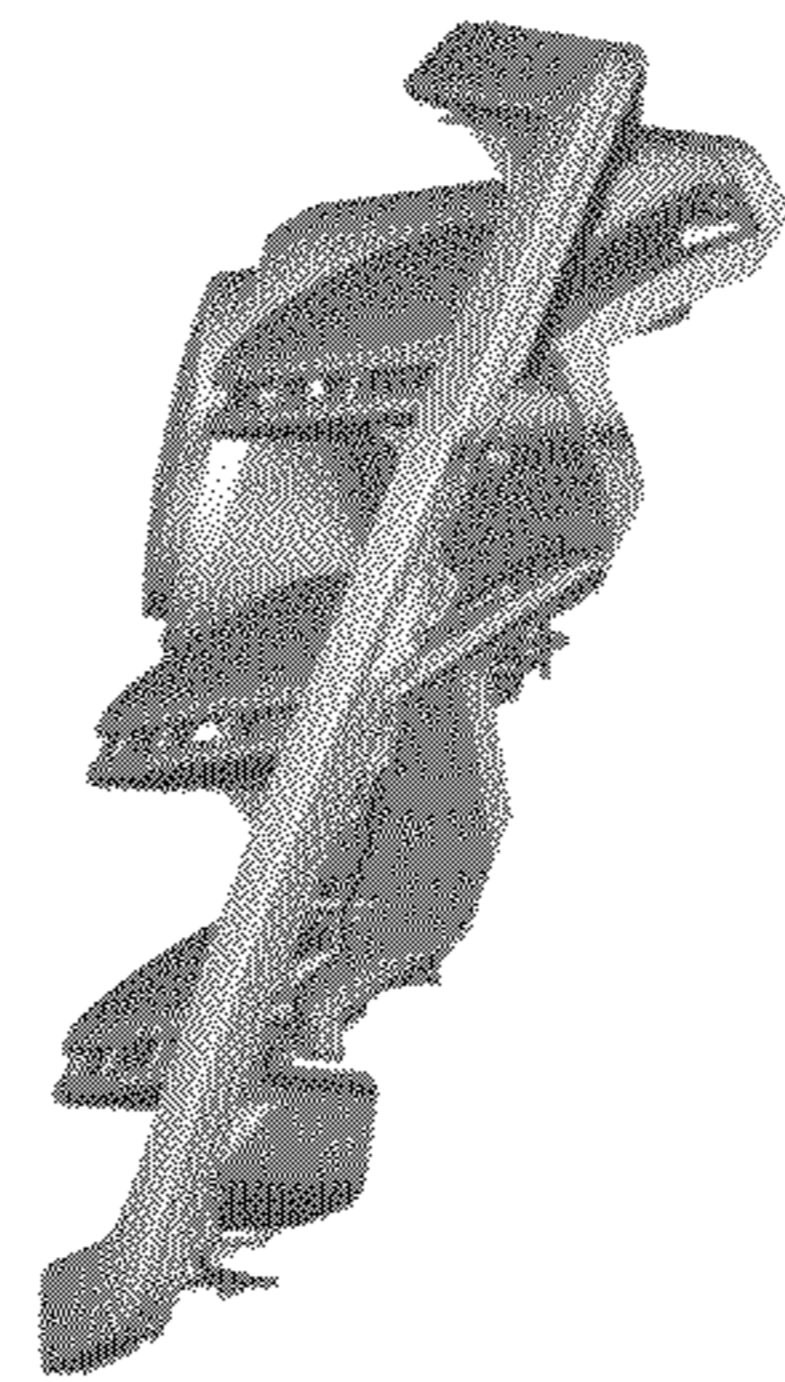


Fig. 7






Fig. 8

