



US00D724999S

(12) **United States Design Patent**
Murray et al.

(10) **Patent No.:** **US D724,999 S**
(45) **Date of Patent:** **** Mar. 24, 2015**

(54) **AUTOMOBILE**

(56) **References Cited**

(71) Applicants: **Gordon Murray**, Surrey (GB); **Frank Coppuck**, Surrey (GB); **Kevin Richards**, Surrey (GB); **Andrew Jones**, Surrey (GB); **Zachary Seward**, Surrey (GB); **Paul Gabe**, Surrey (GB); **Masato Suzuki**, Shizuoka-ken (JP)

U.S. PATENT DOCUMENTS

D490,019	S	*	5/2004	Sakae	D12/91
D504,087	S	*	4/2005	Hakamata et al.	D12/91
D504,639	S	*	5/2005	Oishi et al.	D12/91
D532,337	S	*	11/2006	Hakamata et al.	D12/91
D540,214	S	*	4/2007	Nakai et al.	D12/91
D551,119	S	*	9/2007	Okamoto	D12/91
D563,275	S	*	3/2008	Kim et al.	D12/91
D567,713	S	*	4/2008	Ohishi et al.	D12/91
D568,210	S	*	5/2008	Ohishi et al.	D12/91
D572,628	S	*	7/2008	Nakajima	D12/90
D619,931	S	*	7/2010	Arnell	D12/86
7,988,453	B2	*	8/2011	Loo et al.	439/34
8,011,718	B2	*	9/2011	Tsuyuzaki et al.	296/203.04
D657,716	S	*	4/2012	Cartabiano et al.	D12/91
D713,297	S	*	9/2014	Bose et al.	D12/91

(72) Inventors: **Gordon Murray**, Surrey (GB); **Frank Coppuck**, Surrey (GB); **Kevin Richards**, Surrey (GB); **Andrew Jones**, Surrey (GB); **Zachary Seward**, Surrey (GB); **Paul Gabe**, Surrey (GB); **Masato Suzuki**, Shizuoka-ken (JP)

* cited by examiner

(73) Assignee: **Yamaha Hatsudoki Kabushiki Kaisha** (JP)

Primary Examiner — Melody N Brown

(74) *Attorney, Agent, or Firm* — Ostrolenk Faber LLP

(**) Term: **14 Years**

(57) **CLAIM**

The ornamental design for an automobile, as shown and described.

(21) Appl. No.: **29/477,818**

DESCRIPTION

(22) Filed: **Dec. 27, 2013**

FIG. 1 is a left side, front, perspective view of an automobile showing our new design;

(30) **Foreign Application Priority Data**

Jun. 28, 2013 (JP) 2013-014661

FIG. 2 is a right side, rear, perspective view thereof;

(51) **LOC (10) Cl.** **12-08**

FIG. 3 is a left side view thereof;

(52) **U.S. Cl.**
USPC **D12/91**; D12/90

FIG. 4 is a right side view thereof;

(58) **Field of Classification Search**
USPC D12/86, 90-92; D21/421, 433, 434;
296/181.1, 181.5

FIG. 5 is a front view thereof;


FIG. 6 is a rear view thereof; and,

FIG. 7 is a top view thereof.

No bottom view thereof is illustrated. The bottom of the automobile not shown in the drawing forms no part of the claimed design.

See application file for complete search history.

1 Claim, 7 Drawing Sheets



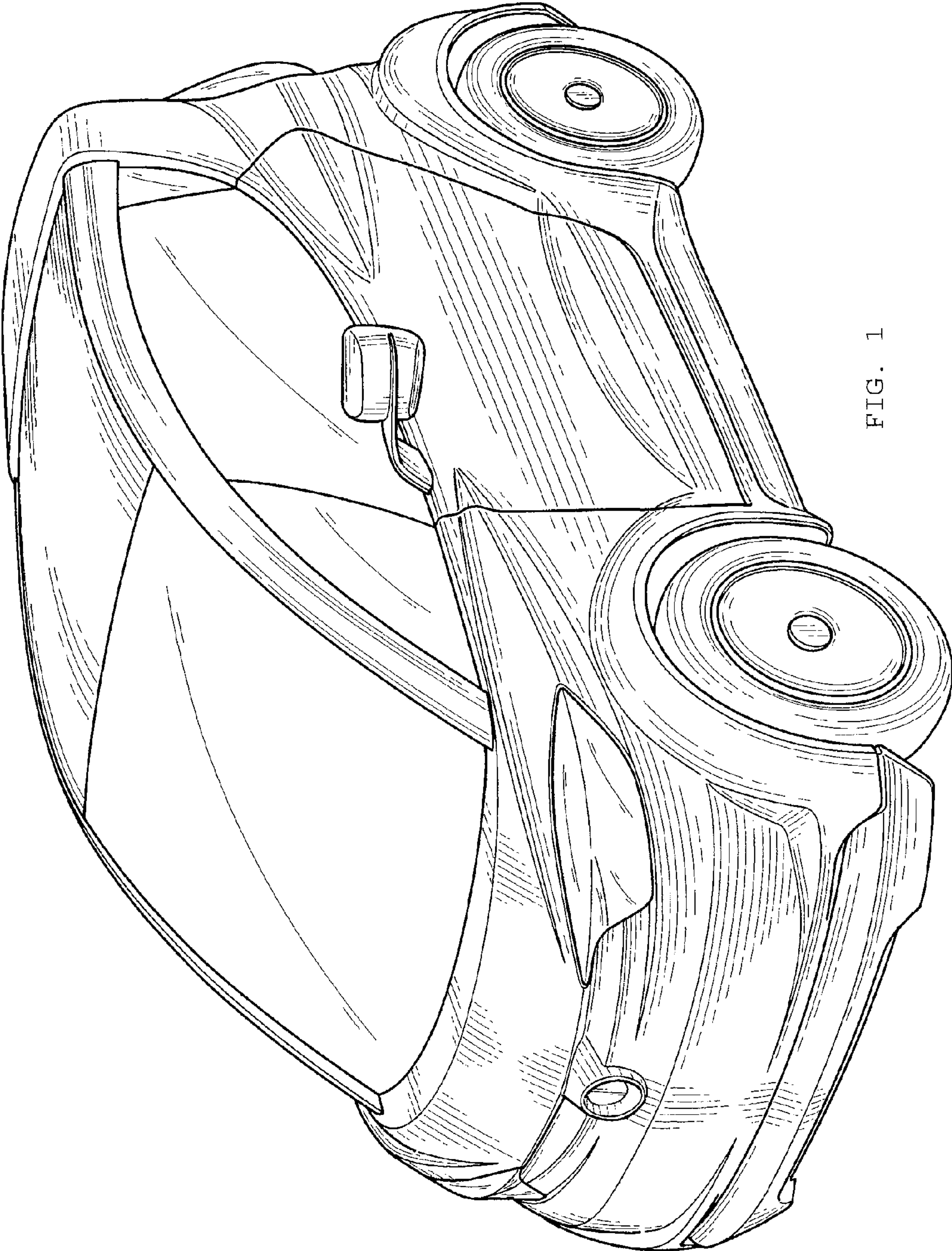


FIG. 1

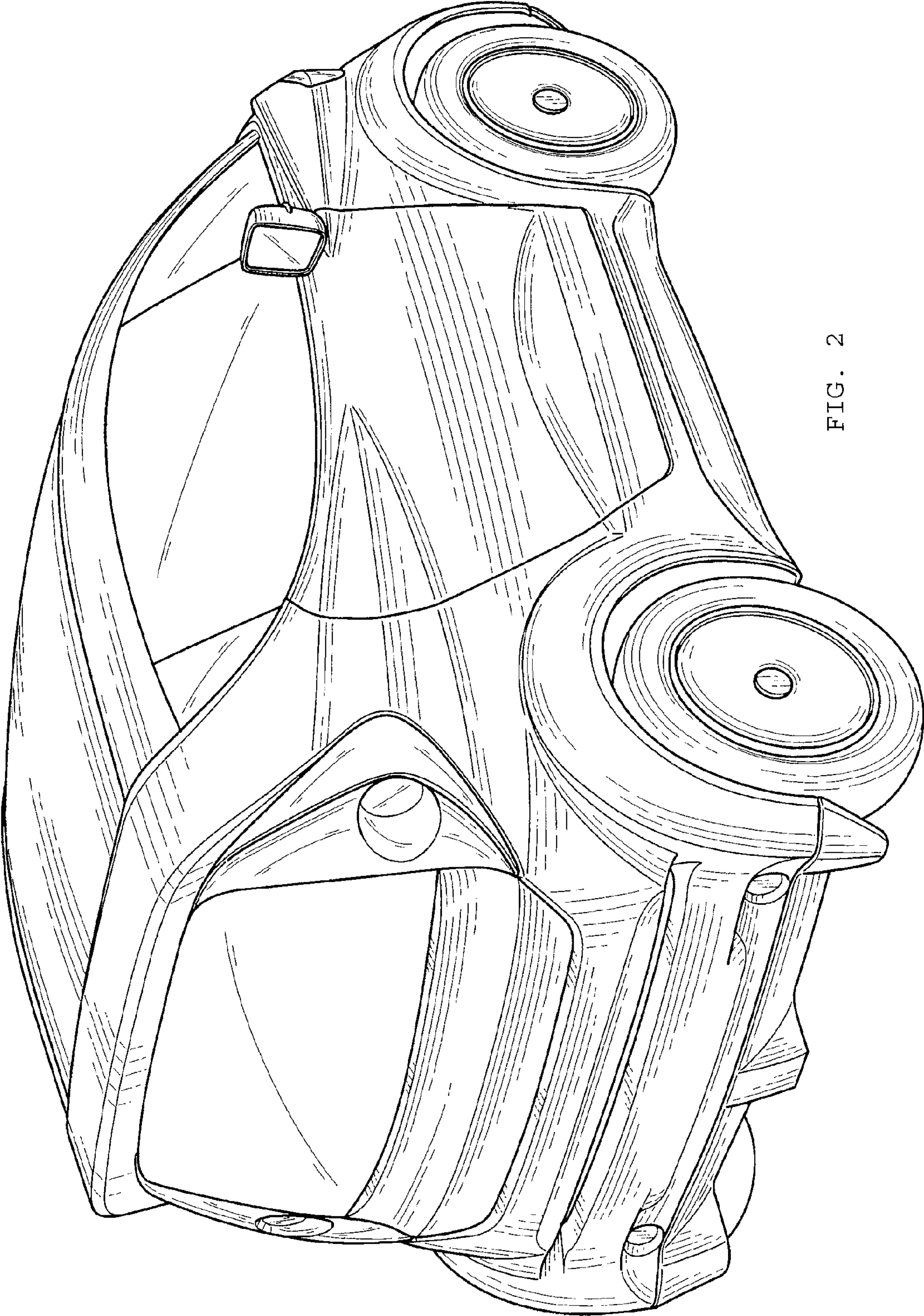


FIG. 2

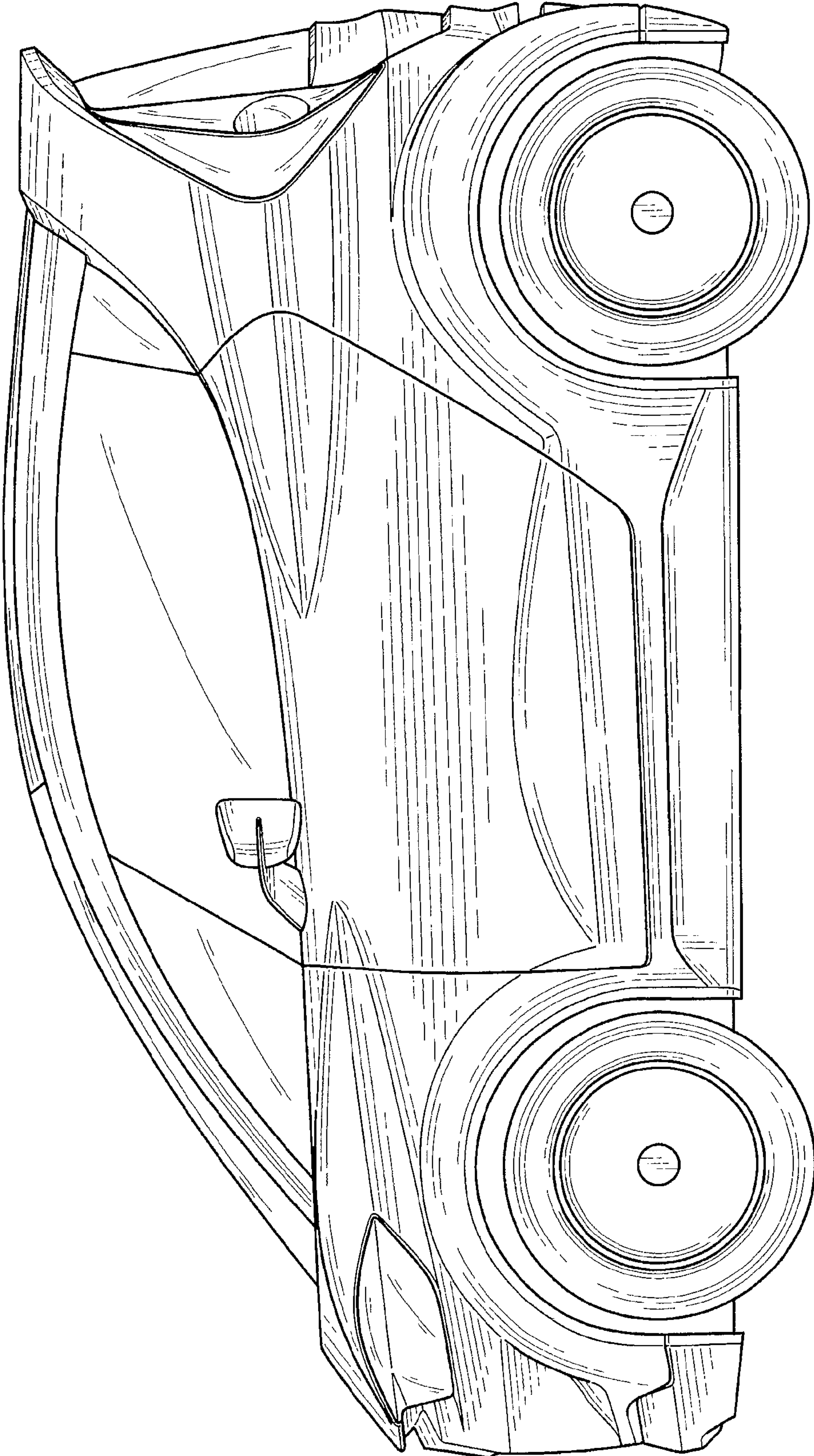


FIG. 3

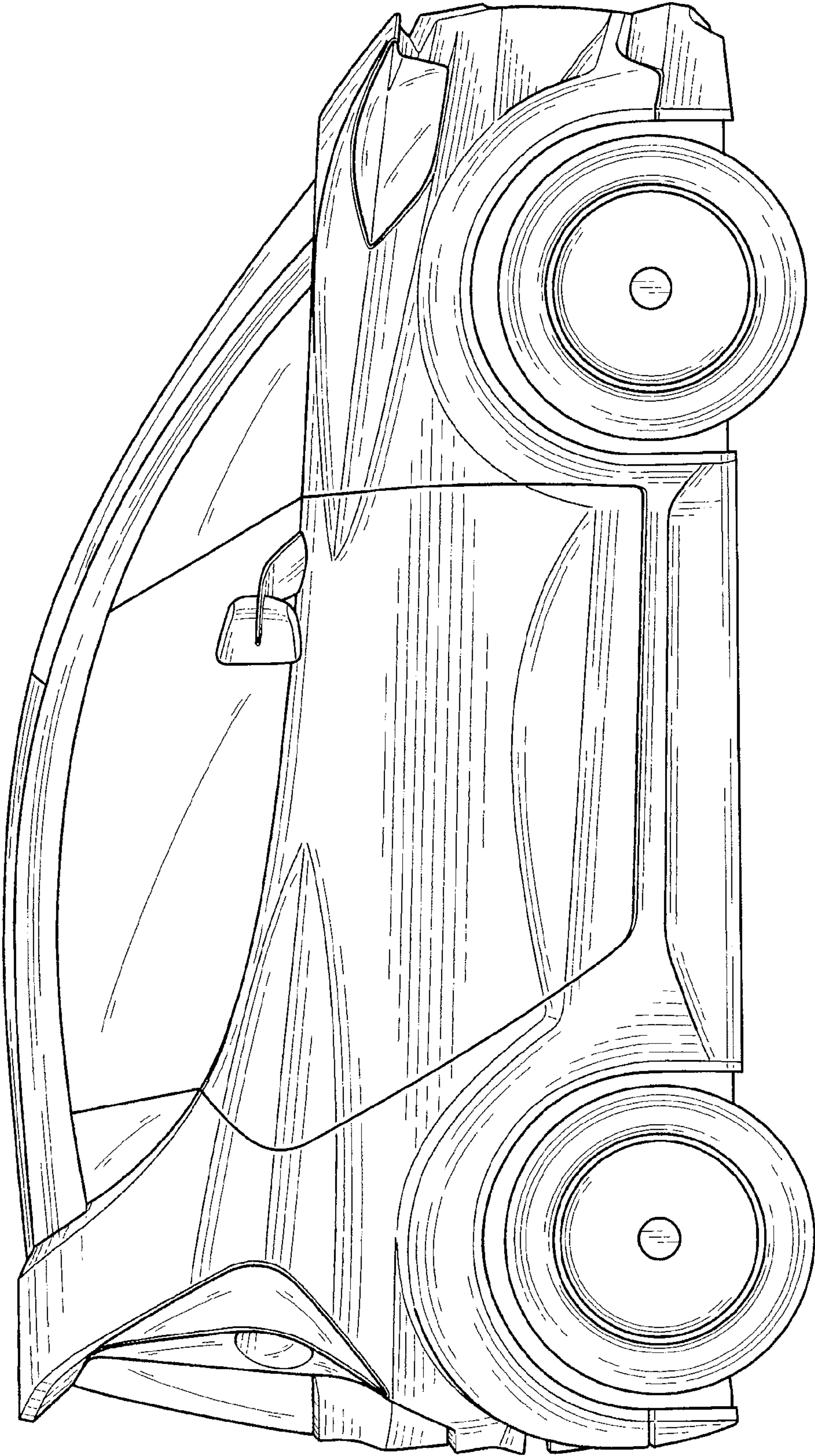


FIG. 4

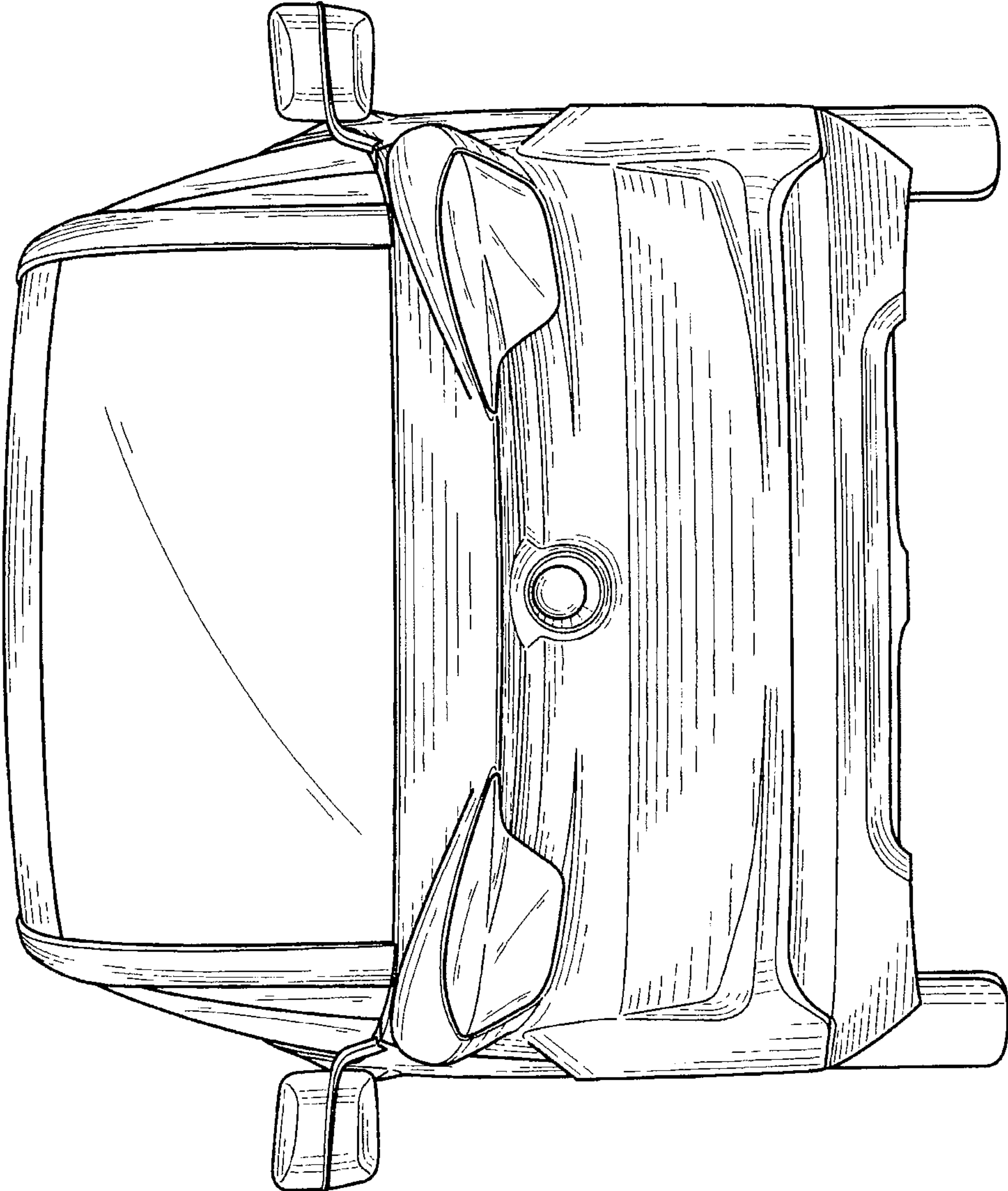


FIG. 5

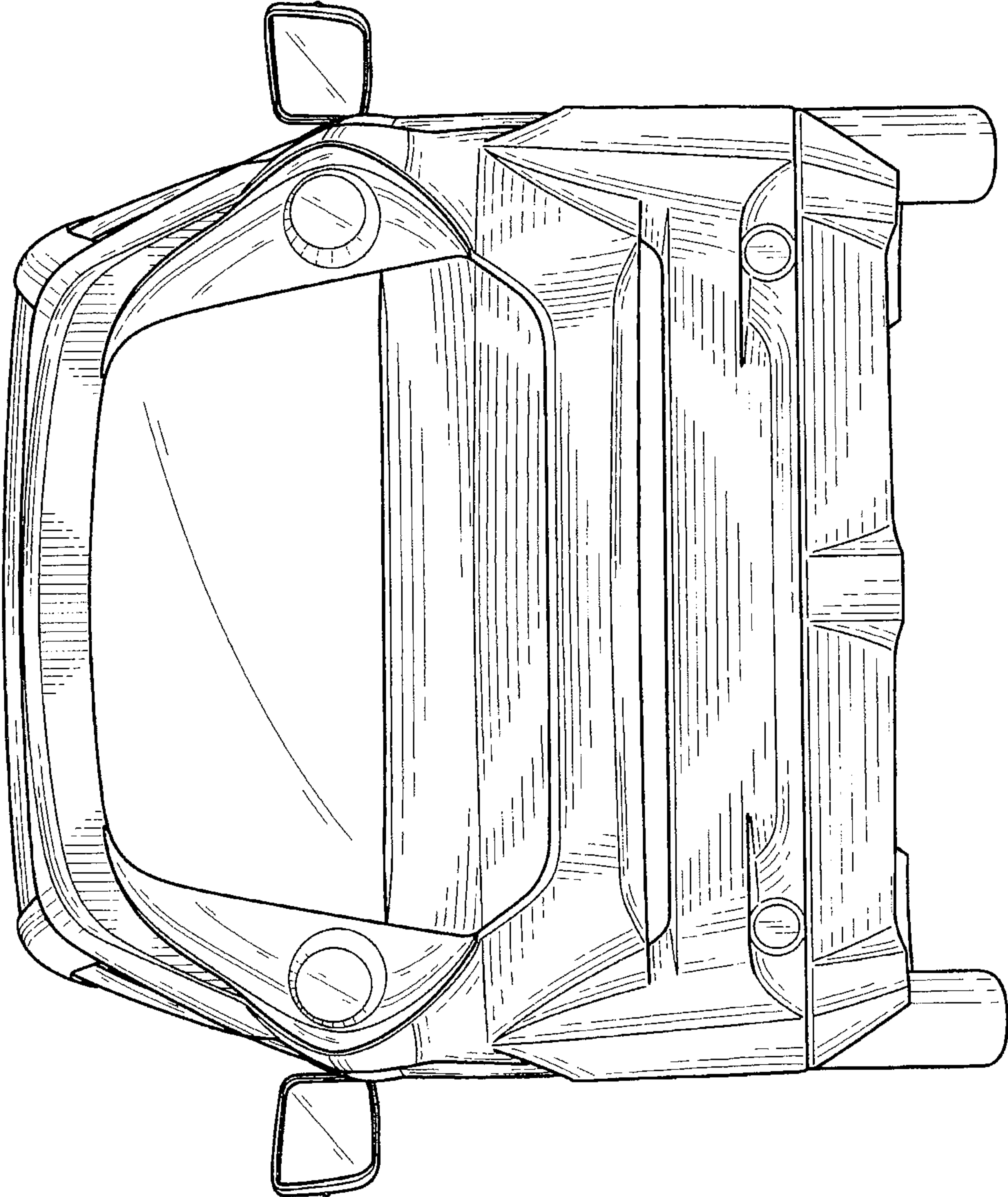


FIG. 6

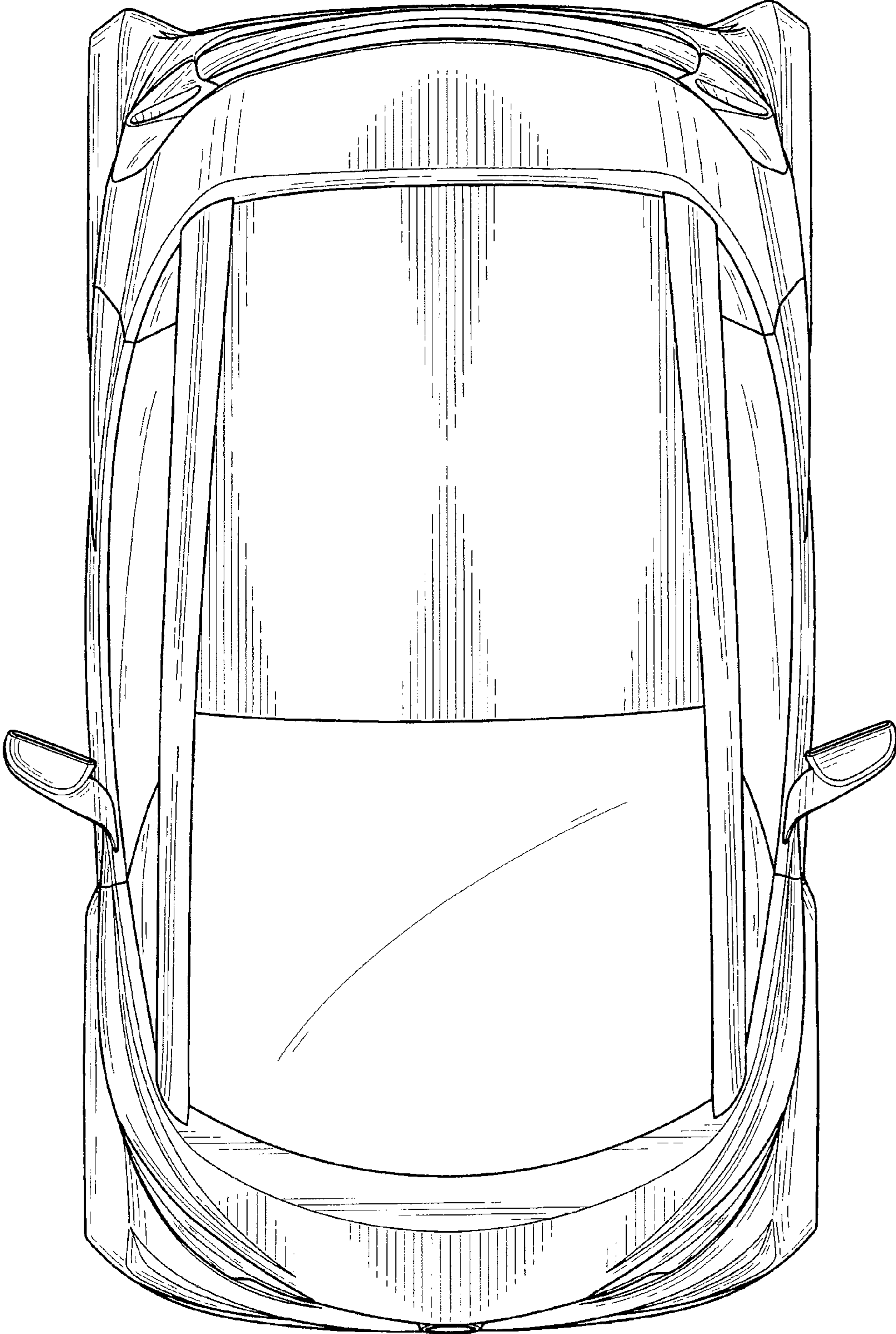


FIG. 7