



US00D724960S

(12) **United States Design Patent**
Shim

(10) **Patent No.:** **US D724,960 S**
(45) **Date of Patent:** **** Mar. 24, 2015**

(54) **DESKTOP CLOCK**

(71) Applicant: **Hyun Shim**, Busan (KR)

(72) Inventor: **Hyun Shim**, Busan (KR)

(**) Term: **14 Years**

(21) Appl. No.: **29/494,653**

(22) Filed: **Jun. 23, 2014**

(30) **Foreign Application Priority Data**

Dec. 24, 2013 (KR) 30-2013-0064998

(51) **LOC (10) Cl.** **10-01**

(52) **U.S. Cl.**
USPC **D10/22; D10/23; D10/127**

(58) **Field of Classification Search**
CPC G04B 19/00; G04B 19/04; G04B 19/044;
G04B 37/00; G04B 37/0058; G04B 37/14;
G04B 37/1473; G04B 45/0069; G04B 47/04;
G04B 47/048
USPC D10/1-29, 122-132, 57, 68, 30-39;
D19/62, 64; 368/10, 76, 80, 88, 223,
368/228, 238, 276, 309, 316, 317; 434/304;
472/12; 446/343, 451, 468
See application file for complete search history.

(56) **References Cited**

U.S. PATENT DOCUMENTS

D4,912 S * 5/1871 Tyler D10/22
2,415,012 A * 1/1947 James 446/486
D179,949 S * 3/1957 Malsed D21/592

2,862,330 A * 12/1958 Malsed 446/451
D187,076 S * 1/1960 Anderson et al. D10/22
3,176,431 A * 4/1965 Richardson et al. 446/343
D258,725 S * 3/1981 Hocq D10/22
D261,993 S * 11/1981 Lubs D10/23
D264,442 S * 5/1982 Diskin D10/22
D264,443 S * 5/1982 Diskin D10/22
D278,313 S * 4/1985 Progin D10/23
D278,889 S * 5/1985 McCain D10/15
4,828,532 A * 5/1989 Tarlow et al. 472/12
D309,580 S * 7/1990 Aoki et al. D10/68
D310,037 S * 8/1990 Aoki et al. D10/57
D317,576 S * 6/1991 Aoki et al. D10/15
D322,942 S * 1/1992 Tse D10/23
D325,872 S * 5/1992 Phillips D10/1
D475,299 S * 6/2003 Chan D10/1
7,156,716 B1 * 1/2007 Belykh 446/486

* cited by examiner

Primary Examiner — Martie K Holtje

(74) *Attorney, Agent, or Firm* — Lucas & Mercanti, LLP

(57) **CLAIM**

The ornamental design for a desktop clock, as shown and described.

DESCRIPTION

FIG. 1 is a front perspective view of a desktop clock showing my new design;

FIG. 2 is a front view thereof;

FIG. 3 is a rear view thereof;

FIG. 4 is a left side view thereof;

FIG. 5 is a right side view thereof;

FIG. 6 is a top view thereof; and,

FIG. 7 is a bottom view thereof.

1 Claim, 7 Drawing Sheets




Figure 1




Figure 2




Figure 3




Figure 4




Figure 5




Figure 6



Figure 7

