



US00D724950S

(12) **United States Design Patent**
Janney

(10) **Patent No.:** **US D724,950 S**
(45) **Date of Patent:** **** Mar. 24, 2015**

(54) **BOTTLE**

(71) Applicant: **John C. Janney**, San Antonio, TX (US)

(72) Inventor: **John C. Janney**, San Antonio, TX (US)

(73) Assignee: **HEB Grocery Company, LP**, San Antonio, TX (US)

(**) Term: **14 Years**

(21) Appl. No.: **29/443,283**

(22) Filed: **Jan. 15, 2013**

(51) **LOC (10) Cl.** **09-01**

(52) **U.S. Cl.**
USPC **D9/528**

(58) **Field of Classification Search**
CPC B65D 1/023; B65D 1/0223; B65D 1/165;
B65D 1/40; B65D 1/44; B65D 7/04; B65D
25/00; B65D 25/28; B65D 41/0457; B65D
41/17; B65D 53/06; B65D 75/56; B65D
79/005; B65D 2501/0036; B65D 2543/00064;
B65D 2543/00074; B65D 2543/00083; B65D
2543/00092; B65D 2543/00101; B65D
2543/00111
USPC D9/516, 523, 528, 530, 531, 540, 543,
D9/575; 215/381-385; 220/660, 669, 679,
220/752
See application file for complete search history.

D426,467 S 6/2000 Harrity et al.
D426,468 S 6/2000 Harrity et al.
D429,165 S 8/2000 Zagg et al.
D454,069 S 3/2002 Guislain
D454,072 S 3/2002 Harrity et al.
D475,627 S 6/2003 Calello et al.
D524,660 S * 7/2006 Floyd et al. D9/550
D531,908 S 11/2006 Mauers
D543,854 S * 6/2007 Conway D9/523
D568,750 S * 5/2008 Medema D9/528
D576,046 S 9/2008 Cardinal et al.
D583,244 S 12/2008 Weyland et al.
D585,295 S 1/2009 Mayers et al.
D594,334 S 6/2009 Casey et al.
D594,341 S 6/2009 Casey et al.
D597,843 S * 8/2009 Franzolin et al. D9/531
D609,577 S 2/2010 Mayers et al.
D609,578 S 2/2010 Mayers et al.
D627,655 S * 11/2010 McNabb et al. D9/543
D663,627 S * 7/2012 Castillo Higareda et al. . D9/543
D685,643 S * 7/2013 Kallenbach et al. D9/534
D693,691 S * 11/2013 Nachtsheim et al. D9/523

* cited by examiner

Primary Examiner — Keli L Hill
(74) *Attorney, Agent, or Firm* — Vinson & Elkins LLP

(57) **CLAIM**
The ornamental design for a bottle, as shown and described.

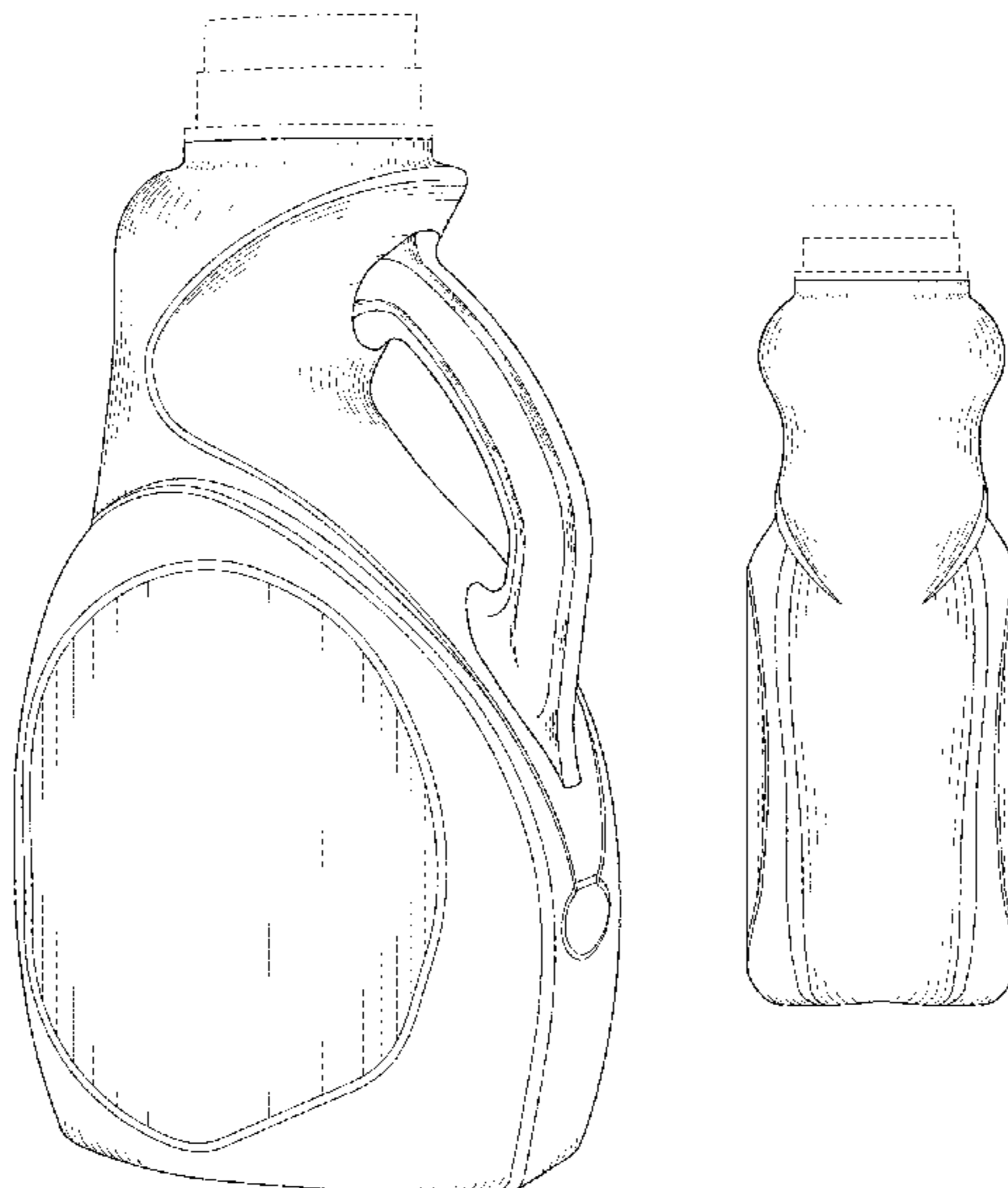
DESCRIPTION

FIG. 1 is a perspective view of my bottle design;
FIG. 2 is a front view of my bottle design;
FIG. 3 is a rear view of my bottle design;
FIG. 4 is a right side view of my bottle design;
FIG. 5 is a left side view of my bottle design;
FIG. 6 is a bottom view of my drink design; and,
FIG. 7 is a top view of my bottle design.
The broken lines shown are included for the purpose of illustrating portions of the bottle that form no part of the claim.

1 Claim, 3 Drawing Sheets

(56) **References Cited**
U.S. PATENT DOCUMENTS

D207,797 S * 5/1967 Roberts D9/528
D216,582 S * 2/1970 Beeman D9/528
D358,098 S * 5/1995 Carre et al. D9/529
D380,684 S * 7/1997 Del Bianco D9/543
D424,945 S 5/2000 Guislain



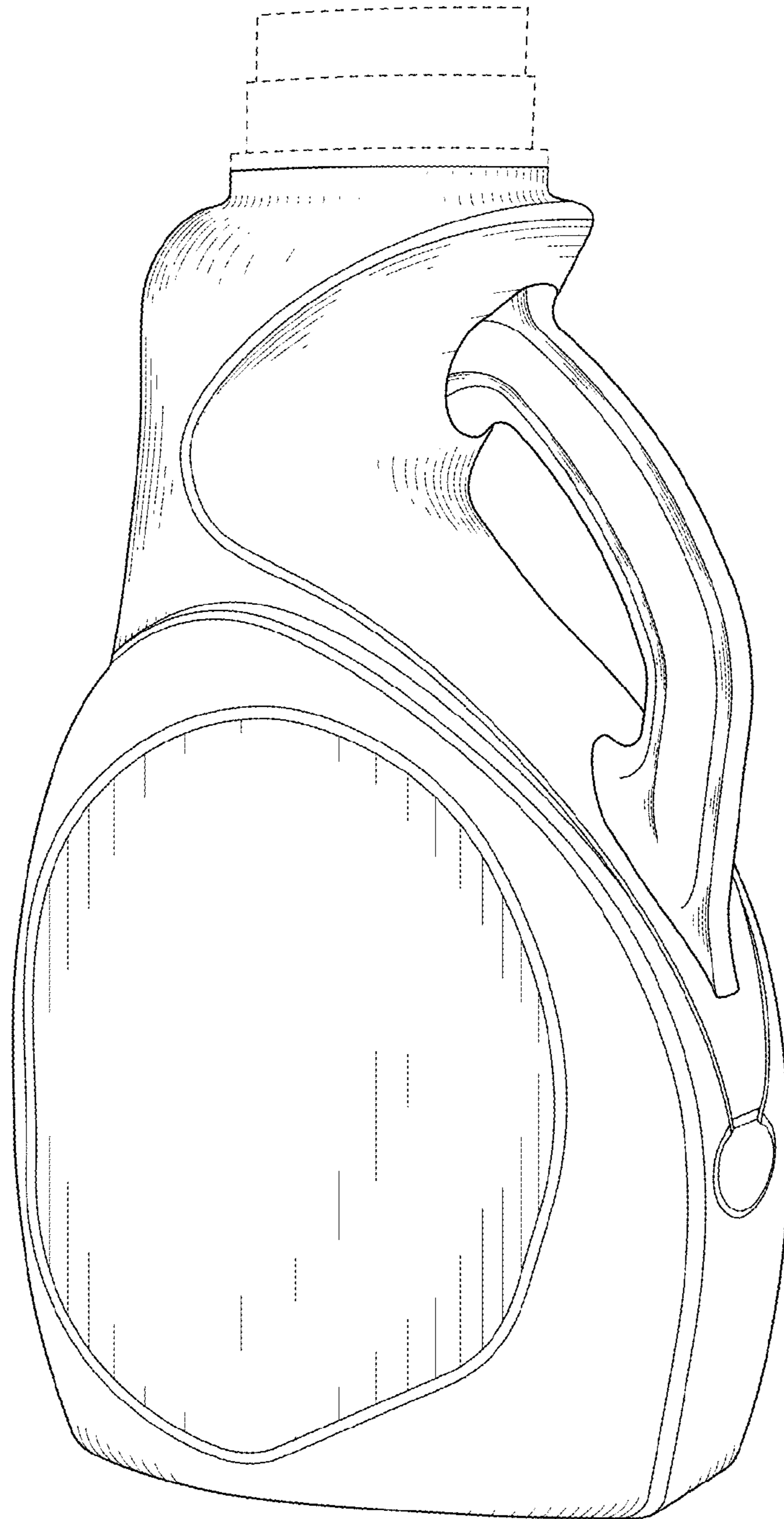


FIG. 1

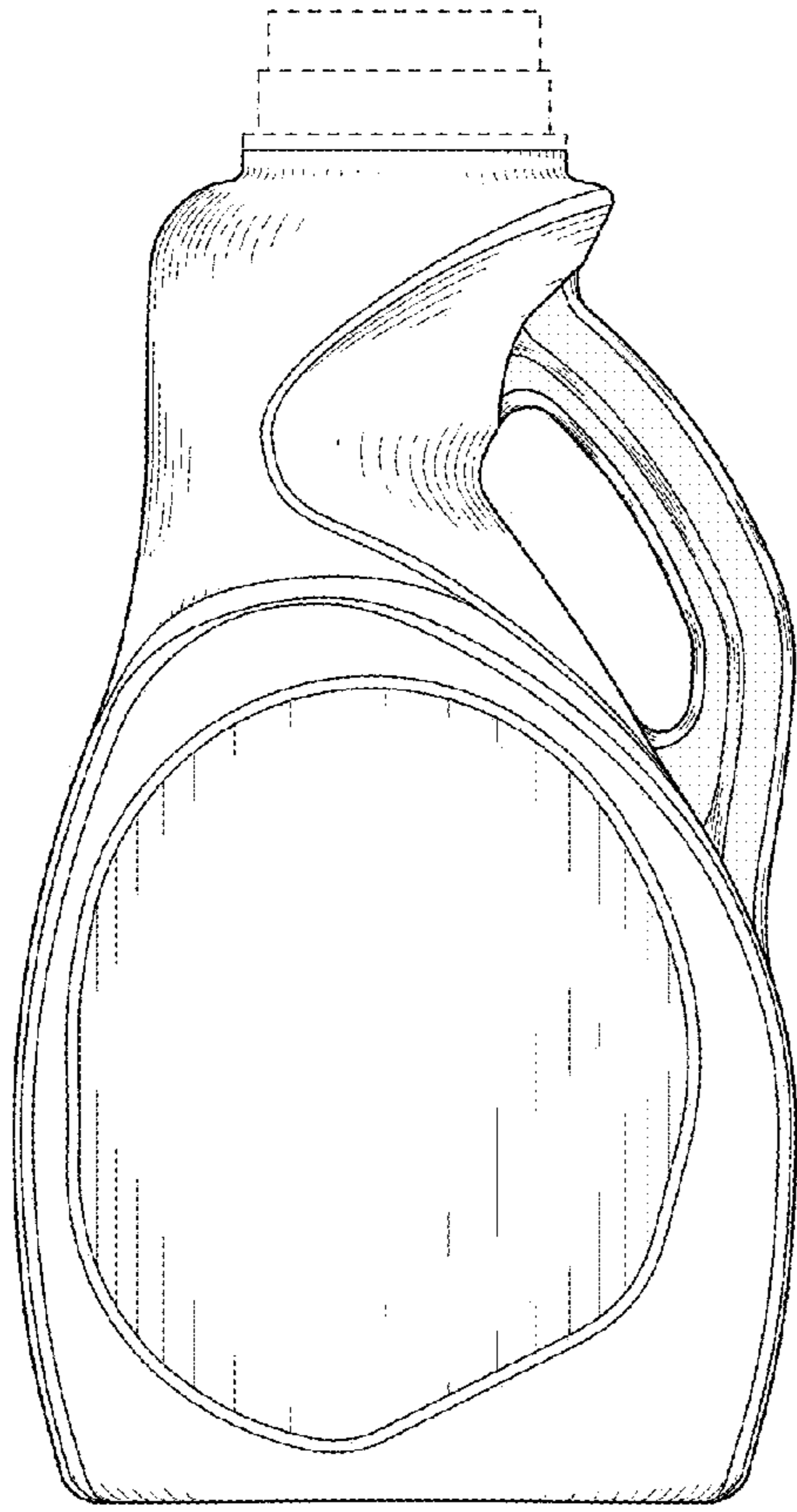


FIG. 2

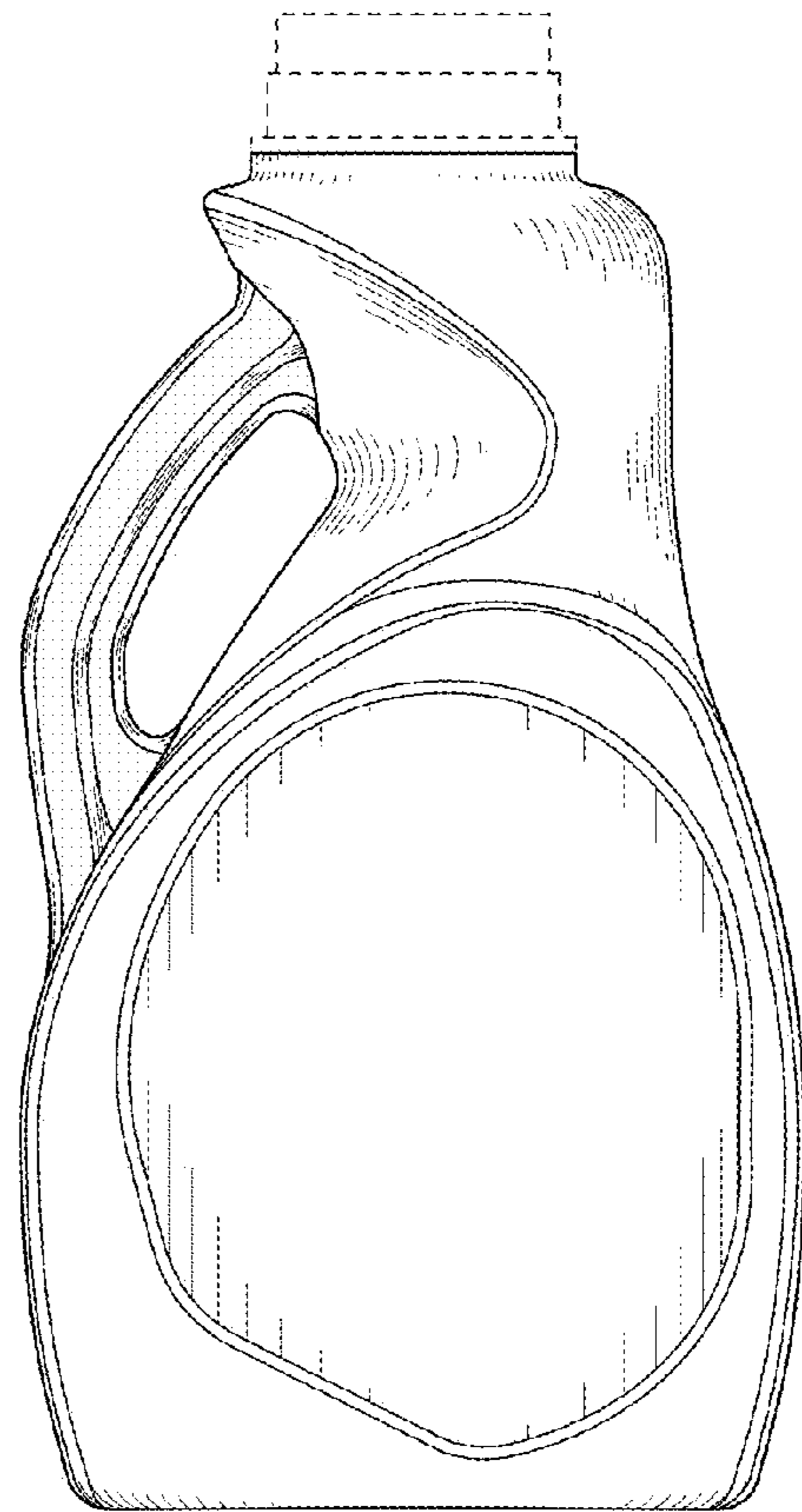


FIG. 3

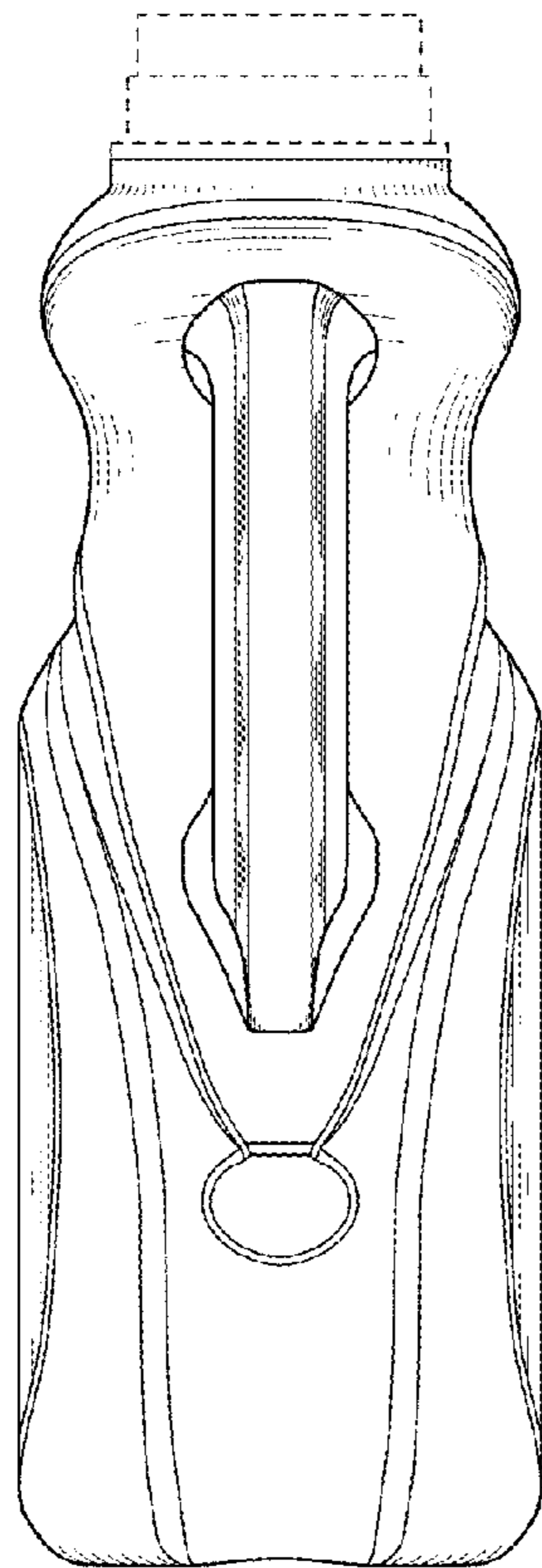


FIG. 4

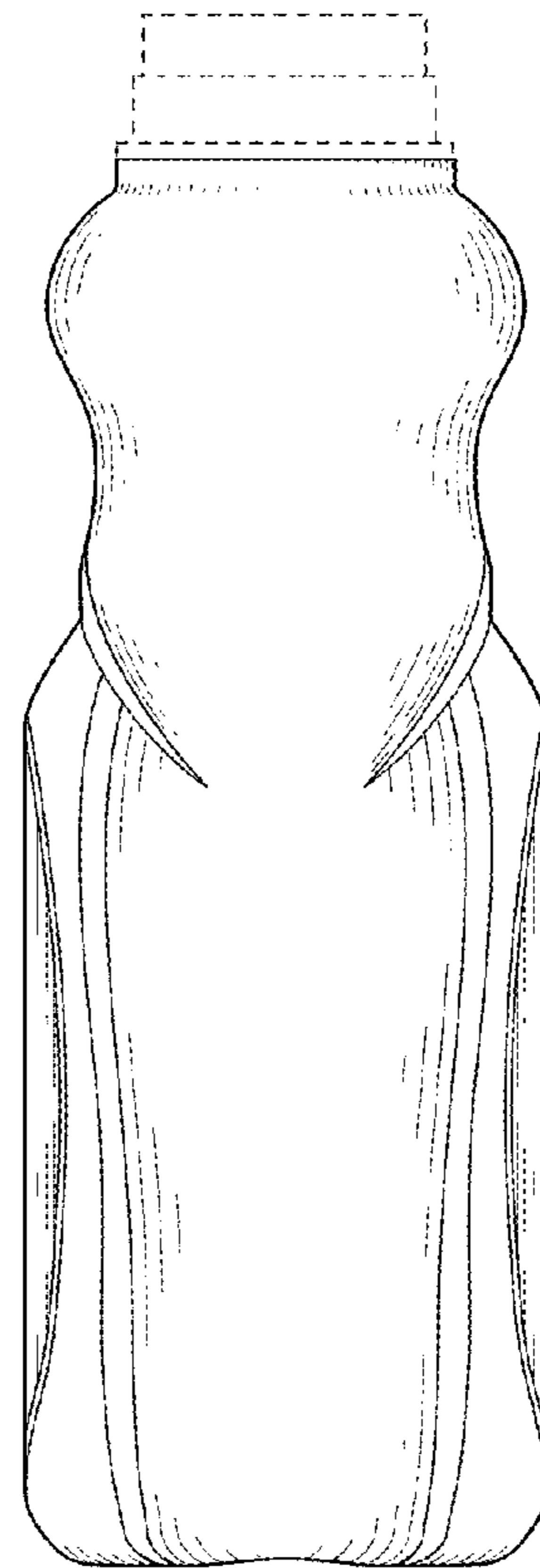


FIG. 5

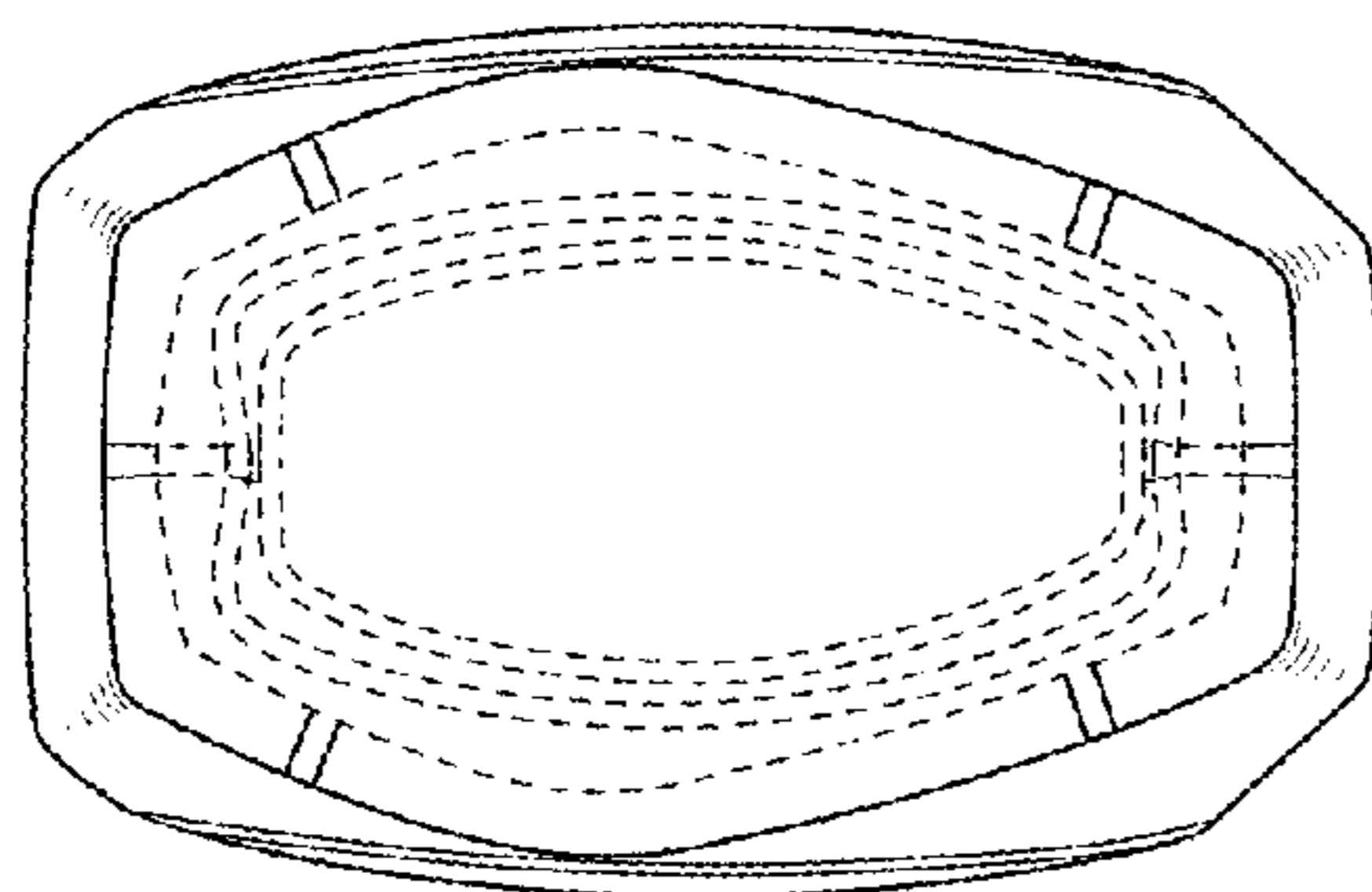


FIG. 6

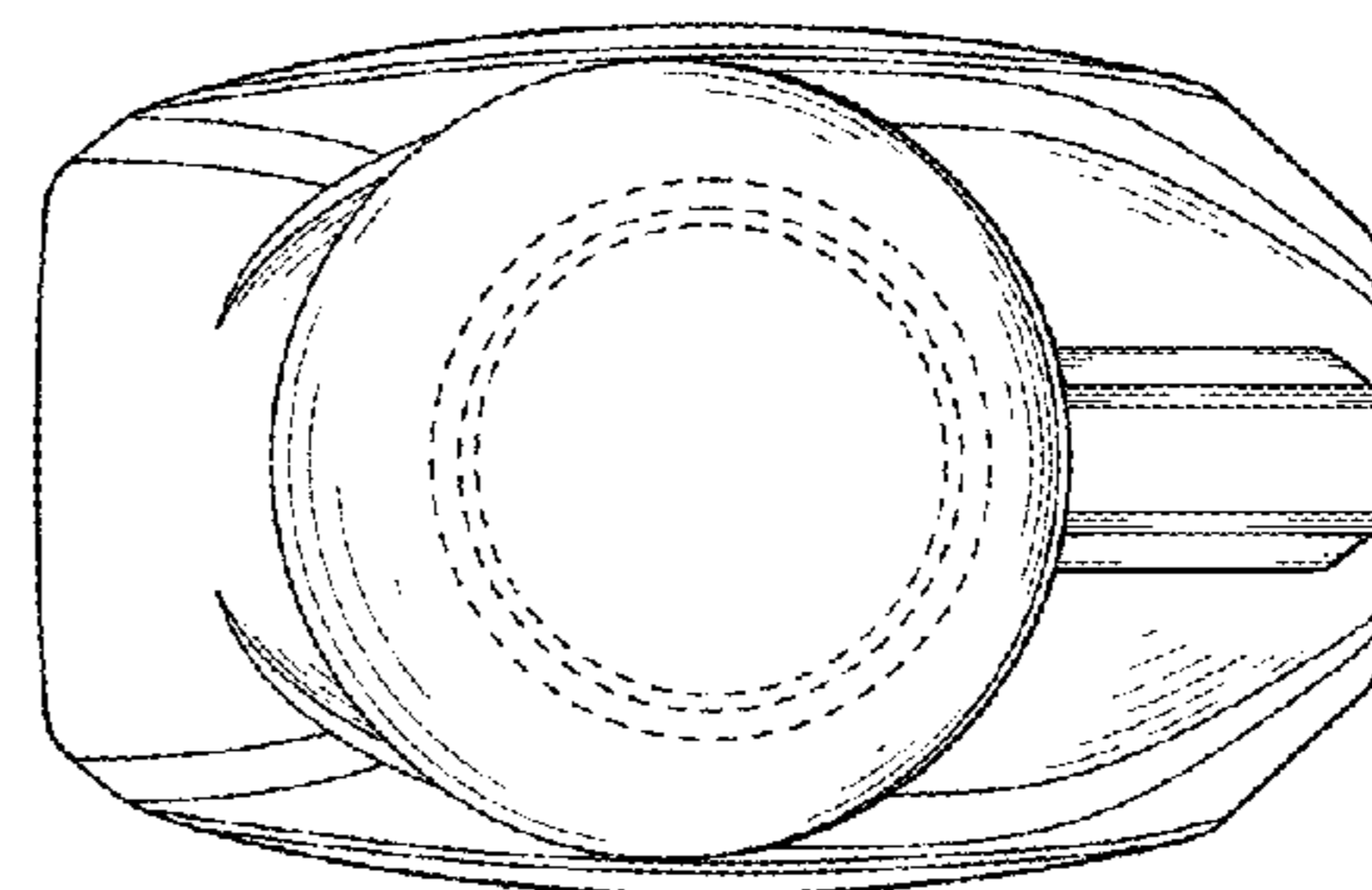


FIG. 7