



US00D724941S

(12) **United States Design Patent**
Mattila et al.

(10) **Patent No.:** **US D724,941 S**
(45) **Date of Patent:** **** Mar. 24, 2015**

(54) **PACKAGING**

(71) Applicant: **Nokia Corporation**, Espoo (FI)

(72) Inventors: **Mika Mattila**, Tampere (FI); **Toni Sjöblom**, Kaarina (FI)

(73) Assignee: **Nokia Corporation**, Espoo (FI)

(**) Term: **14 Years**

(21) Appl. No.: **29/483,437**

(22) Filed: **Feb. 28, 2014**

(51) **LOC (10) Cl.** **09-03**

(52) **U.S. Cl.**

USPC **D9/432**

(58) **Field of Classification Search**

CPC B65D 5/00; B65D 5/0015; B65D 5/0045;
B65D 5/18; B65D 5/40; B65D 5/2033;
B65D 1/22; B65D 1/225; B65D 1/24; B65D
1/34; B65D 1/38

USPC D9/414-433, 444-445, 456, 519, 529,
D9/560, 715, 718, 748; D7/601, 602, 538,
D7/540, 550.1, 552.1, 554.3, 554.4;
D3/203.5, 202, 207, 210

See application file for complete search history.

(56) **References Cited**

U.S. PATENT DOCUMENTS

| | | | | |
|--------------|---------|-----------|-------|--------|
| D261,110 S * | 10/1981 | Yoshimoto | | D9/432 |
| D342,205 S * | 12/1993 | Ritz | | D9/432 |
| D477,999 S * | 8/2003 | Lloyd | | D9/414 |
| D492,594 S * | 7/2004 | Nash | | D9/415 |
| D553,494 S * | 10/2007 | Dehlin | | D9/432 |
| D593,409 S * | 6/2009 | Blick | | D9/432 |

| | | | | |
|-------------------|---------|-----------------|-------|---------|
| D668,540 S * | 10/2012 | Lutzig | | D9/432 |
| D678,049 S * | 3/2013 | Bakker et al. | | D9/416 |
| D704,545 S * | 5/2014 | Darmon | | D9/414 |
| D713,716 S * | 9/2014 | Oja et al. | | D9/418 |
| 2006/0011498 A1 * | 1/2006 | Giannini et al. | | 206/268 |
| 2008/0149507 A1 * | 6/2008 | Rose et al. | | 206/267 |

* cited by examiner

Primary Examiner — Susan Bennett Hattan

Assistant Examiner — Vy Koenig

(74) *Attorney, Agent, or Firm* — Banner & Witcoff, Ltd.

(57) **CLAIM**

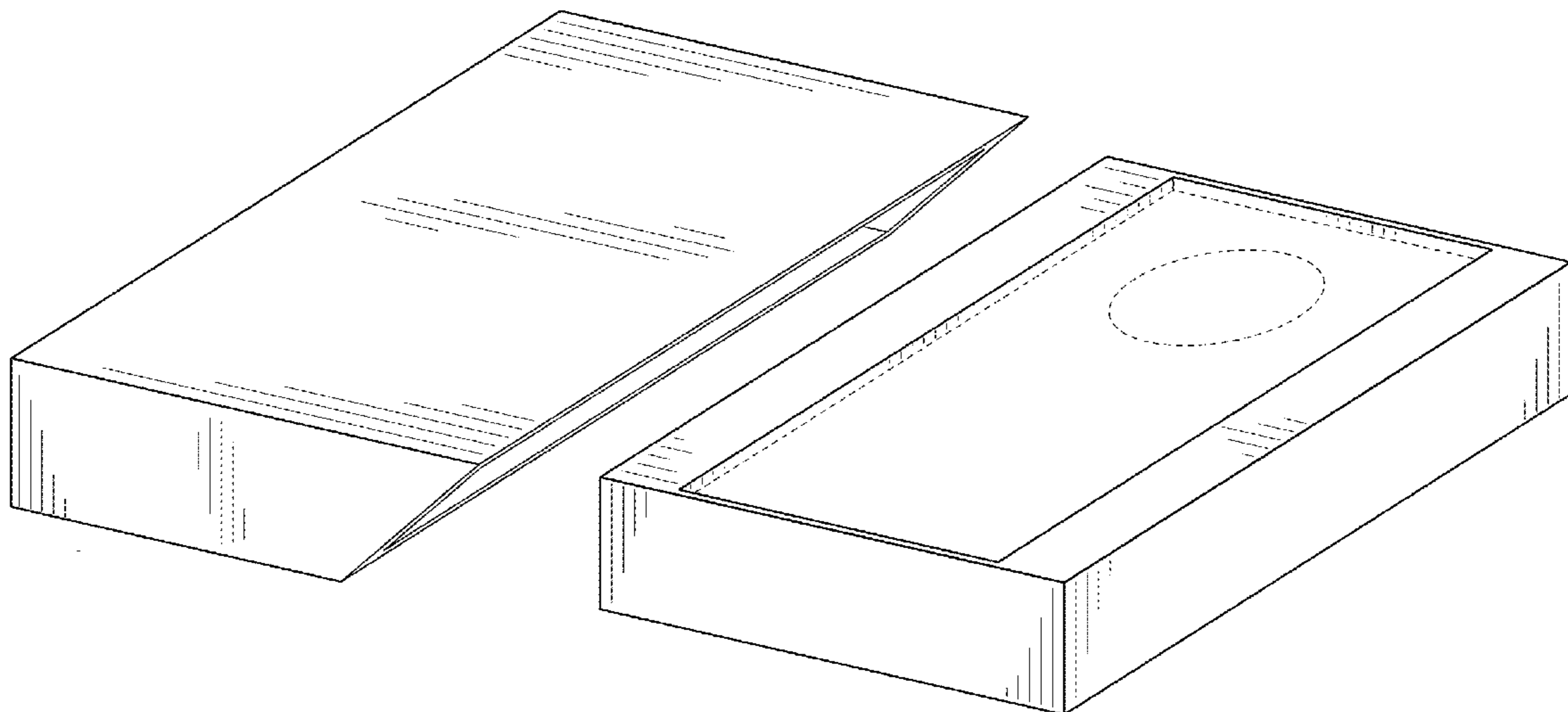
The ornamental design for packaging, as shown and described.

DESCRIPTION

FIG. 1 is a perspective front view of packaging showing our new design in an unassembled state;
FIG. 2 is a front view thereof;
FIG. 3 is a rear view thereof;
FIG. 4 is a right side view thereof;
FIG. 5 is a left side view thereof;
FIG. 6 is a top view thereof;
FIG. 7 is a bottom view thereof;
FIG. 8 is a perspective front view of the packaging of FIGS. 1-7 shown in an assembled state;
FIG. 9 is a front view thereof;
FIG. 10 is a rear view thereof;
FIG. 11 is a right side view thereof;
FIG. 12 is a left side view thereof;
FIG. 13 is a top view thereof; and,
FIG. 14 is a bottom view thereof.

The broken lines showing of various portions of the packaging in the figures are for environmental purposes only and form no part of the claimed design.

1 Claim, 10 Drawing Sheets



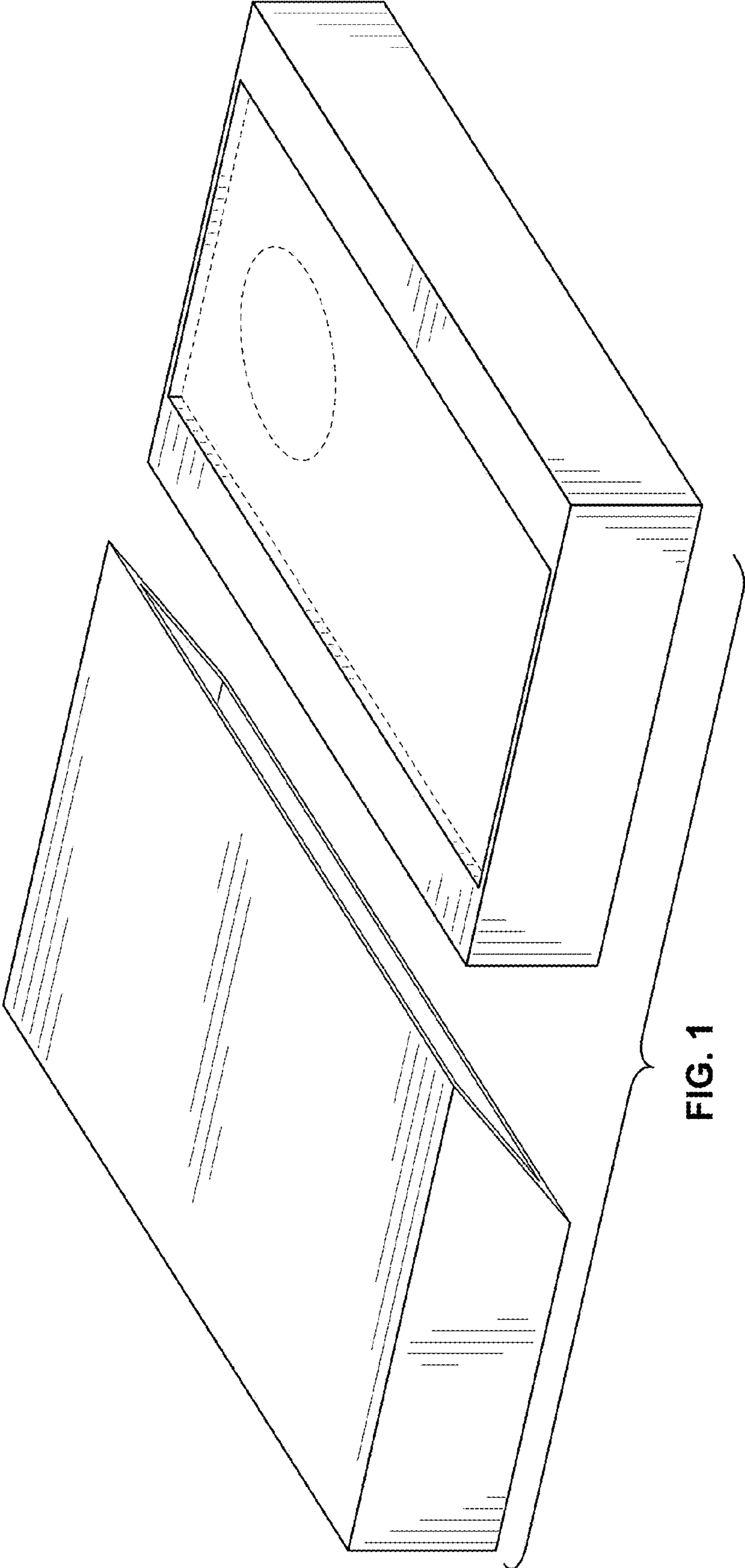


FIG. 1

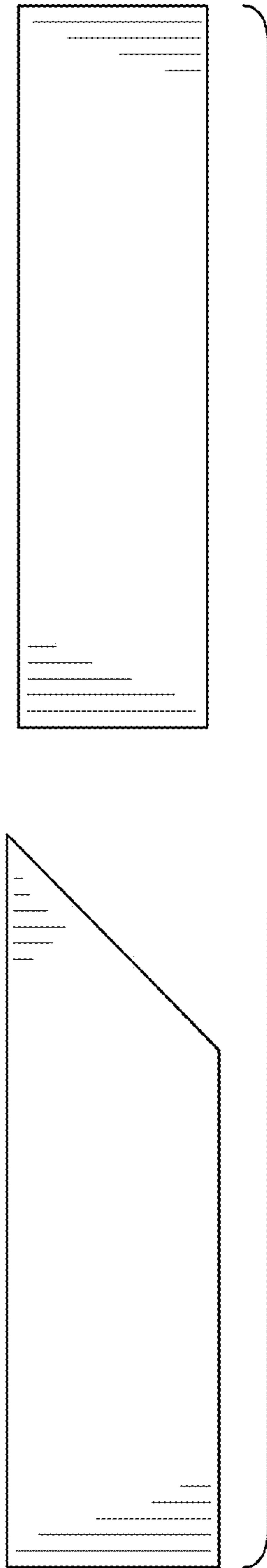


FIG. 2

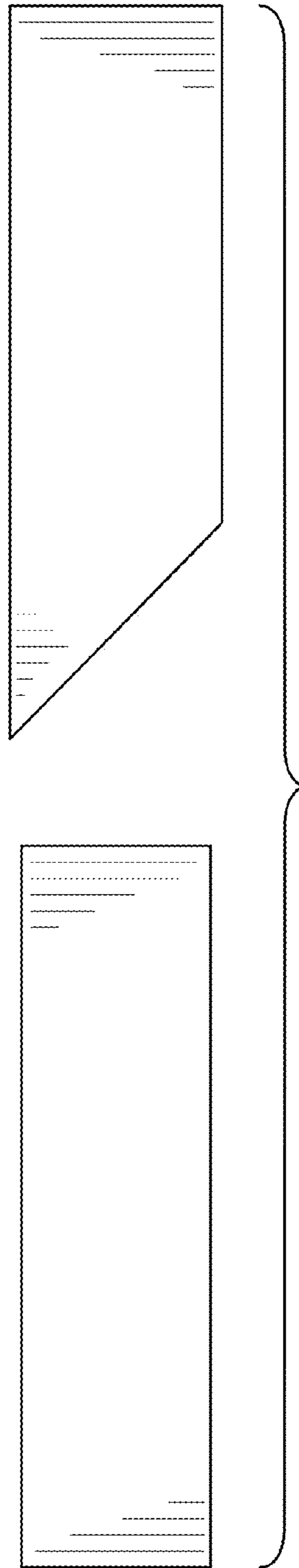


FIG. 3

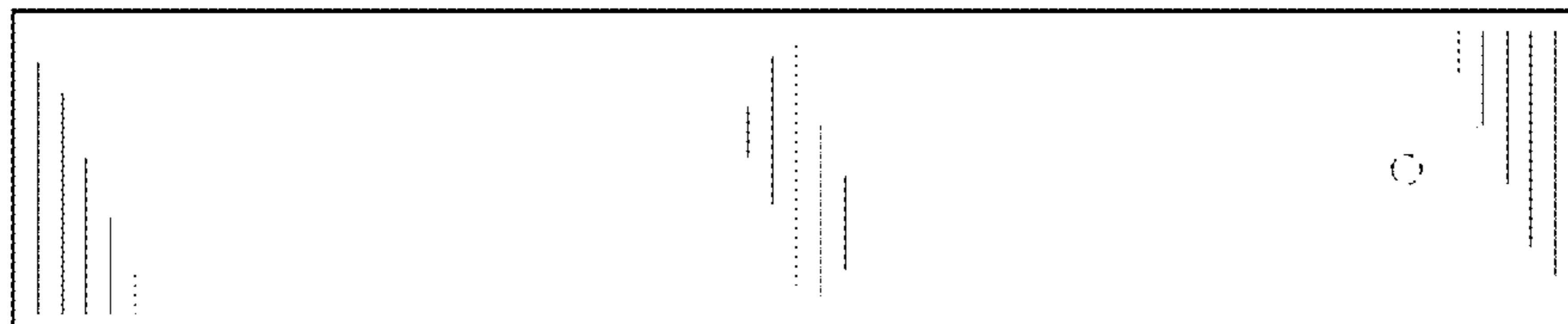


FIG. 5

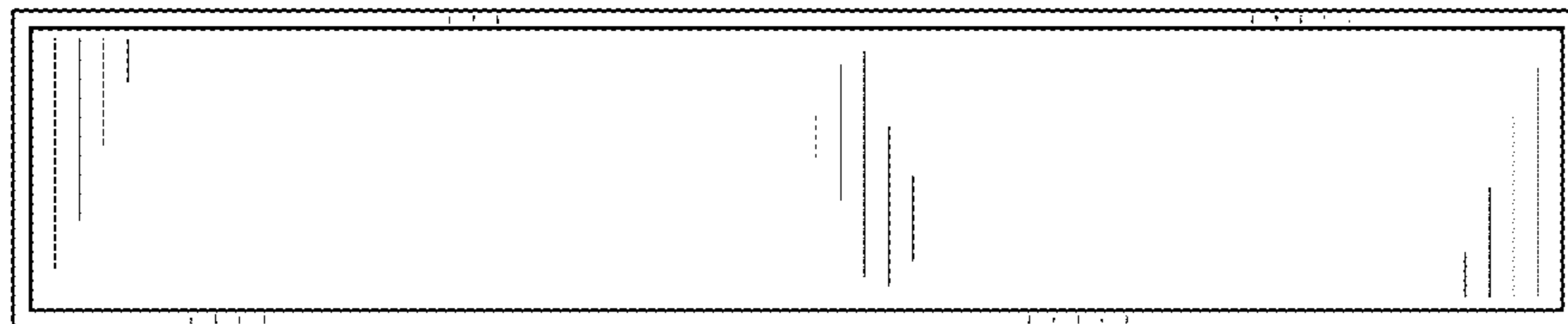


FIG. 4

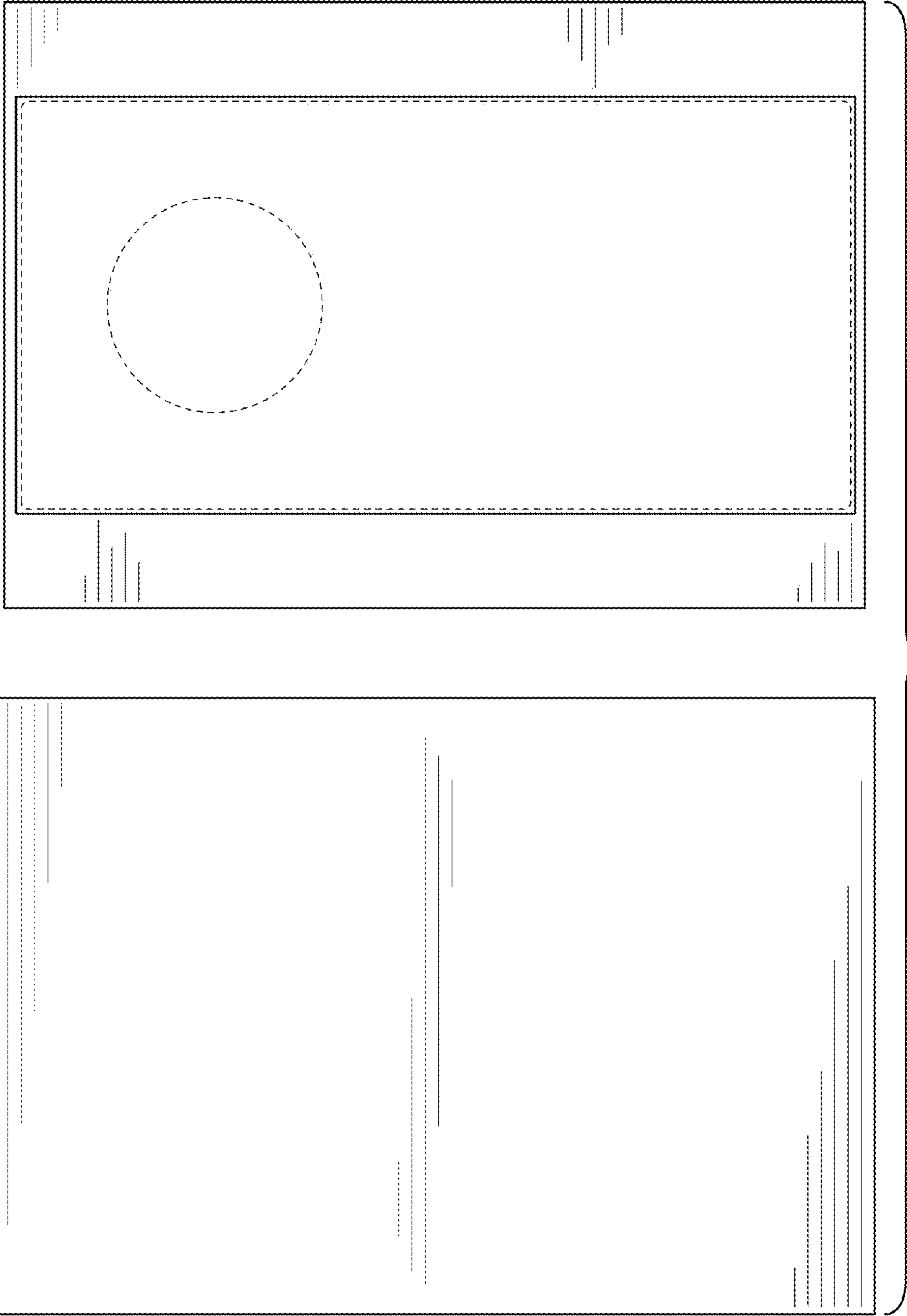


FIG. 6

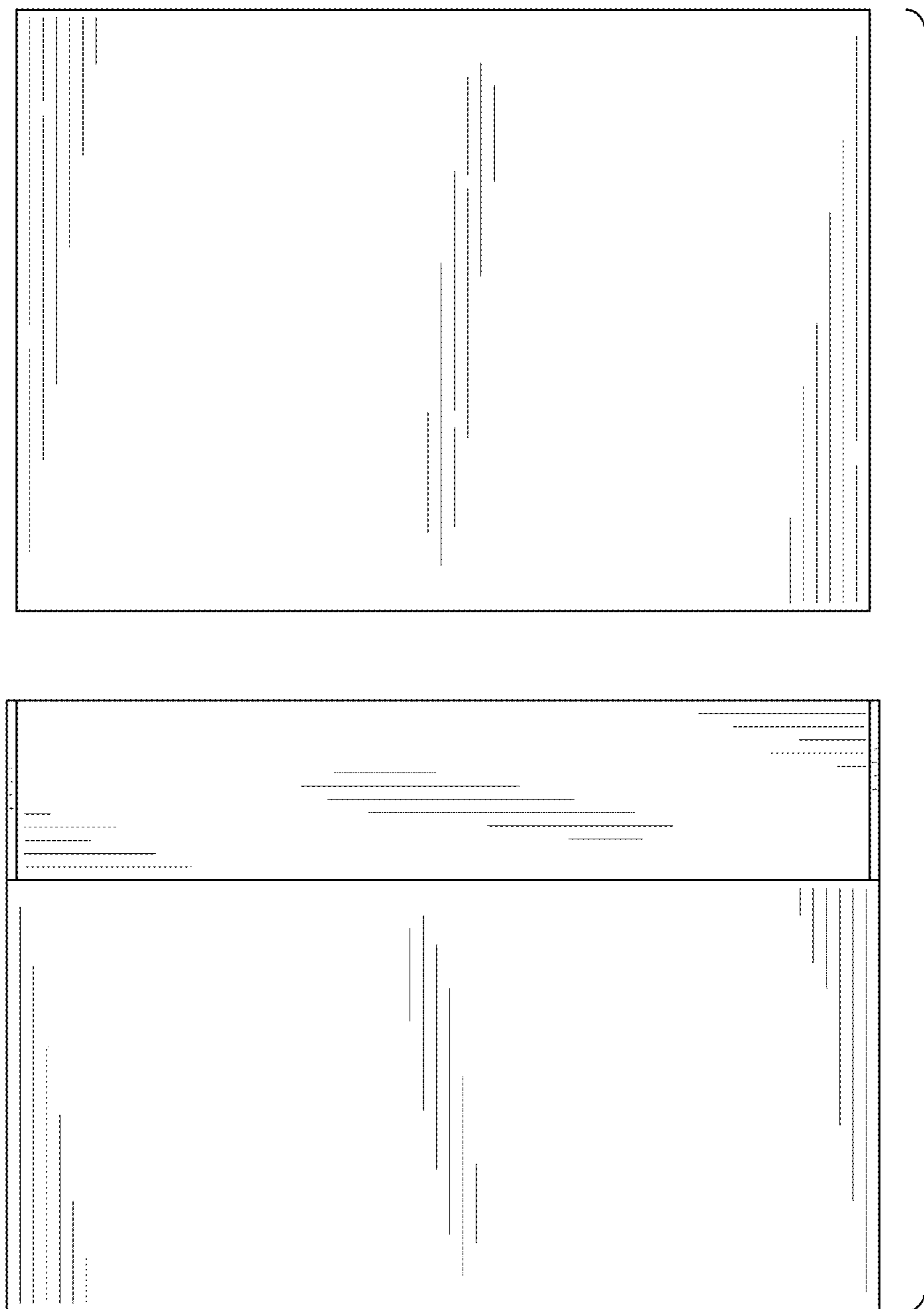


FIG. 7

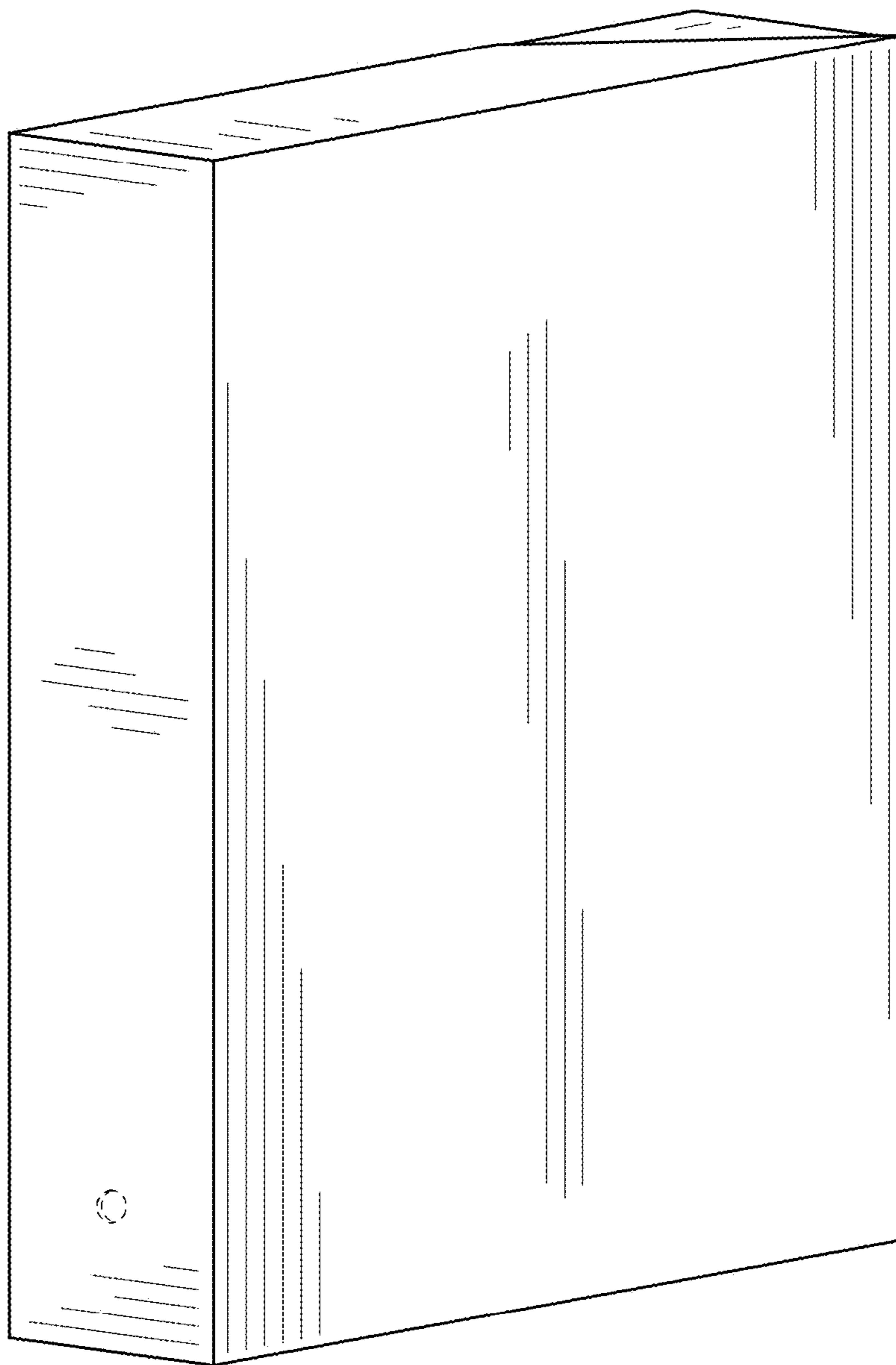


FIG. 8




FIG. 9




FIG. 10




FIG. 11

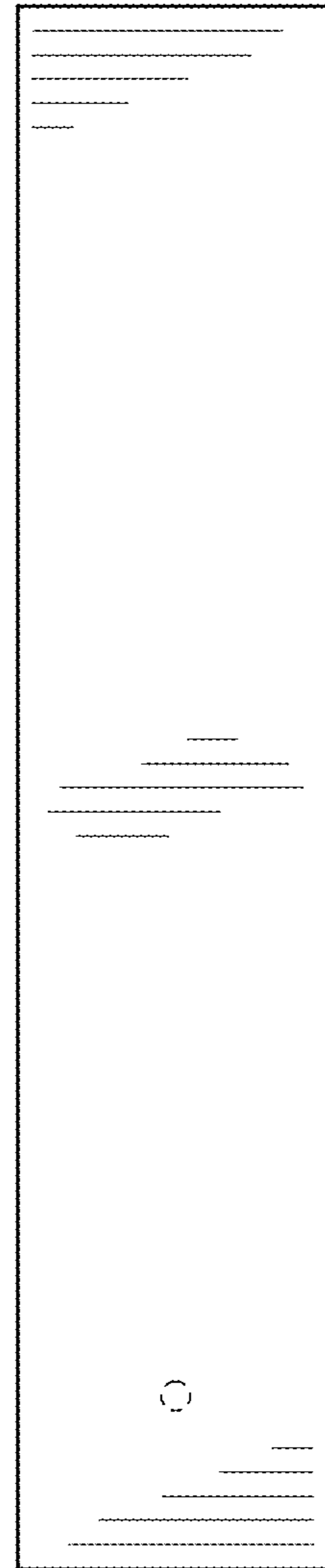


FIG. 12




FIG. 13




FIG. 14