



US00D724915S

(12) **United States Design Patent**  
**Lin**

(10) **Patent No.:** **US D724,915 S**  
(45) **Date of Patent:** **\*\* Mar. 24, 2015**

(54) **STAPLER**

(71) Applicant: **SDI Corporation**, Chang Hua (TW)

(72) Inventor: **Chih-Hsuan Lin**, Chang Hua (TW)

(73) Assignee: **SDI Corporation**, Chang Hua (TW)

(\*\*) Term: **14 Years**

(21) Appl. No.: **29/503,610**

(22) Filed: **Sep. 29, 2014**

(51) **LOC (10) Cl.** ..... **19-02**

(52) **U.S. Cl.**

USPC ..... **D8/50**

(58) **Field of Classification Search**

USPC ..... D8/48, 49, 50, 61, 68, 69, 70; D19/72,  
D19/73, 65, 69; D21/532; D24/145; 7/158,  
7/160; 227/4, 5, 6, 7, 8, 120, 127, 128,  
227/131, 132, 134, 144, 156, 175.1;  
606/139, 143, 153, 219

See application file for complete search history.

(56) **References Cited**

**U.S. PATENT DOCUMENTS**

D531,471	S	*	11/2006	Kent et al.	.....	D8/50
D554,456	S	*	11/2007	Chang	.....	D8/50
D557,092	S	*	12/2007	Harris et al.	.....	D8/50
D569,204	S	*	5/2008	Brawner, Jr.	.....	D8/50
D572,549	S	*	7/2008	Sudmalis et al.	.....	D8/50
D574,682	S	*	8/2008	Cunningham et al.	.....	D8/50
D585,256	S	*	1/2009	Paslawski	.....	D8/50
D586,635	S	*	2/2009	Nakamura et al.	.....	D8/50
D617,164	S	*	6/2010	Leung	.....	D8/50

D617,165	S	*	6/2010	Leung	.....	D8/50
D647,376	S	*	10/2011	Yuan	.....	D8/50
D679,562	S	*	4/2013	Smith et al.	.....	D8/50

\* cited by examiner

*Primary Examiner* — Austin Murphy

(74) *Attorney, Agent, or Firm* — Alan D. Kamrath; Kamrath  
IP Lawfirm, P.A.

(57) **CLAIM**

The ornamental design for a stapler, as shown and described.

**DESCRIPTION**

FIG. 1 is a perspective view of a first embodiment of a stapler  
showing my new design;

FIG. 2 is a front view of the first embodiment;

FIG. 3 is a rear view of the first embodiment;

FIG. 4 is a left side view of the first embodiment;

FIG. 5 is a right side view of the first embodiment;

FIG. 6 is a top view of the first embodiment; and

FIG. 7 is a bottom view of the first embodiment;

FIG. 8 is a perspective view of a second embodiment of the  
stapler showing my new design;

FIG. 9 is a front view of the second embodiment;

FIG. 10 is a rear view of the second embodiment;

FIG. 11 is a left side view of the second embodiment;

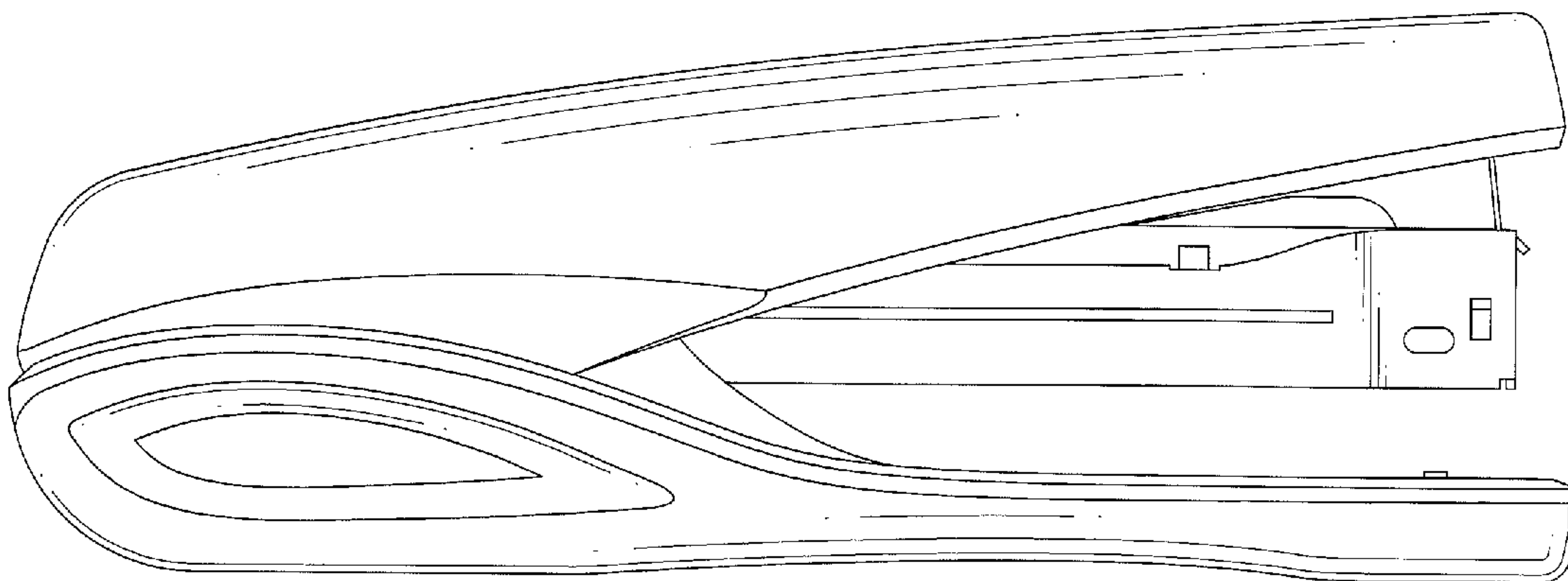
FIG. 12 is a right side view of the second embodiment;

FIG. 13 is a top view of the second embodiment; and,

FIG. 14 is a bottom view of the second embodiment.

The broken lines are shown for illustrative purposes only and  
form no part of the claimed design.

**1 Claim, 14 Drawing Sheets**



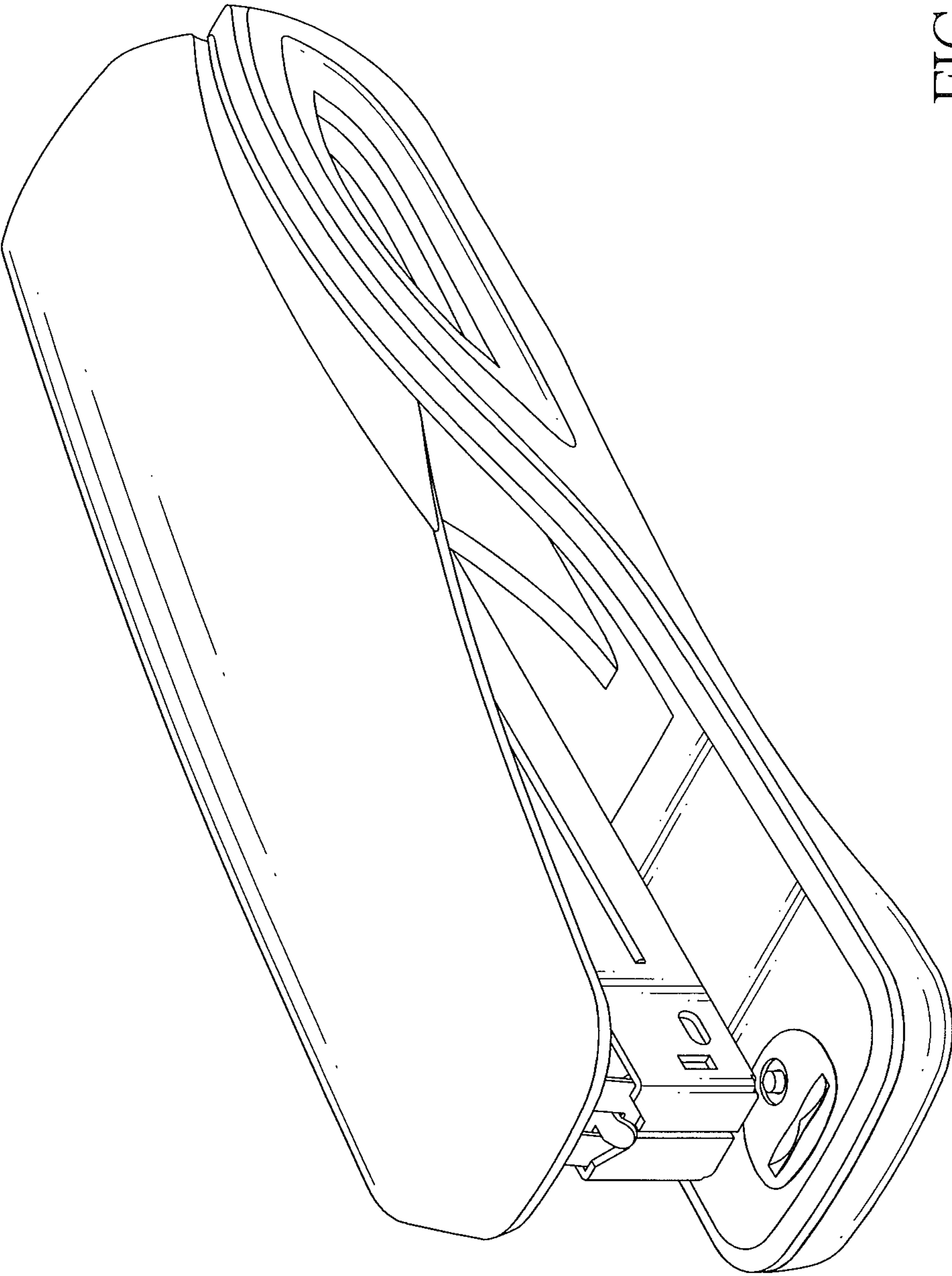


FIG.1

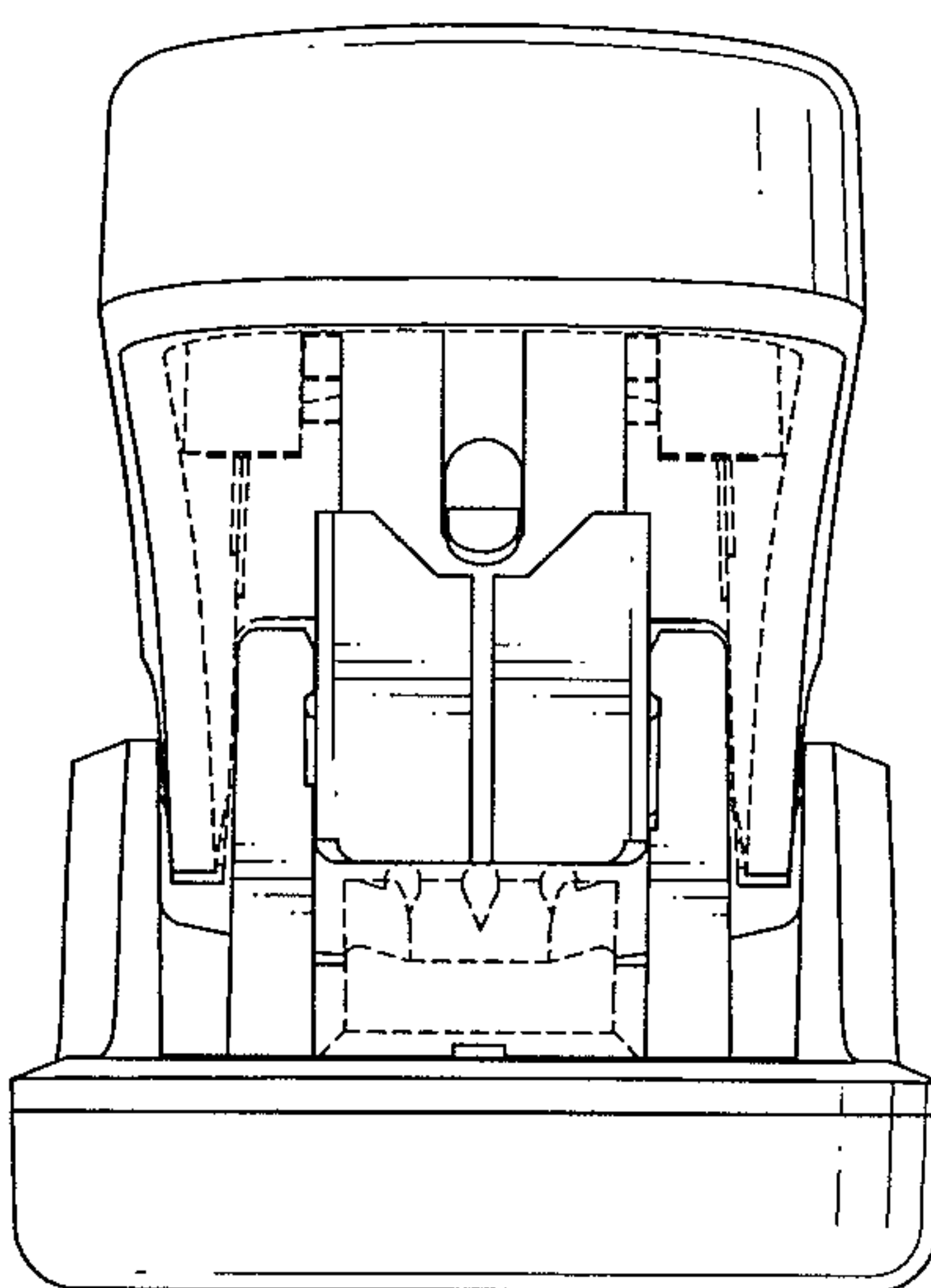


FIG.2

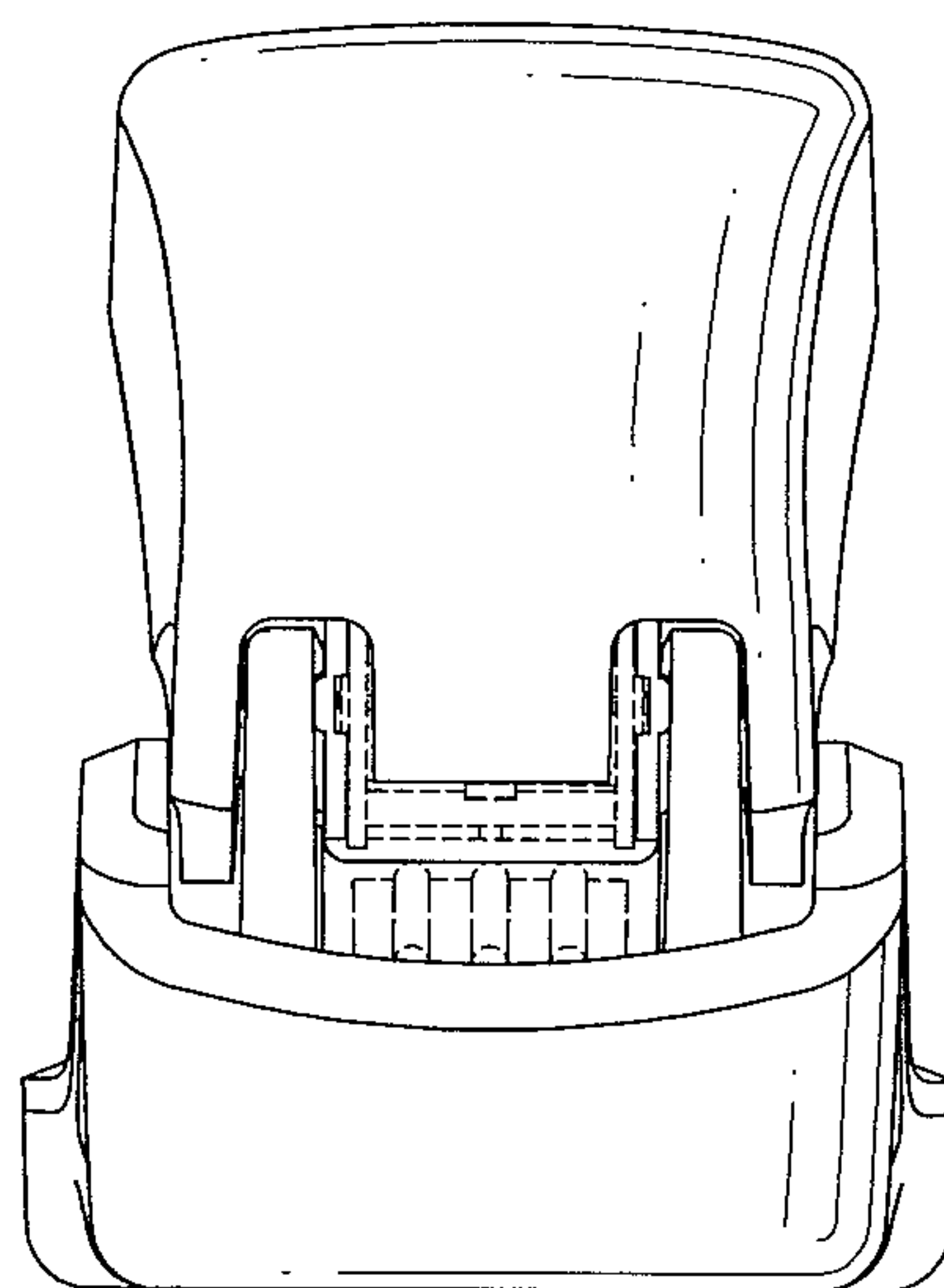


FIG.3



FIG.4



FIG.5




FIG.6




FIG.7



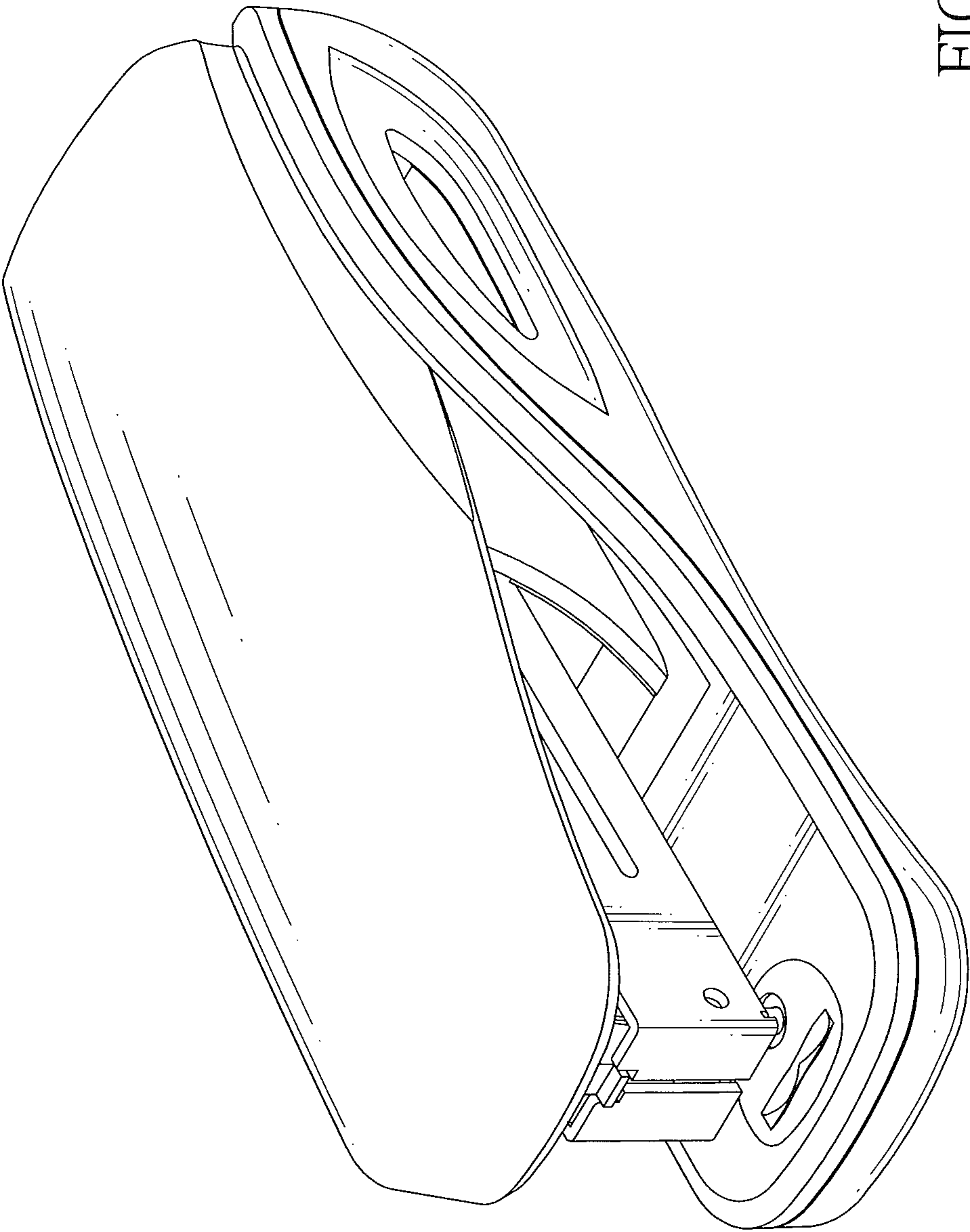


FIG. 8

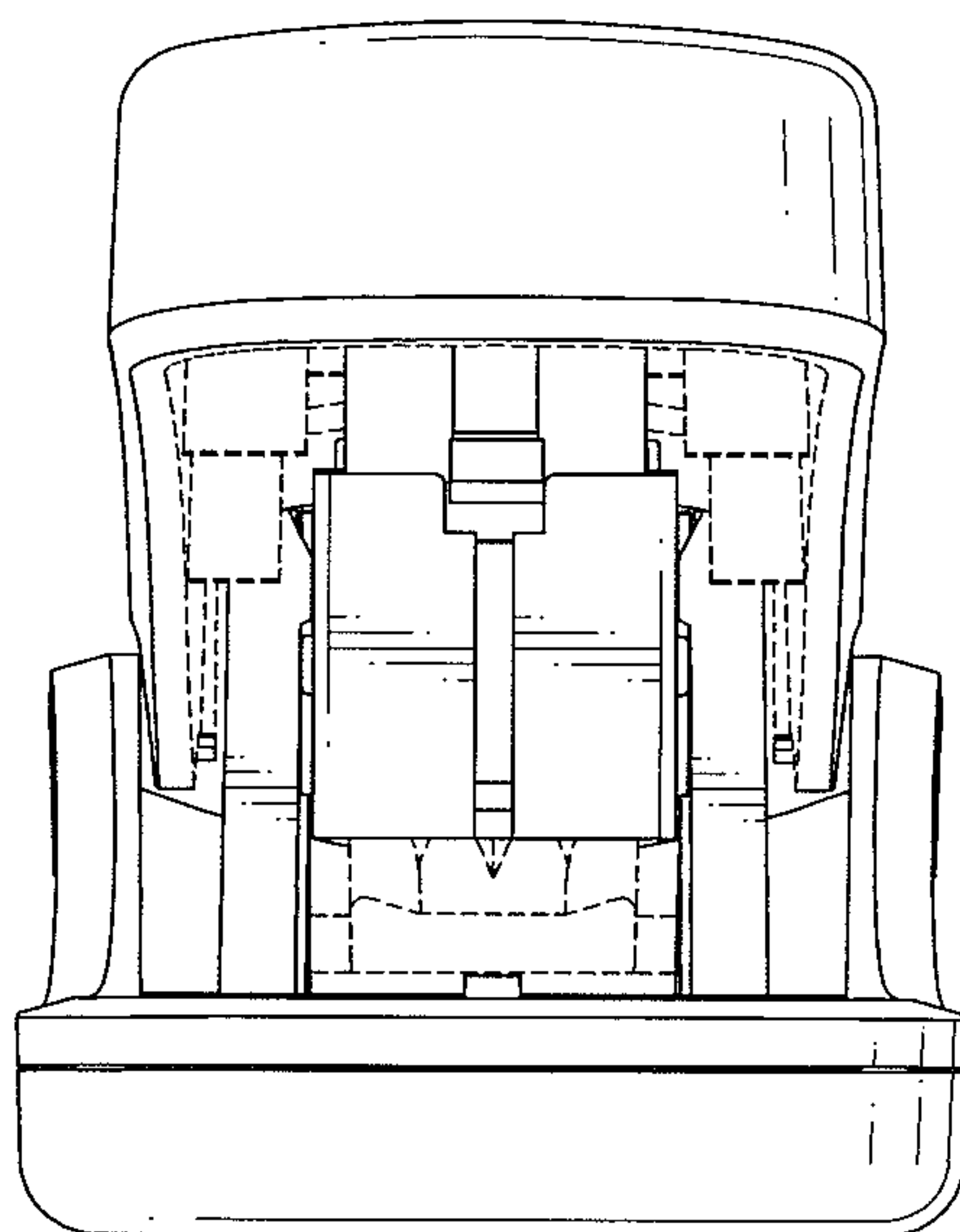


FIG.9

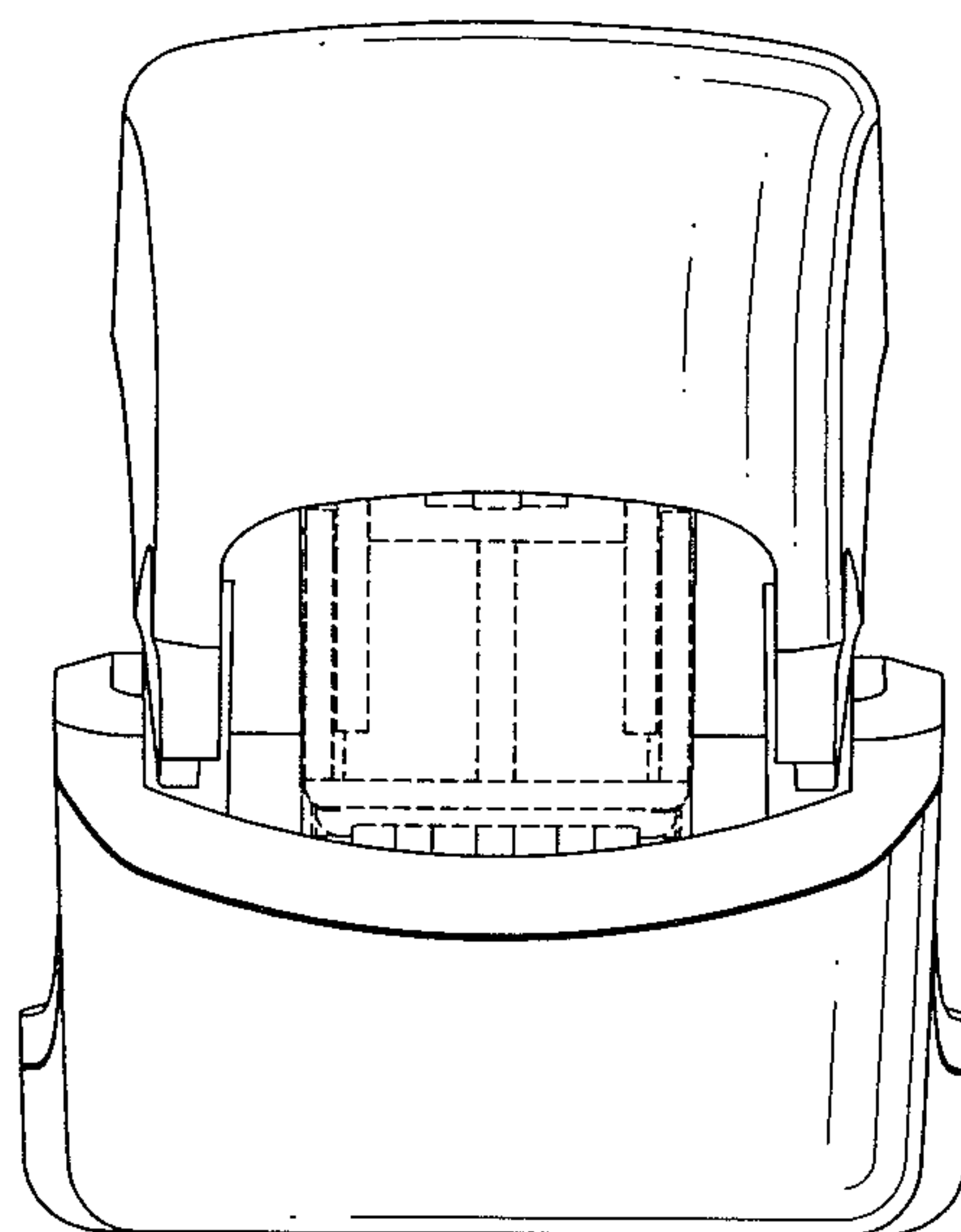


FIG.10



FIG.11



FIG.12

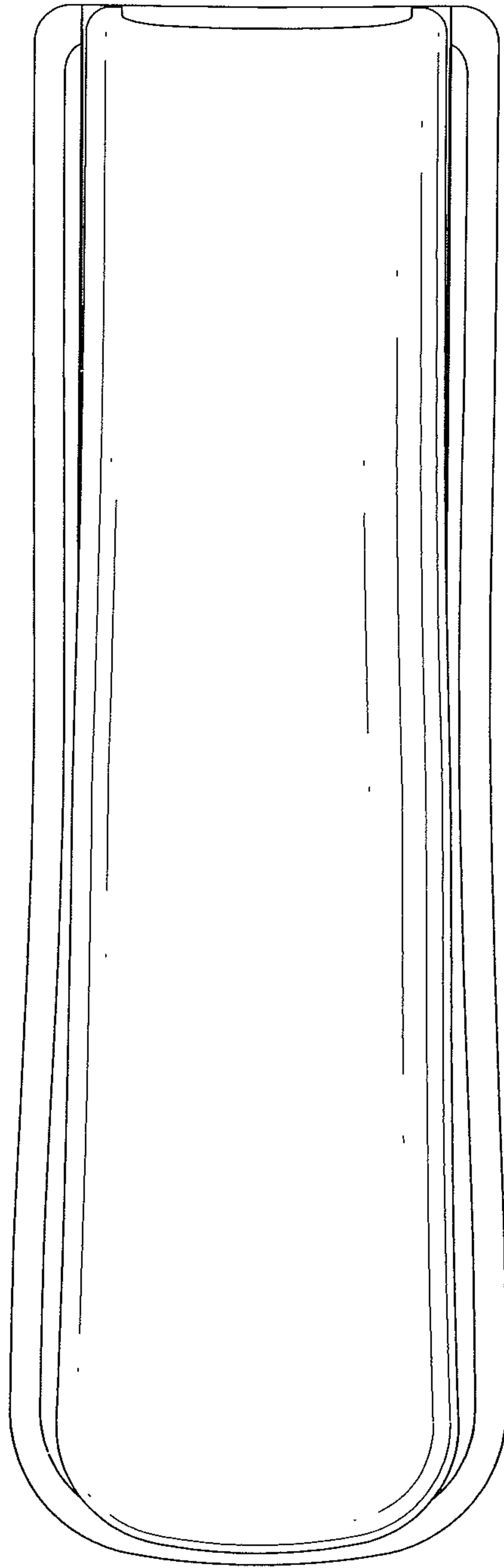


FIG.13




FIG.14