



US00D724904S

(12) **United States Design Patent**
Chinon et al.

(10) **Patent No.:** **US D724,904 S**
(45) **Date of Patent:** **** Mar. 24, 2015**

(54) **MOLD FOR CANDY**

(71) Applicant: **Tellier**, Argenteuil (FR)

(72) Inventors: **M. Alexandre Chinon**, Romainville (FR); **M. Philippe Porthault**, Asnières sur Seine (FR)

(73) Assignee: **Tellier**, Argenteuil (FR)

(**) Term: **14 Years**

(21) Appl. No.: **29/443,753**

(22) Filed: **Jan. 22, 2013**

(30) **Foreign Application Priority Data**

Jul. 25, 2012 (EM) 002079178-0003

(51) **LOC (10) Cl.** **07-04**

(52) **U.S. Cl.**
USPC **D7/672**

(58) **Field of Classification Search**
USPC D7/672-677, 354, 357, 368, 369, 410;
249/DIG. 1, 117; D15/135; 425/298,
425/299, 300, 318, 503; 426/104; 428/7;
99/375, 378, 380-383; 30/314-316,
30/299, 301
See application file for complete search history.

(56) **References Cited**

U.S. PATENT DOCUMENTS

147,831 A * 2/1874 Dingwall 30/130
495,872 A * 4/1893 Ball 249/117
1,503,666 A * 8/1924 Roberts 425/298
1,831,047 A * 11/1931 Thomas 249/110

3,778,018 A * 12/1973 Abalo 249/120
D315,849 S * 4/1991 Brunner D7/672
D342,267 S * 12/1993 Scholtz D15/136
5,443,856 A * 8/1995 Akutagawa et al. 426/515
D448,249 S * 9/2001 DeCastro et al. D7/605
D552,434 S * 10/2007 Laib et al. D7/677
7,752,758 B2 * 7/2010 Gelardi 30/124
D661,541 S * 6/2012 Braden D7/359
D667,681 S * 9/2012 Carsten D7/359
D672,212 S * 12/2012 Augis D7/672
D673,432 S * 1/2013 Augis D7/672
8,438,737 B2 * 5/2013 Lo et al. 30/114
2009/0193983 A1 * 8/2009 So 99/537

* cited by examiner

Primary Examiner — Ian Simmons

Assistant Examiner — Shannon Morgan

(74) *Attorney, Agent, or Firm* — Meyertons, Hood, Kivlin, Kowert & Goetzel, P.C.; Eric B. Meyertons

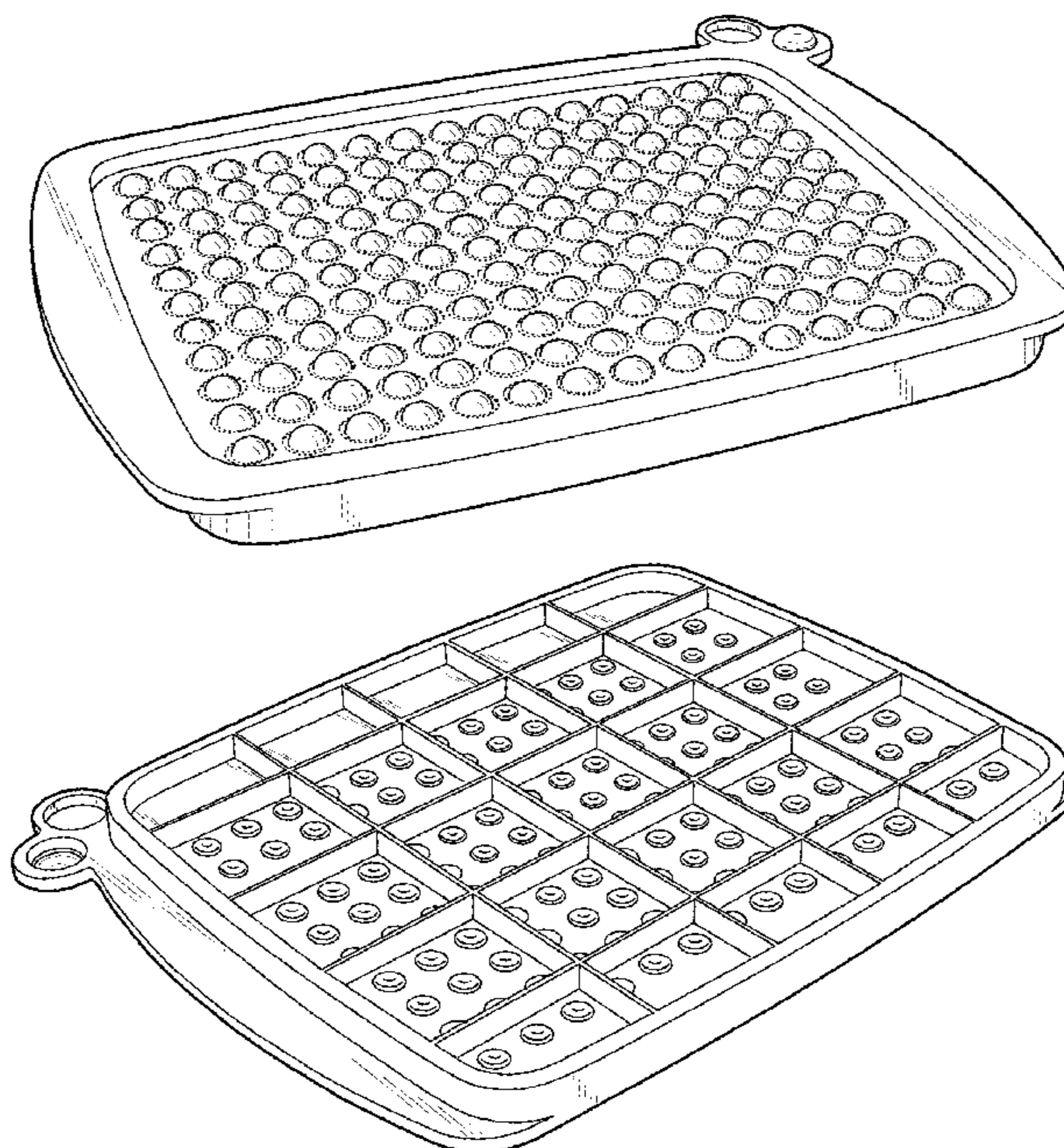
(57) **CLAIM**

The ornamental design for a mold for candy, as shown and described.

DESCRIPTION

FIG. 1 is a top, perspective view of a mold for candy showing our new design;
FIG. 2 is a bottom, perspective view thereof;
FIG. 3 is a top plan view thereof;
FIG. 4 is a bottom plan view thereof;
FIG. 5 is a front elevational view thereof;
FIG. 6 is a rear elevational view thereof;
FIG. 7 is a left side elevational view thereof; and,
FIG. 8 is a right side elevational view thereof.
The broken lines shown in FIGS. 1 and 3 represent portions of the mold for candy that forms no part of the claimed design.

1 Claim, 3 Drawing Sheets



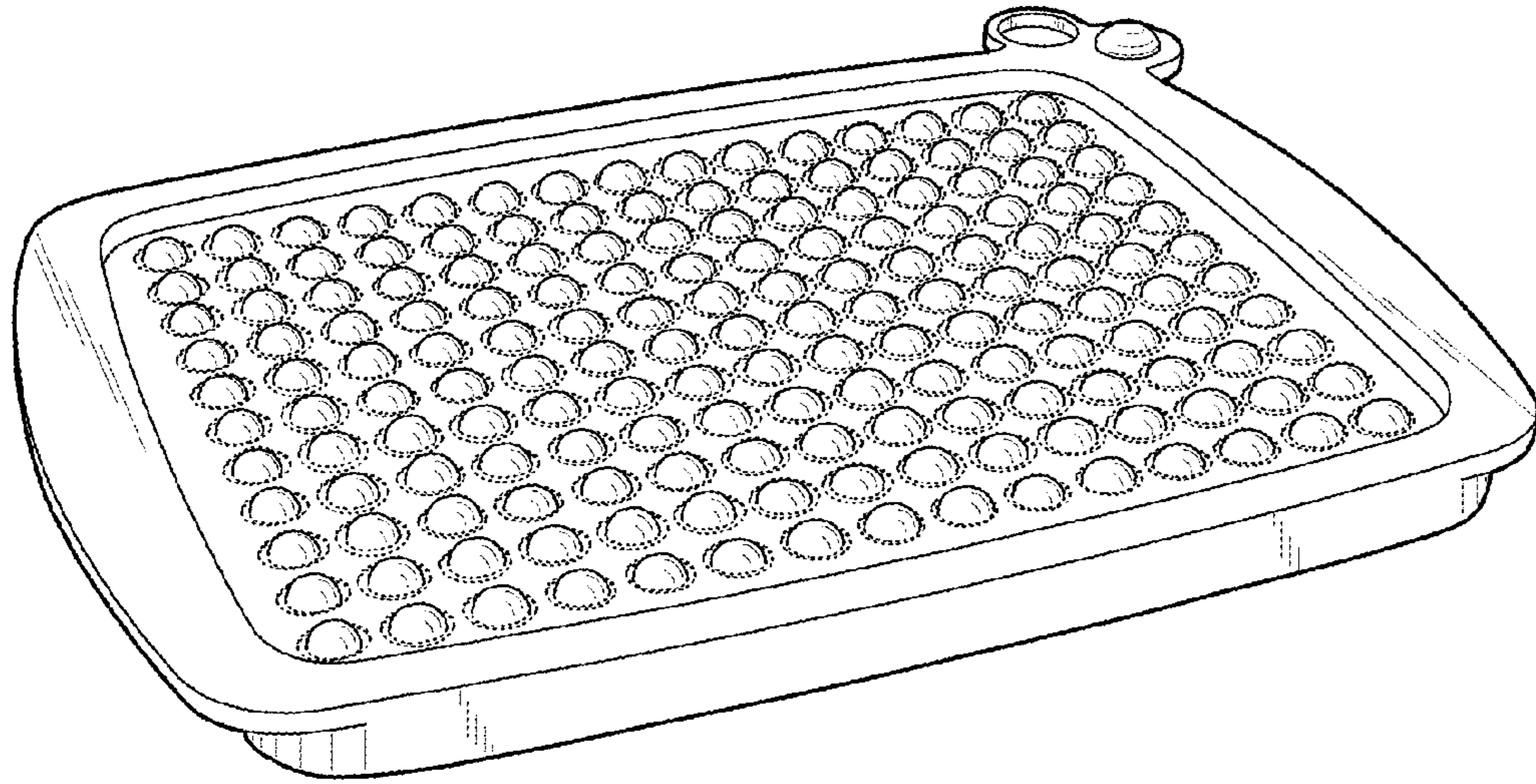


FIG. 1

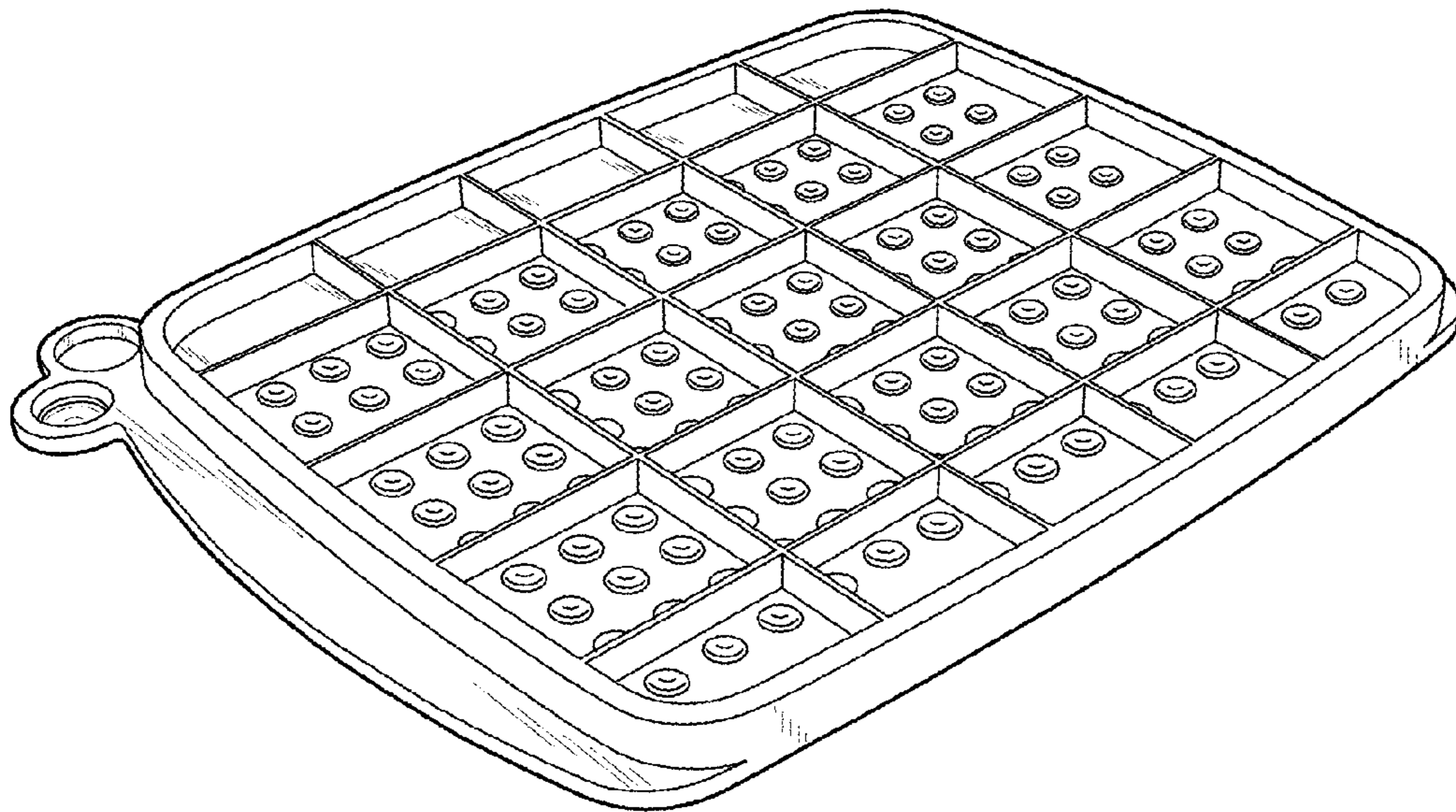


FIG. 2

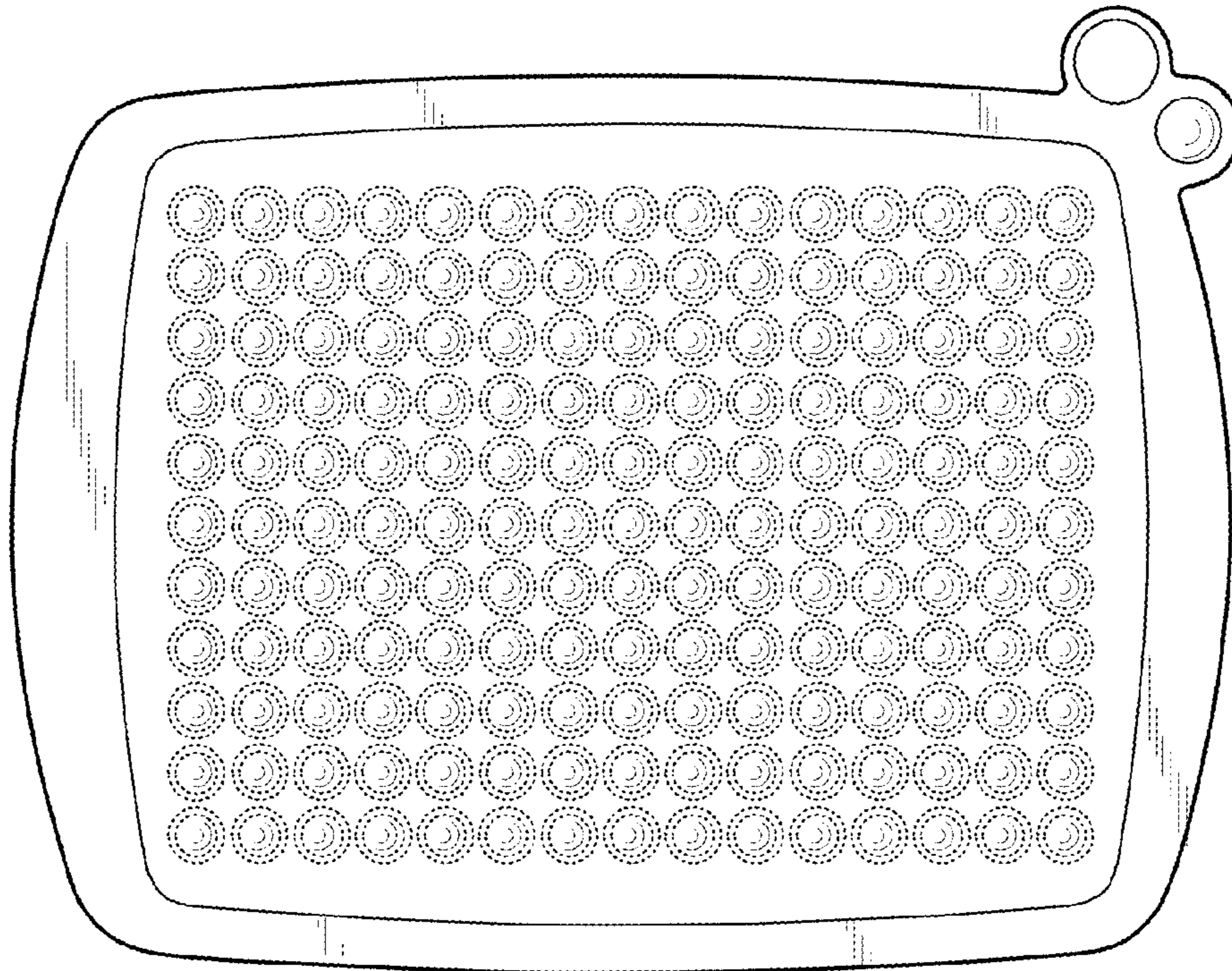


FIG. 3

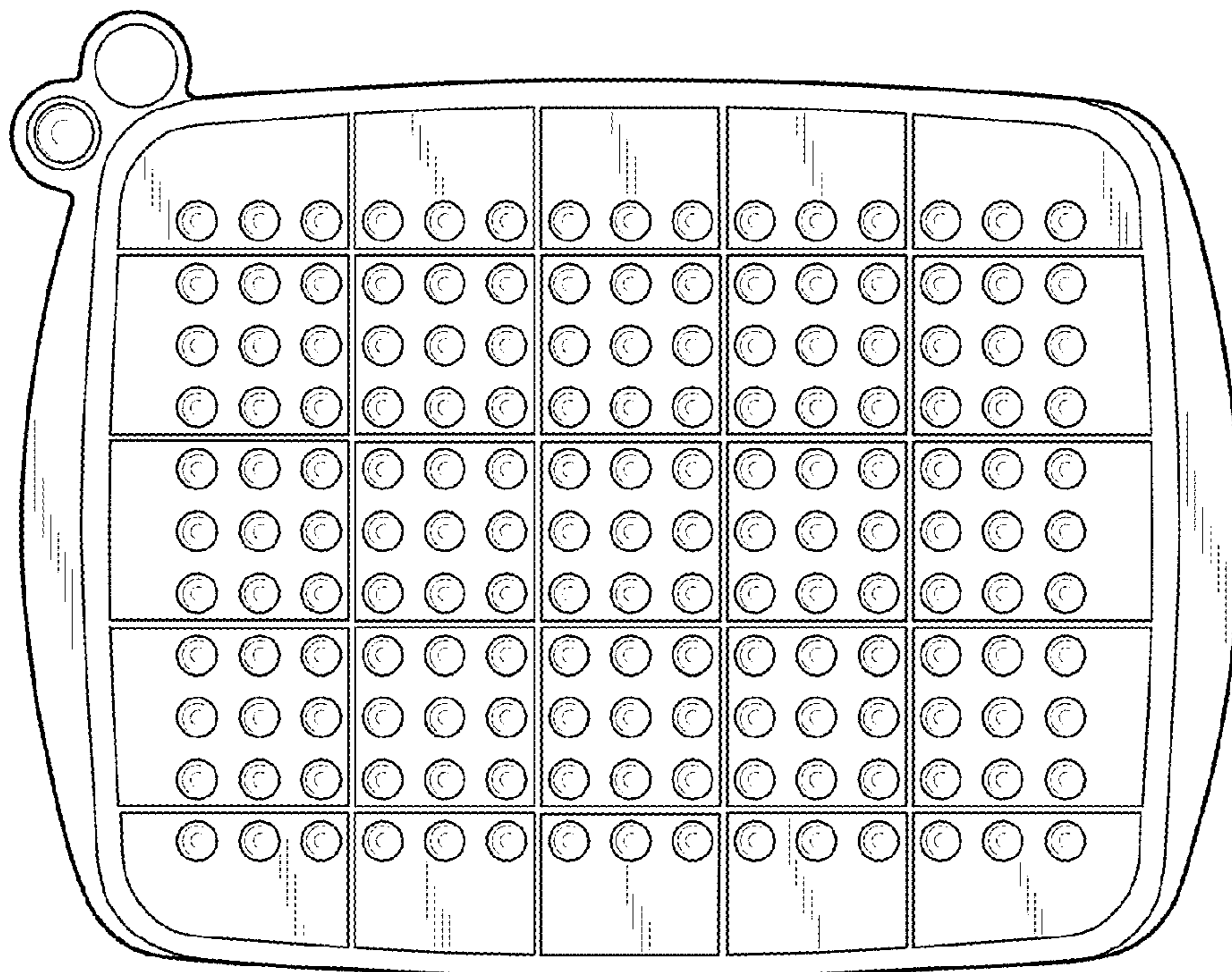


FIG. 4



FIG. 5



FIG. 6

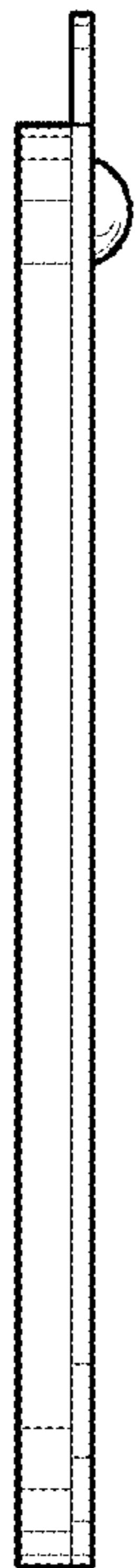


FIG. 7



FIG. 8