



US00D724897S

(12) **United States Design Patent**
Gieske et al.

(10) **Patent No.:** **US D724,897 S**
(45) **Date of Patent:** **** Mar. 24, 2015**

- (54) **CUP**
- (71) Applicant: **McCormick & Company, Incorporated**, Sparks, MD (US)
- (72) Inventors: **Thomas Koll Porter Gieske**, Lutherville, MD (US); **Tracie L. C. Wilson**, Westminster, MD (US)
- (73) Assignee: **McCormick & Company, Incorporated**, Sparks, MD (US)
- (**) Term: **14 Years**
- (21) Appl. No.: **29/450,204**
- (22) Filed: **Mar. 15, 2013**
- (51) **LOC (10) Cl.** **07-01**
- (52) **U.S. Cl.**
USPC **D7/523**
- (58) **Field of Classification Search**
CPC B65D 25/36; B65D 1/42; B65D 1/265;
B31B 2217/003; B31B 2217/062
USPC D7/392-394, 500, 507, 508, 509, 510,
D7/511, 513, 531-533, 536, 542, 605, 608,
D7/619.1, 622, 624.2; D9/500, 529, 539,
D9/551; 215/382, 386-388, 392, 394, 396,
215/398; 220/62.12, 592.16, 592.17, 669,
220/674, 696, 708, 709, 710, 710.5, 711,
220/713, 715, 718, 719, 739
See application file for complete search history.

D552,930	S	*	10/2007	Huffman et al.	D7/523
D635,399	S	*	4/2011	DelVecchio	D7/523
7,918,016	B2	*	4/2011	Hollis et al.	29/775
D655,982	S	*	3/2012	Liu	D7/509
D693,645	S	*	11/2013	Keyes	D7/523
2006/0266755	A1	*	11/2006	Hollis et al.	220/703

FOREIGN PATENT DOCUMENTS

CN	301881099	*	4/2012
GB	2033959	*	9/1993

OTHER PUBLICATIONS

U.S. Appl. No. 29/450,194, filed Mar. 15, 2013, Royer, et al.

* cited by examiner

Primary Examiner — Susan Bennett Hattan

Assistant Examiner — Leanne Was

(74) *Attorney, Agent, or Firm* — Oblon, McClelland, Maier & Neustadt, L.L.P.

CLAIM


(57) We claim the ornamental design for a cup, as shown and described.

DESCRIPTION

FIG. 1 is a front, top, and left side perspective view of a cup; FIG. 2 is a top plan view thereof; FIG. 3 is a left side elevation cross-section view taken along line 3-3 from FIG. 2, with the right side elevation cross-section view being a mirror image; and, FIG. 4 is a bottom plan view thereof. The broken lines in the drawings depict environmental subject matter only and form no part of the claimed design.

1 Claim, 2 Drawing Sheets

- (56) **References Cited**
U.S. PATENT DOCUMENTS
D115,523 S * 7/1939 Randall D7/511
D548,526 S * 8/2007 Huffman et al. D7/523






Fig. 1

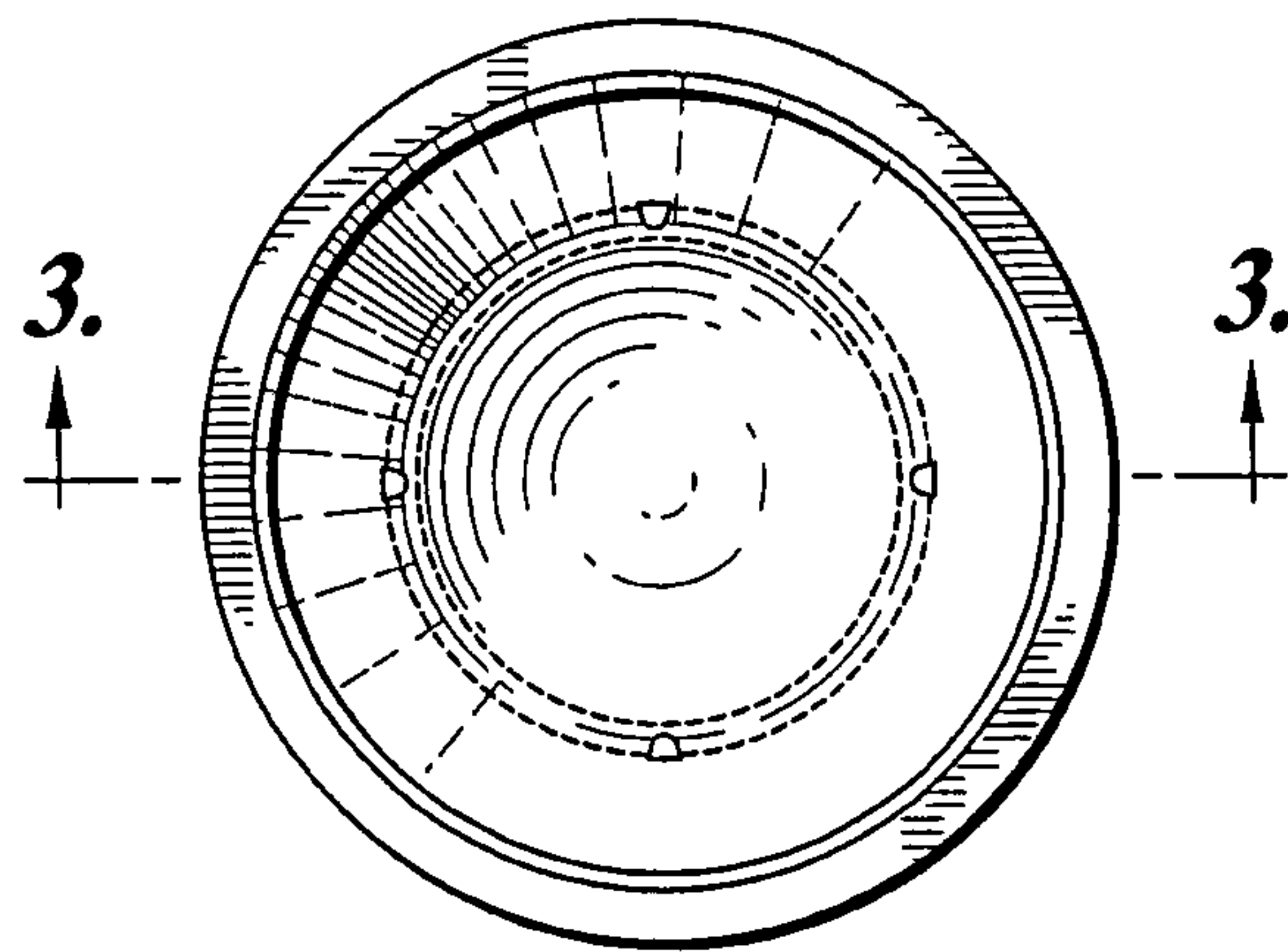


Fig. 2

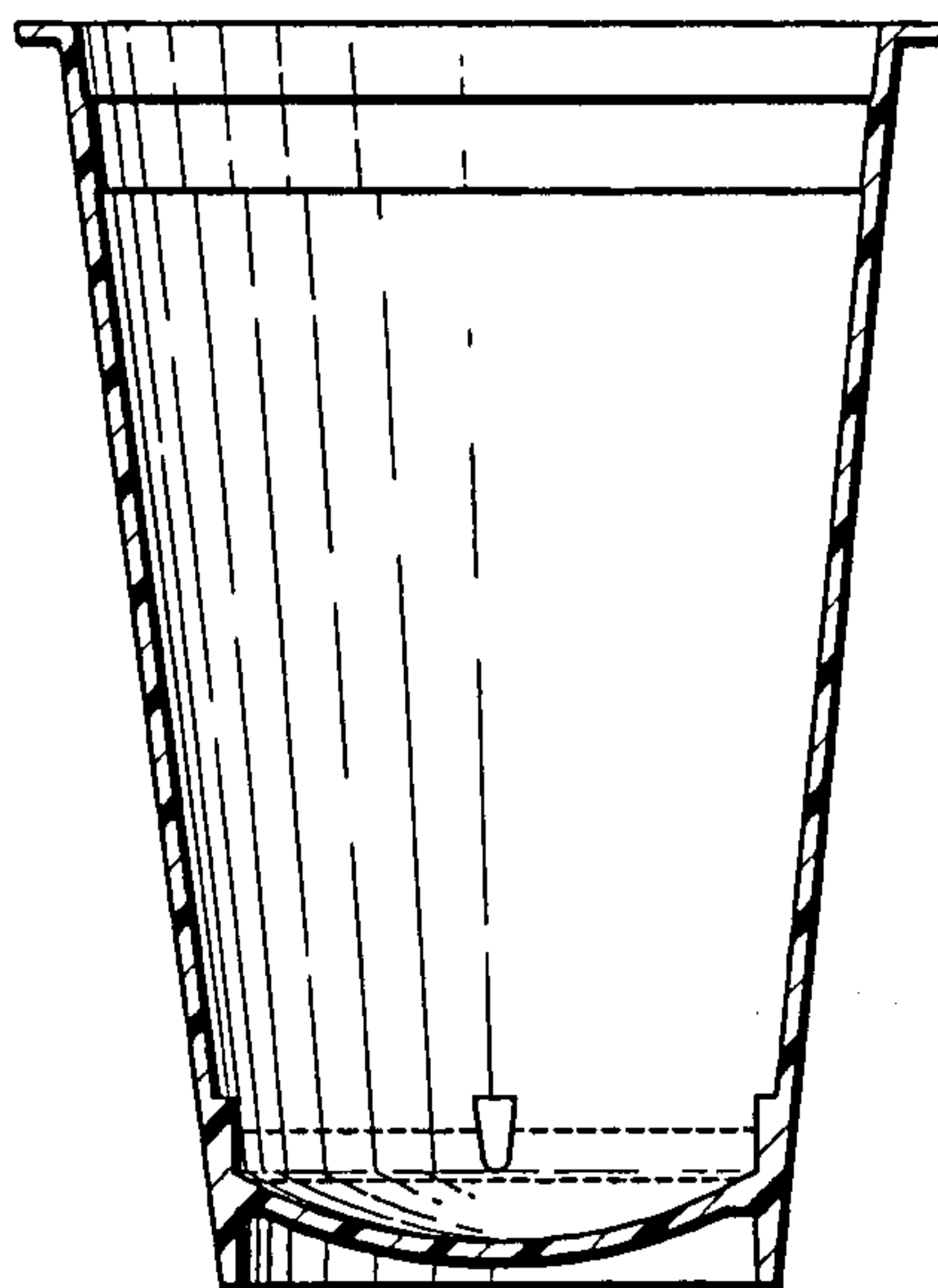


Fig. 3

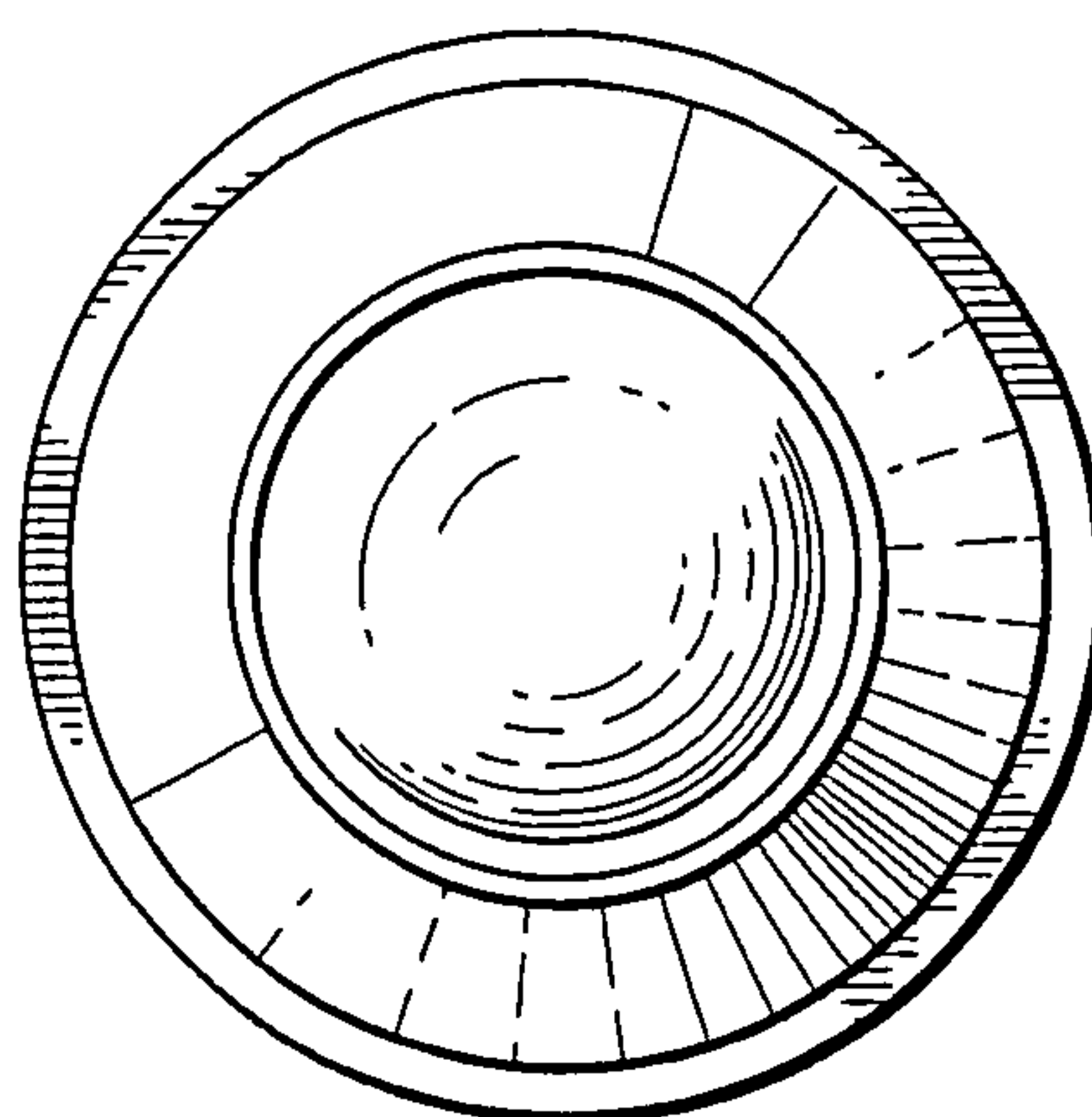


Fig. 4