



US00D724876S

(12) **United States Design Patent**  
**Gokhale et al.**

(10) **Patent No.:** **US D724,876 S**

(45) **Date of Patent:** **\*\* Mar. 24, 2015**

(54) **PLASTIC SHELF**

(71) Applicant: **Heatcraft Refrigeration Products LLC, Richardson, TX (US)**

(72) Inventors: **Rahul Gokhale, Dunwoody, GA (US); Narasimhaan Jayachandran, Snellville, GA (US)**

(73) Assignee: **Heatcraft Refrigeration Products LLC, Richardson, TX (US)**

(\*\*) Term: **14 Years**

(21) Appl. No.: **29/490,830**

(22) Filed: **May 14, 2014**

(51) **LOC (10) Cl.** ..... **06-06**

(52) **U.S. Cl.**  
USPC ..... **D6/705**

(58) **Field of Classification Search**  
USPC ..... D6/396-397, 406.4, 509-511, 672-673, D6/675-675.1, 702, 704-705; D19/75, 86, D19/90, 91-92; 211/13.1, 10-12, 44, 49.1, 211/50, 71.01, 86.01, 87.01, 88.01; 206/214-215, 371  
See application file for complete search history.

(56) **References Cited**

**U.S. PATENT DOCUMENTS**

D383,339 S \* 9/1997 Grosfillex ..... D6/511  
D443,163 S \* 6/2001 Welch ..... D6/574  
D495,720 S \* 9/2004 Avalos Barcenas et al. ... D15/89  
D525,633 S \* 7/2006 Vardon ..... D15/89

D559,280 S \* 1/2008 Vardon ..... D15/89  
D559,282 S \* 1/2008 Vardon ..... D15/89  
D562,854 S \* 2/2008 Vardon ..... D15/89  
D600,053 S \* 9/2009 Chen ..... D6/510  
D607,020 S \* 12/2009 Baacke et al. .... D15/89  
D612,405 S \* 3/2010 Eicher ..... D15/89  
D613,316 S \* 4/2010 Schmidt ..... D15/89  
D634,570 S \* 3/2011 Lin ..... D6/511  
D660,059 S \* 5/2012 Nilsson ..... D6/511  
D676,694 S \* 2/2013 Daily ..... D6/707.22  
D684,399 S \* 6/2013 Gasser ..... D6/705  
D694,046 S \* 11/2013 Walter ..... D6/705  
D694,292 S \* 11/2013 Eby et al. .... D15/89  
D701,408 S \* 3/2014 Mason et al. .... D6/705.7  
D703,983 S \* 5/2014 Poisson ..... D6/705  
2012/0292277 A1 \* 11/2012 Chikkakalbalu ..... 211/94.02

\* cited by examiner

*Primary Examiner* — Kelley Donnelly

(74) *Attorney, Agent, or Firm* — Sutherland Asbill & Brennan LLP

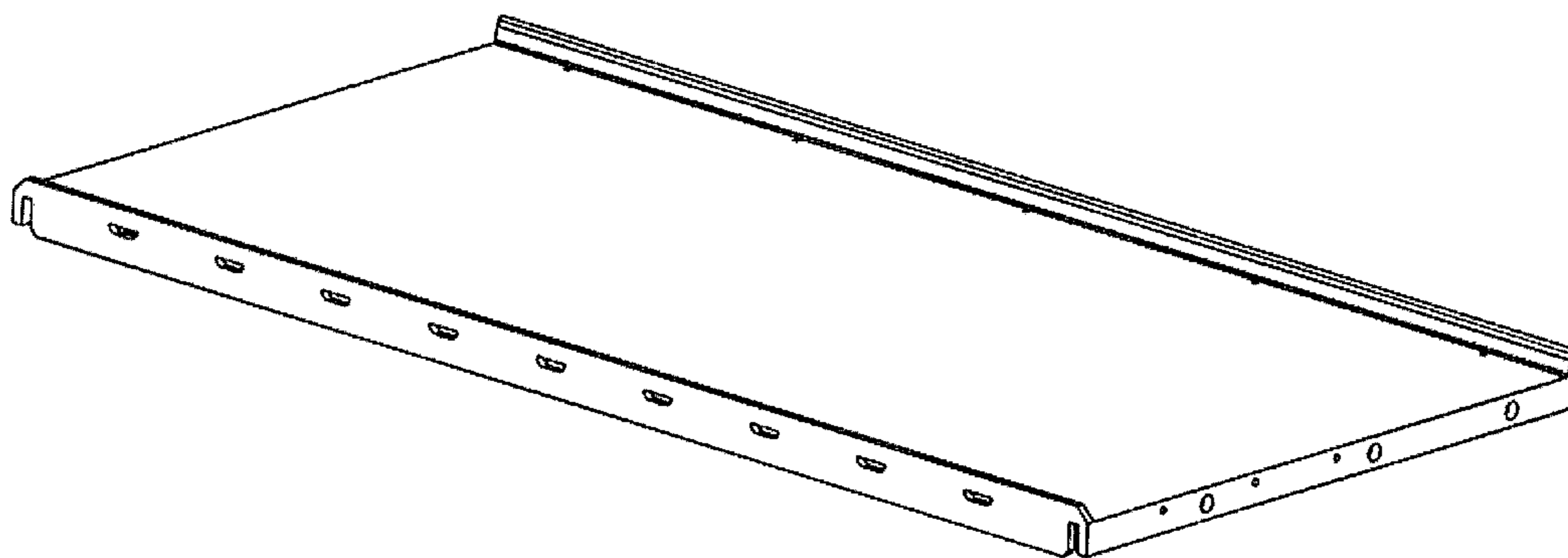
(57) **CLAIM**

The ornamental design for a plastic shelf, as shown and described.

**DESCRIPTION**

FIG. 1 is a perspective view of our new plastic shelf;  
FIG. 2 is a top plan view thereof;  
FIG. 3 is a bottom plan view thereof;  
FIG. 4 is a front plan view thereof;  
FIG. 5 is a right side plan view thereof, the left plan view being the same; and,  
FIG. 6 is a rear plan view thereof.

**1 Claim, 6 Drawing Sheets**



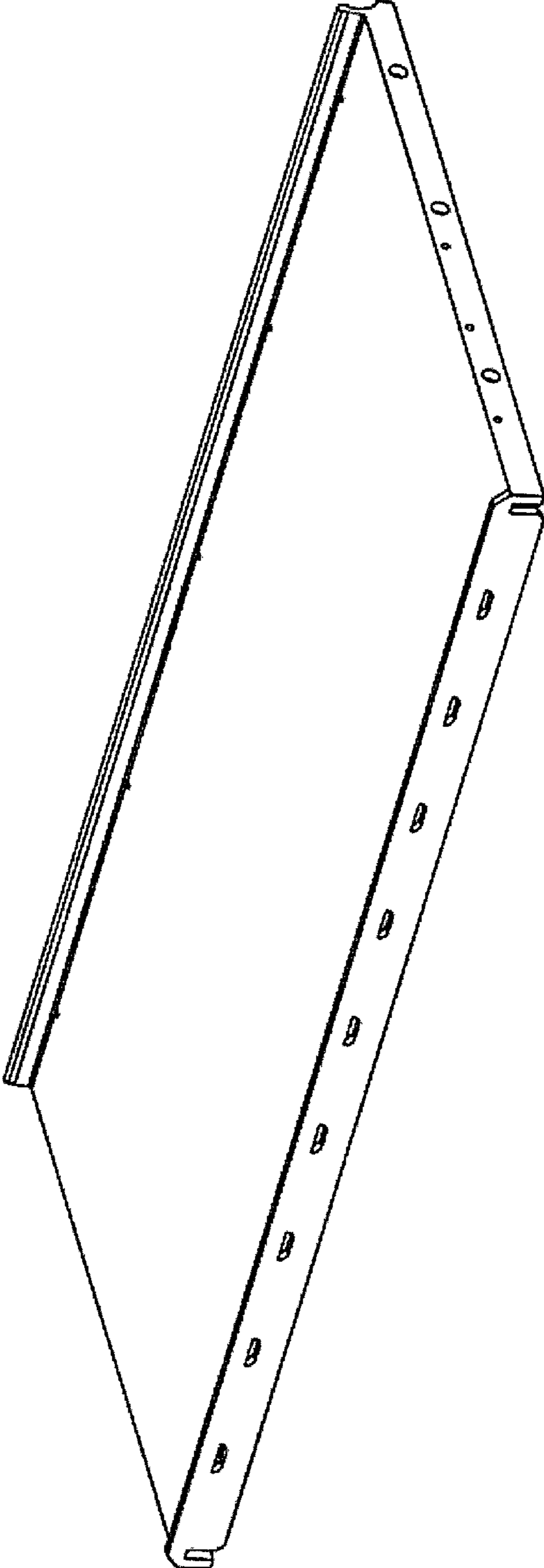


FIG. 1




FIG. 2

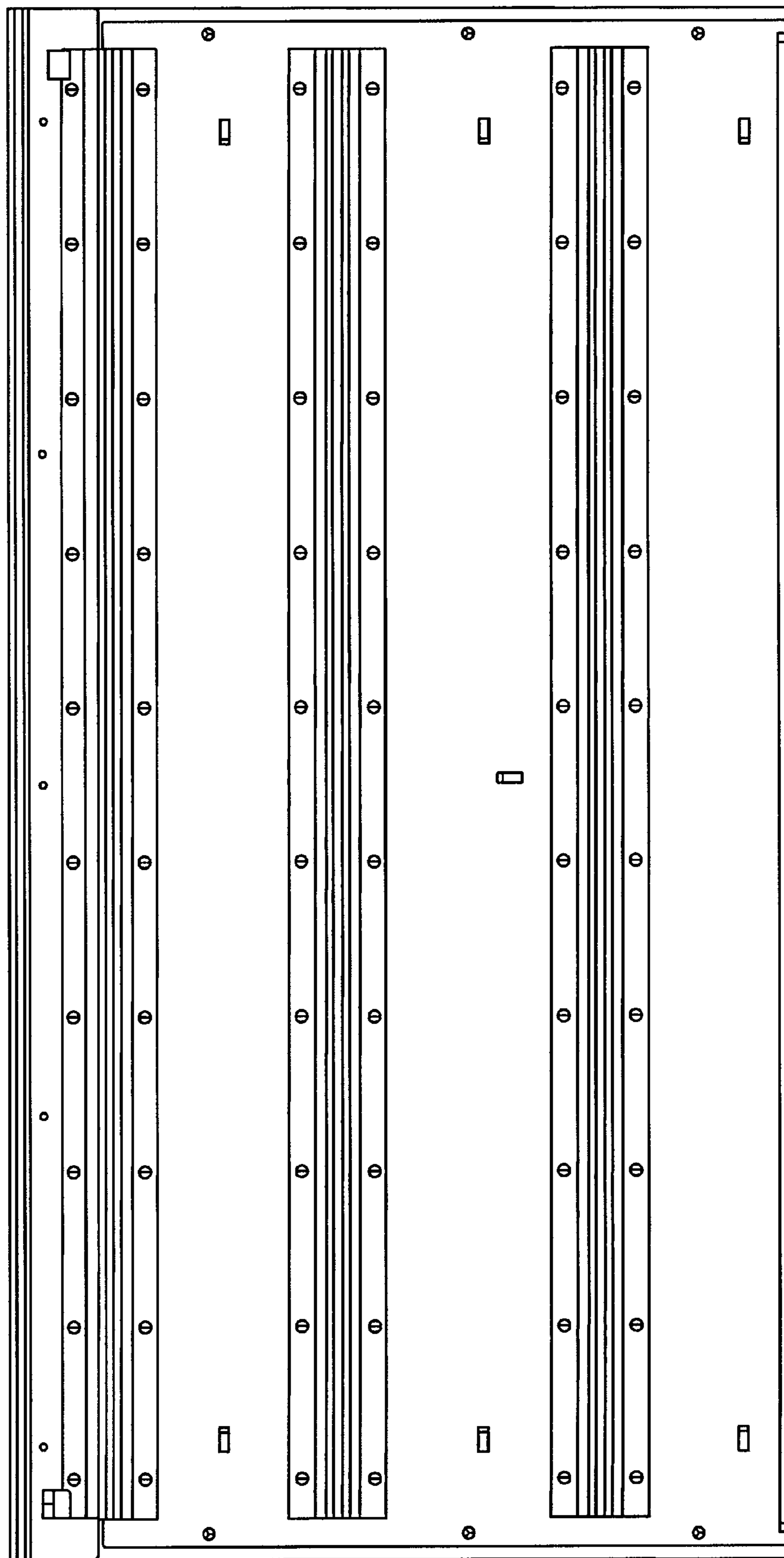


FIG. 3



FIG. 4

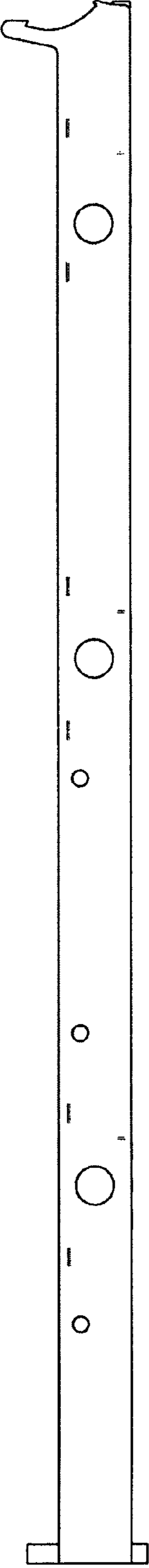


FIG. 5



FIG. 6