



US00D724844S

(12) **United States Design Patent**
Julien

(10) **Patent No.:** **US D724,844 S**
(45) **Date of Patent:** **** Mar. 24, 2015**

- (54) **BAG HANDLE**
- (71) Applicant: **Bernard Julien**, Quebec (CA)
- (72) Inventor: **Bernard Julien**, Quebec (CA)
- (**) Term: **14 Years**
- (21) Appl. No.: **29/463,009**
- (22) Filed: **Jul. 5, 2013**
- (51) **LOC (10) Cl.** **03-01**
- (52) **U.S. Cl.**
USPC **D3/318**
- (58) **Field of Classification Search**
CPC A45F 5/10
USPC D9/434; D3/318; 190/39, 18 A;
294/170-171, 165, 158-159, 142, 137
See application file for complete search history.

D367,817 S *	3/1996	Halpin et al.	D9/434
D372,865 S *	8/1996	Stowell et al.	D9/434
D411,093 S *	6/1999	Selig et al.	D8/321
D473,663 S *	4/2003	Chou	D25/122
6,719,342 B2 *	4/2004	Shinmoto et al.	294/171
D532,972 S *	12/2006	Dixon	D3/318
D666,002 S *	8/2012	Lai	D3/318
D670,502 S *	11/2012	Wu	D3/318

* cited by examiner

Primary Examiner — Holly Baynham

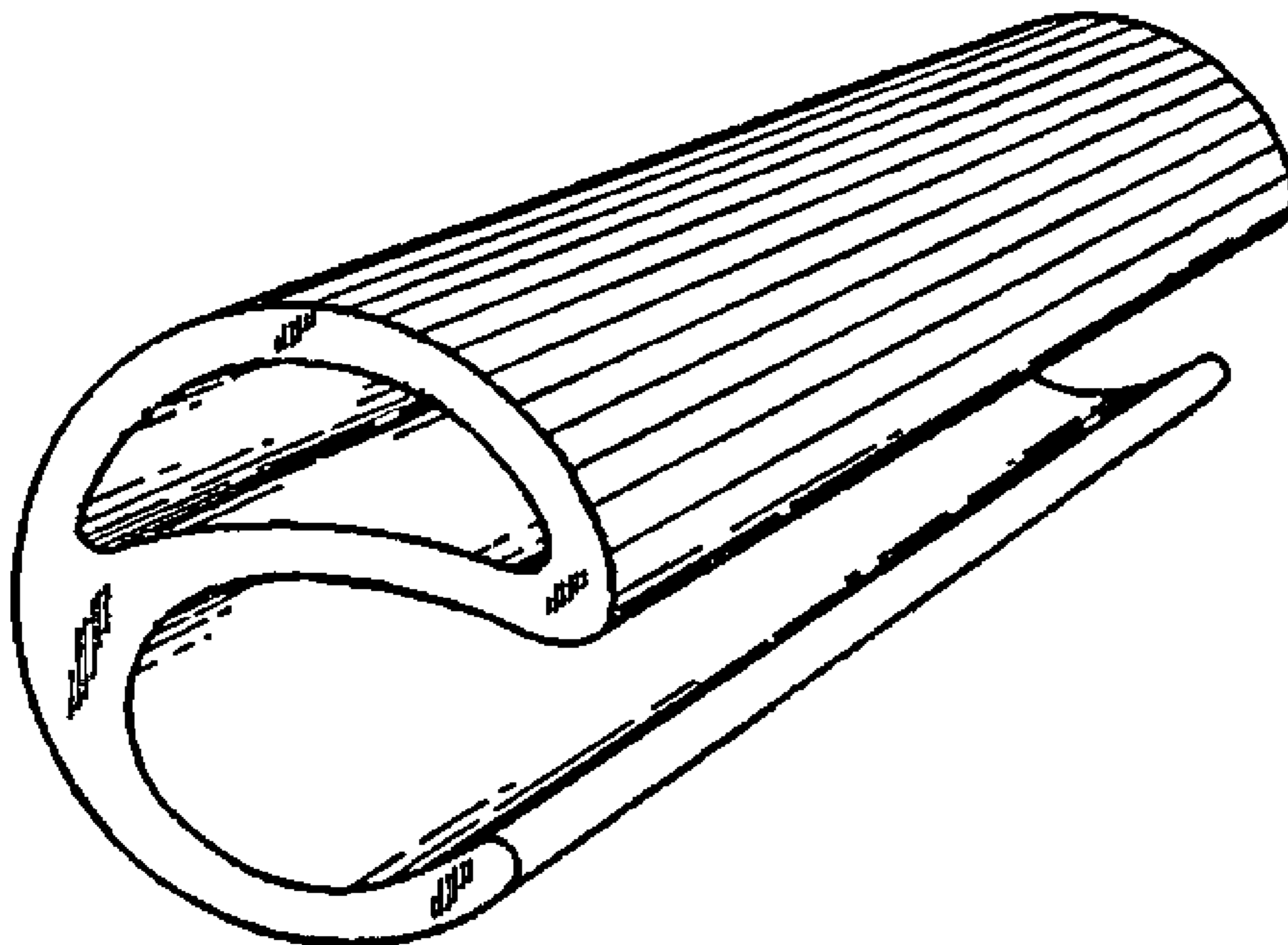
- (56) **References Cited**
U.S. PATENT DOCUMENTS
1,028,489 A * 6/1912 Priddat 294/171
1,678,005 A * 7/1928 Hallerman 294/171
2,444,558 A * 7/1948 Elliott 294/171
2,547,343 A * 4/1951 O'Loughlin 294/171

(57) **CLAIM**
The ornamental design for a “bag handle,” as shown and described.

DESCRIPTION

FIG. 1 is a right side perspective view of the bag handle in accordance with the design;
FIG. 2 is a front elevational view thereof; a rear elevational view being a mirror image of the front elevational view;
FIG. 3 is a right side elevational view thereof;
FIG. 4 is a left side elevational view thereof;
FIG. 5 is a top plan view thereof; and,
FIG. 6 is a bottom plan view thereof.

1 Claim, 3 Drawing Sheets



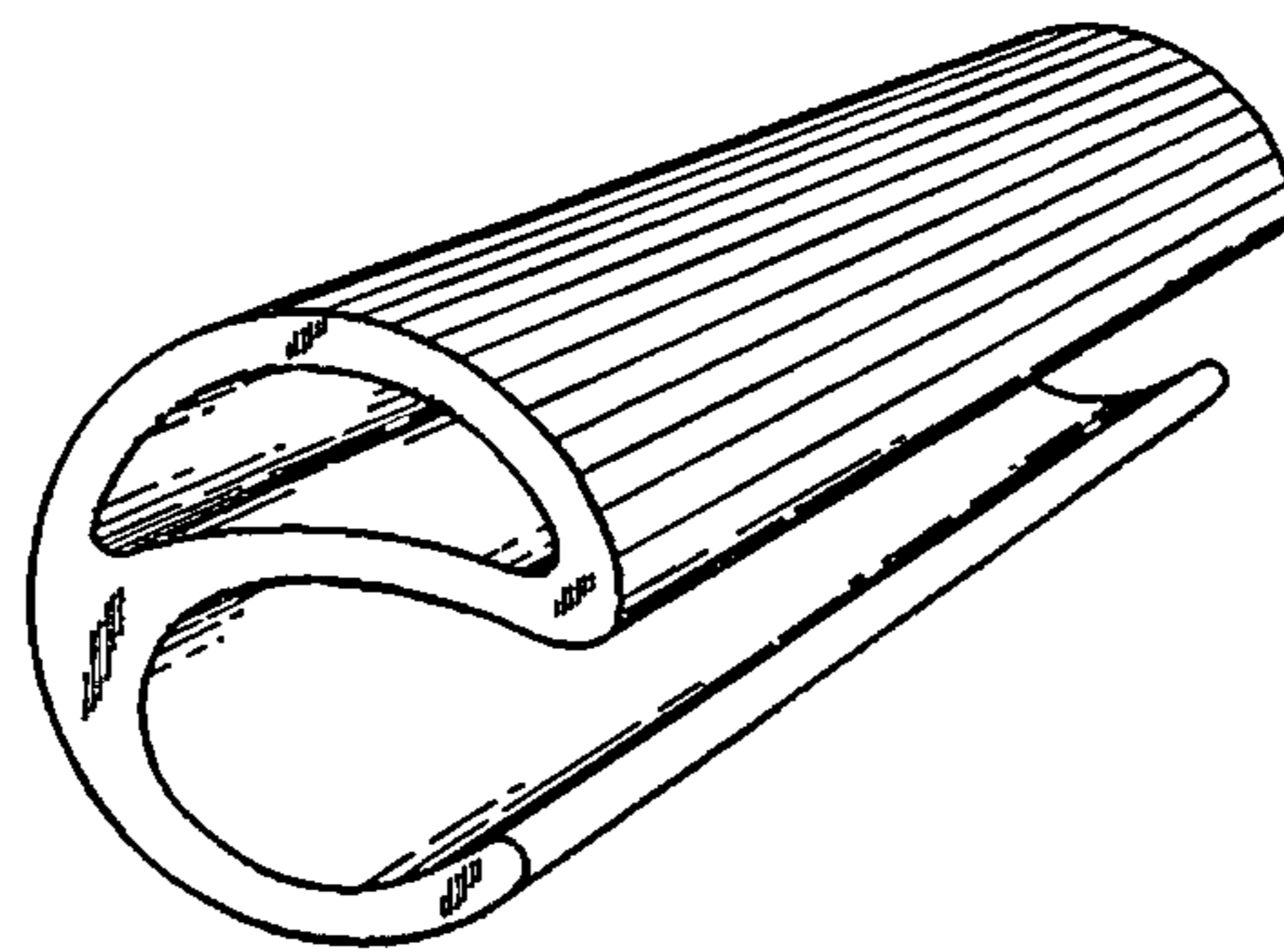


FIG. 1

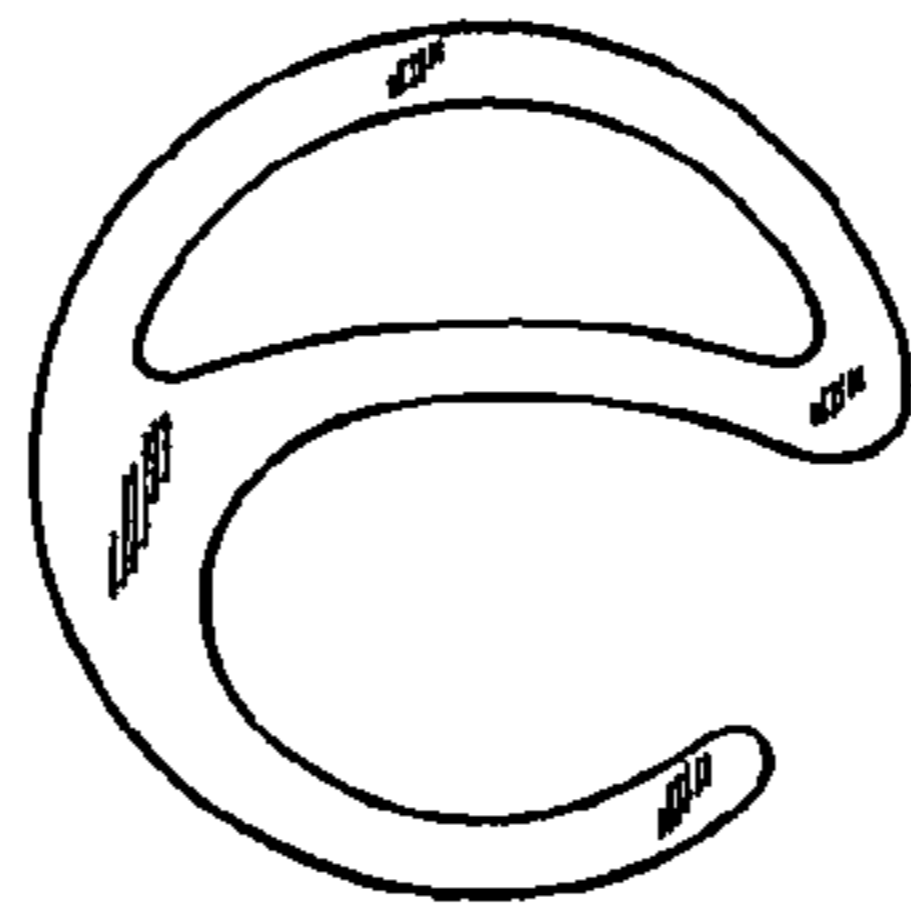


FIG. 2




FIG. 3




FIG. 4




FIG. 5




FIG. 6