



US00D724827S

(12) **United States Design Patent**  
**Wolff et al.**

(10) **Patent No.:** **US D724,827 S**  
(45) **Date of Patent:** **\*\* Mar. 24, 2015**

- (54) **AESTHETIC, HOLE-PATTERNED MOTIF FOR APPLICATION TO/USE ON USEFUL ARTICLES AND THE LIKE**
- (71) Applicant: **Wolff Shoe Company**, Fenton, MO (US)
- (72) Inventors: **Gary Wolff**, St. Louis, MO (US); **Danilo Vivoli**, Florence (IT)
- (73) Assignee: **Wolff Shoe Company**, Fenton, MO (US)
- (\*\*) Term: **14 Years**
- (21) Appl. No.: **29/453,838**
- (22) Filed: **May 3, 2013**
- (51) **LOC (10) Cl.** ..... **02-99**
- (52) **U.S. Cl.**  
USPC ..... **D2/946; D2/976**
- (58) **Field of Classification Search**  
USPC ..... D2/896, 916-918, 925-942, 945, 946,  
D2/969, 971, 976; 36/1, 7.5-7.8, 8.1, 11.5,  
36/45-58, 104, 108, 136  
See application file for complete search history.

D64,228 S *	3/1924	Smolen	.....	D2/939
D116,931 S *	10/1939	Greenblatt	.....	D2/942
D143,685 S *	1/1946	Vivier	.....	D2/932
D176,338 S *	12/1955	Joyce	.....	D2/927
D247,396 S *	3/1978	Schlerth	.....	D2/939
D652,200 S *	1/2012	Wolff	.....	D2/925

\* cited by examiner

*Primary Examiner* — Dominic Simone

(74) *Attorney, Agent, or Firm* — Harness, Dickey & Pierce, P.L.C.

(57) **CLAIM**


The aesthetic hole-patterned motif for application to/use on useful articles and the like, as shown and described.

**DESCRIPTION**

FIG. 1 is a left perspective view of the hole-patterned motif for application to/use on useful articles and the like;  
 FIG. 2 is a right side view thereof;  
 FIG. 3 is a left side view thereof;  
 FIG. 4 is a plan view thereof;  
 FIG. 5 is a back perspective view thereof; and,  
 FIG. 6 is a front perspective view thereof.  
 The broken lines shown in all of the figures are for environmental purposes only and form no part of the claimed design.

**1 Claim, 5 Drawing Sheets**

- (56) **References Cited**  
U.S. PATENT DOCUMENTS  
D9,662 S \* 12/1876 Meyer ..... D2/939  
D63,649 S \* 12/1923 Hruska ..... D2/939



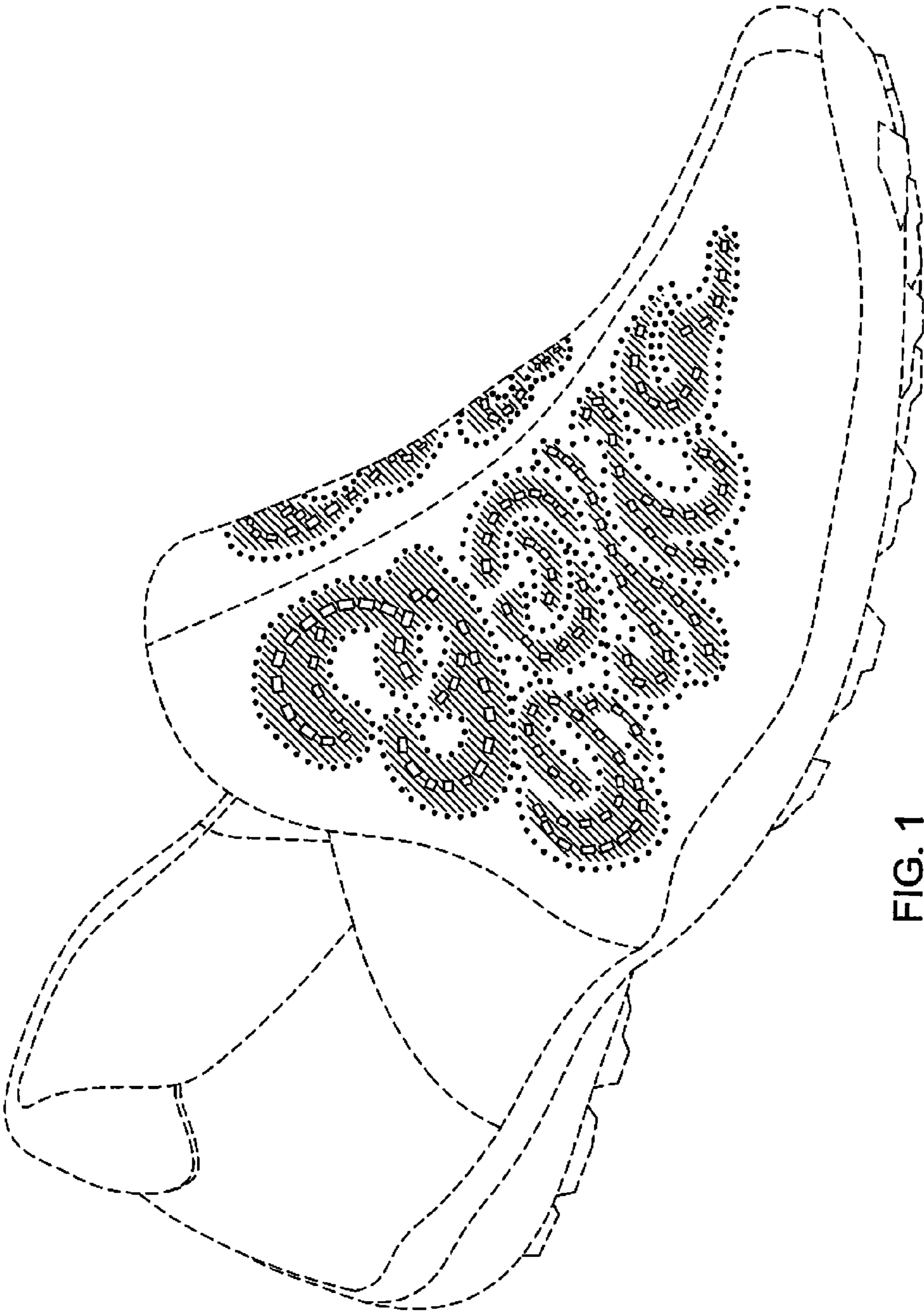


FIG. 1

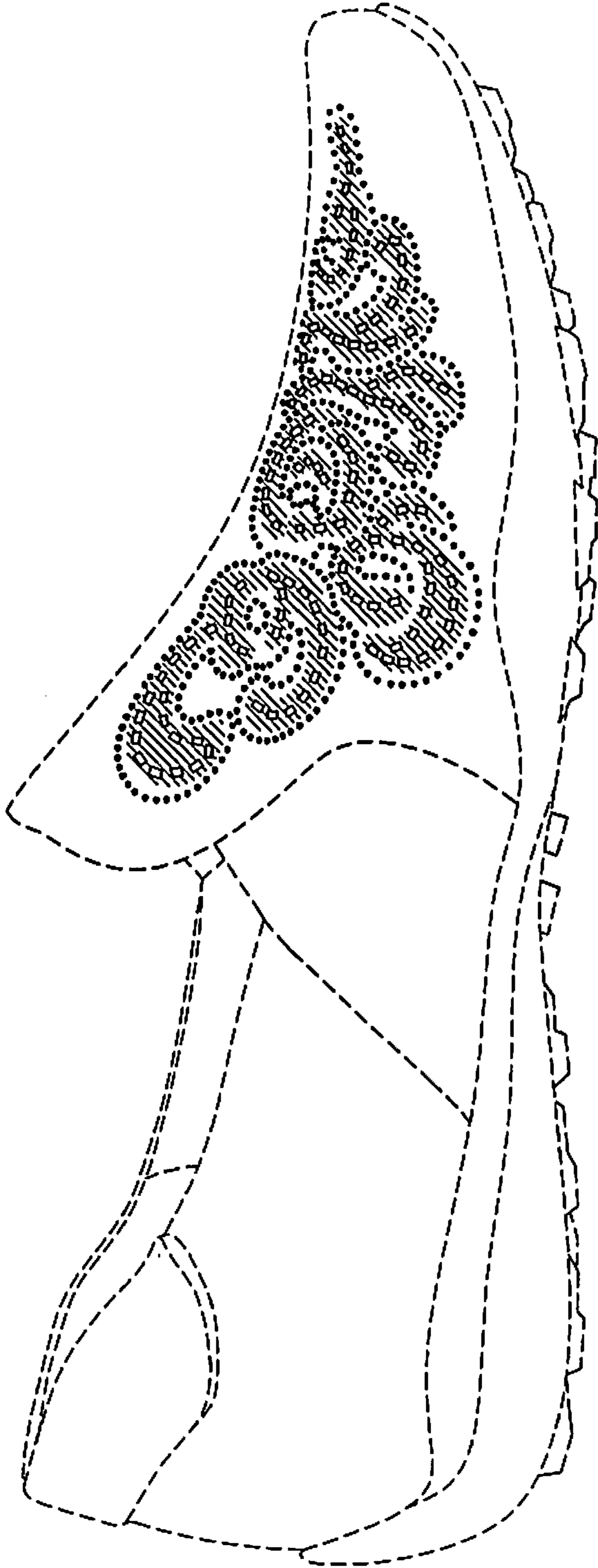


FIG. 2

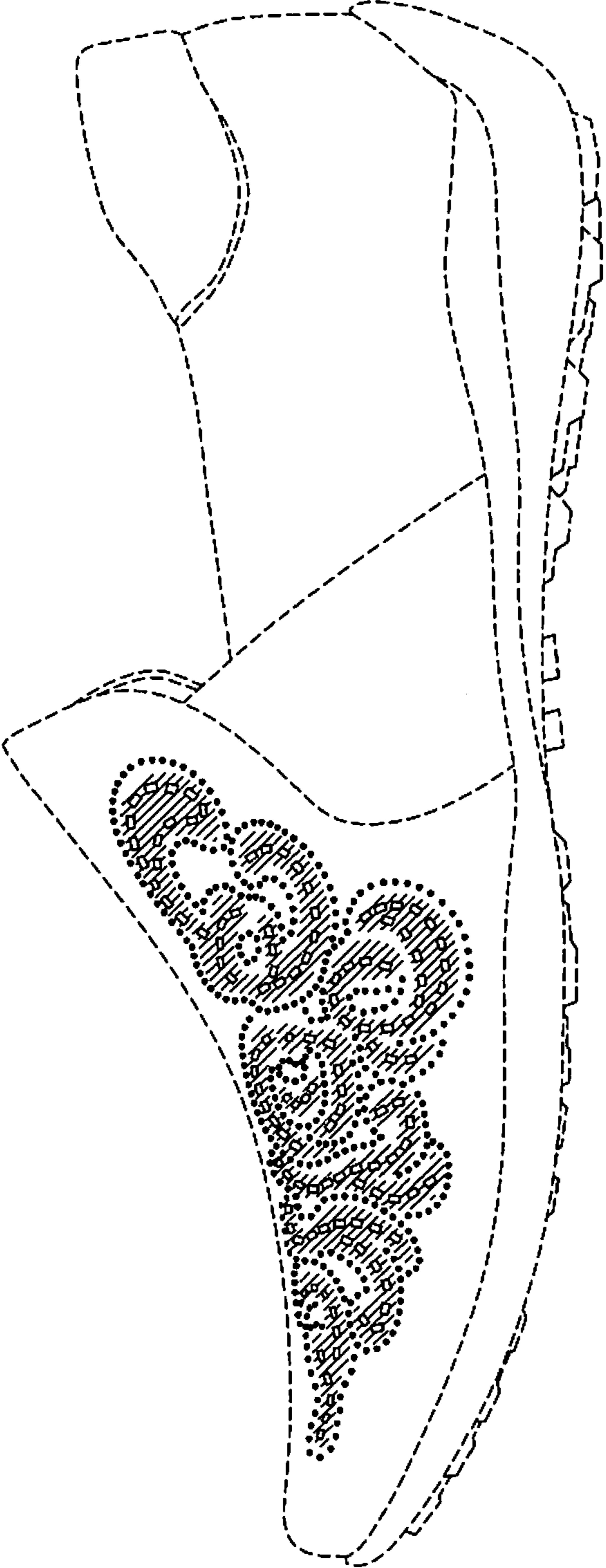


FIG. 3




FIG. 4

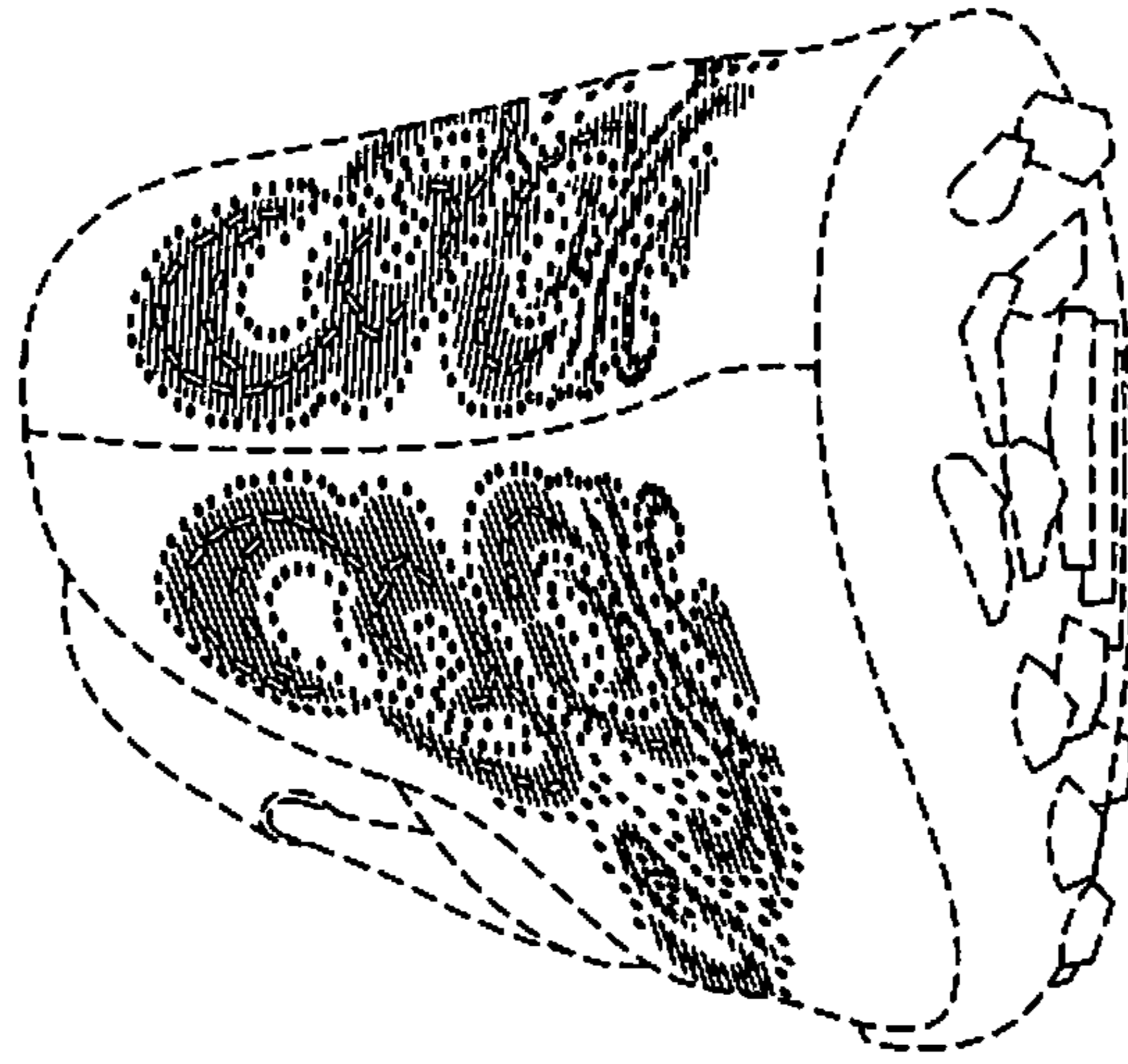


FIG. 6




FIG. 5