



US00D724824S

(12) **United States Design Patent**
Tadros

(10) **Patent No.:** **US D724,824 S**
(45) **Date of Patent:** **** Mar. 24, 2015**

- (54) **SLIPPER**
- (71) Applicant: **Leila Tadros**, Parlin, NJ (US)
- (72) Inventor: **Leila Tadros**, Parlin, NJ (US)
- (73) Assignee: **IdeaVillage Products, Corp**, Wayne, NJ (US)
- (**) Term: **14 Years**
- (21) Appl. No.: **29/474,374**
- (22) Filed: **Aug. 25, 2014**
- (51) **LOC (10) Cl.** **02-04**
- (52) **U.S. Cl.**
USPC **D2/919**
- (58) **Field of Classification Search**
CPC A41B 11/00; A43B 1/04; A43B 5/08;
A43B 3/16
USPC D02/897, 898-900, 903, 907, 948, 969,
D02/972-974, 980, 984, 989; 36/45, 50.1,
36/83, 77 M, 77 R, 88, 113, 114, 126-131
See application file for complete search history.

- 1,742,176 A * 12/1929 Hebig 36/8.1
- 3,416,174 A * 12/1968 Novitske 12/142 E
- 3,492,674 A * 2/1970 Poole 2/239
- D412,776 S * 8/1999 Biedermann D2/919
- D512,816 S * 12/2005 Hall D2/909
- D558,433 S * 1/2008 Cagner D2/919
- D672,940 S * 12/2012 Zweiback D2/896

* cited by examiner

Primary Examiner — Ian Simmons
Assistant Examiner — Rashida C McCoy
(74) *Attorney, Agent, or Firm* — Dan DeLaRosa

(57) **CLAIM**
The ornamental design for slipper, as shown and described.

DESCRIPTION

FIG. 1 is a front perspective view of the slipper of the present invention showing my new design;
FIG. 2 is front side elevational view thereof;
FIG. 3 is back side elevational view thereof;
FIG. 4 is a side elevational view thereof;
FIG. 5 is another side elevational view thereof;
FIG. 6 is a top plan view thereof; and,
FIG. 7 is a bottom plan view thereof.
The broken lines on the vamp, bottom, heel and along the opening of the slipper represent unclaimed subject matter and form no part of the claim.

- (56) **References Cited**
U.S. PATENT DOCUMENTS
D60,785 S * 4/1922 Herig D2/919
D64,896 S * 6/1924 Novitske D2/919

1 Claim, 6 Drawing Sheets






FIG. 1

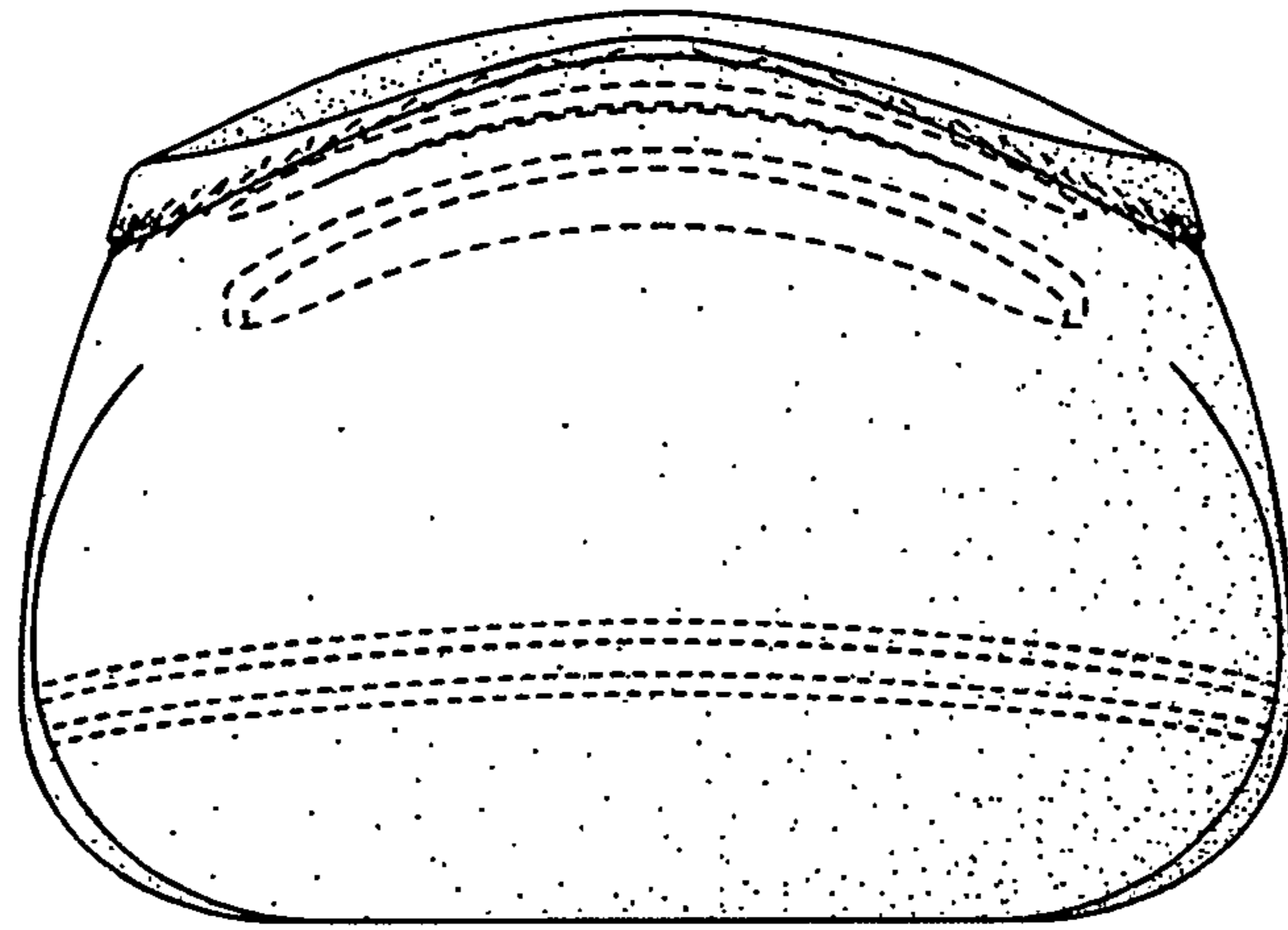


FIG. 2

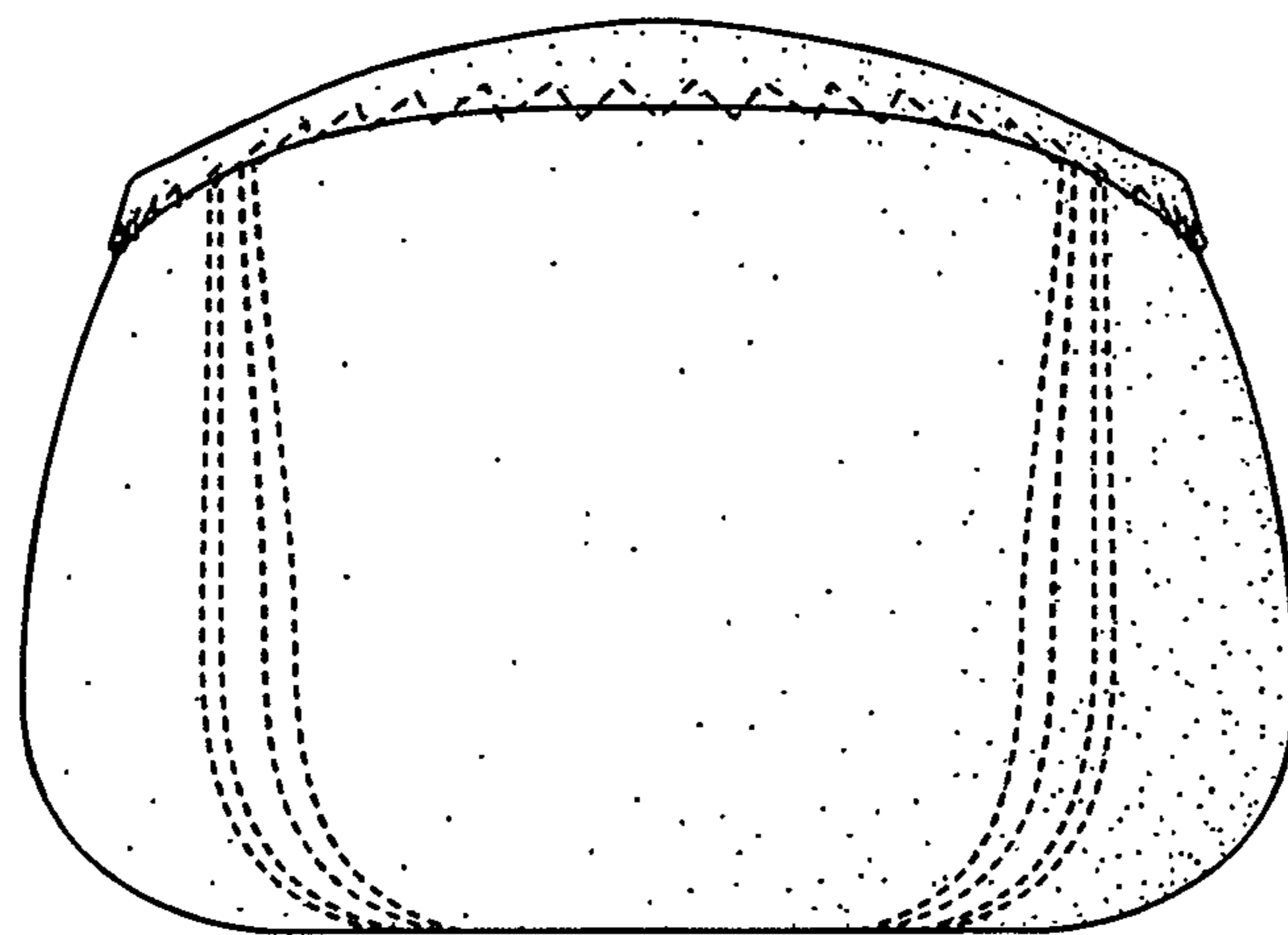


FIG. 3

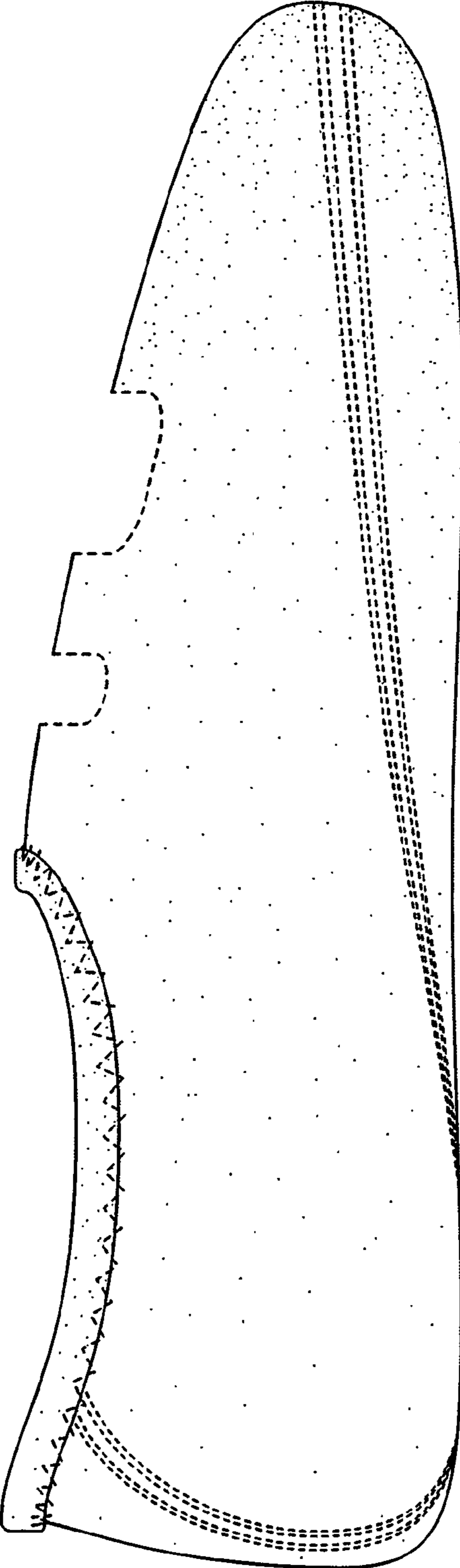


FIG. 4

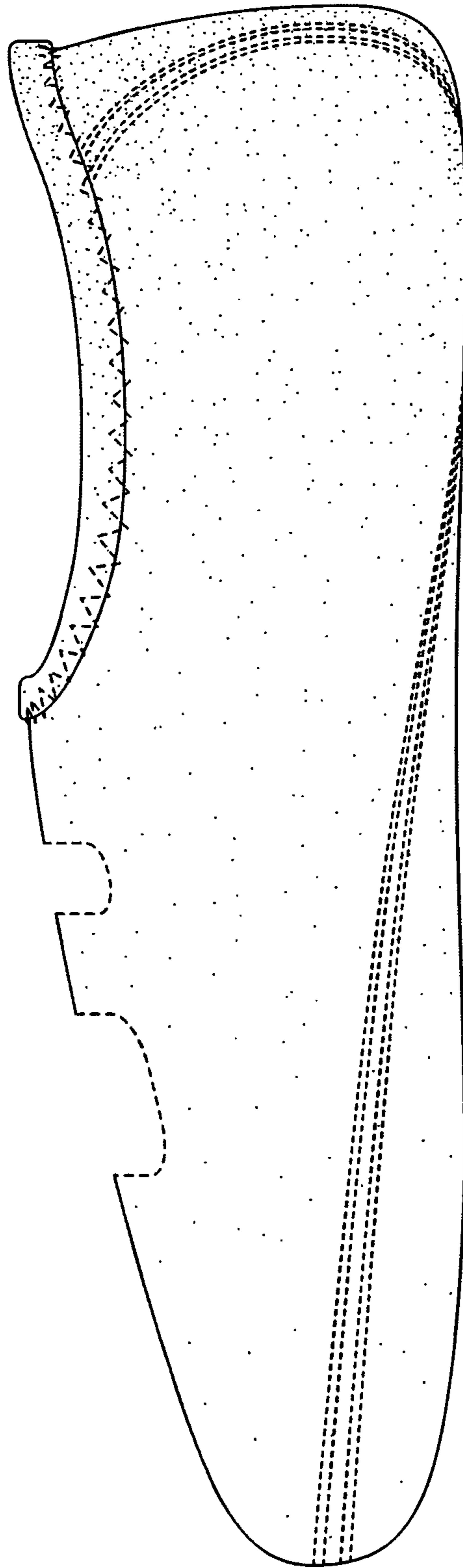


FIG. 5

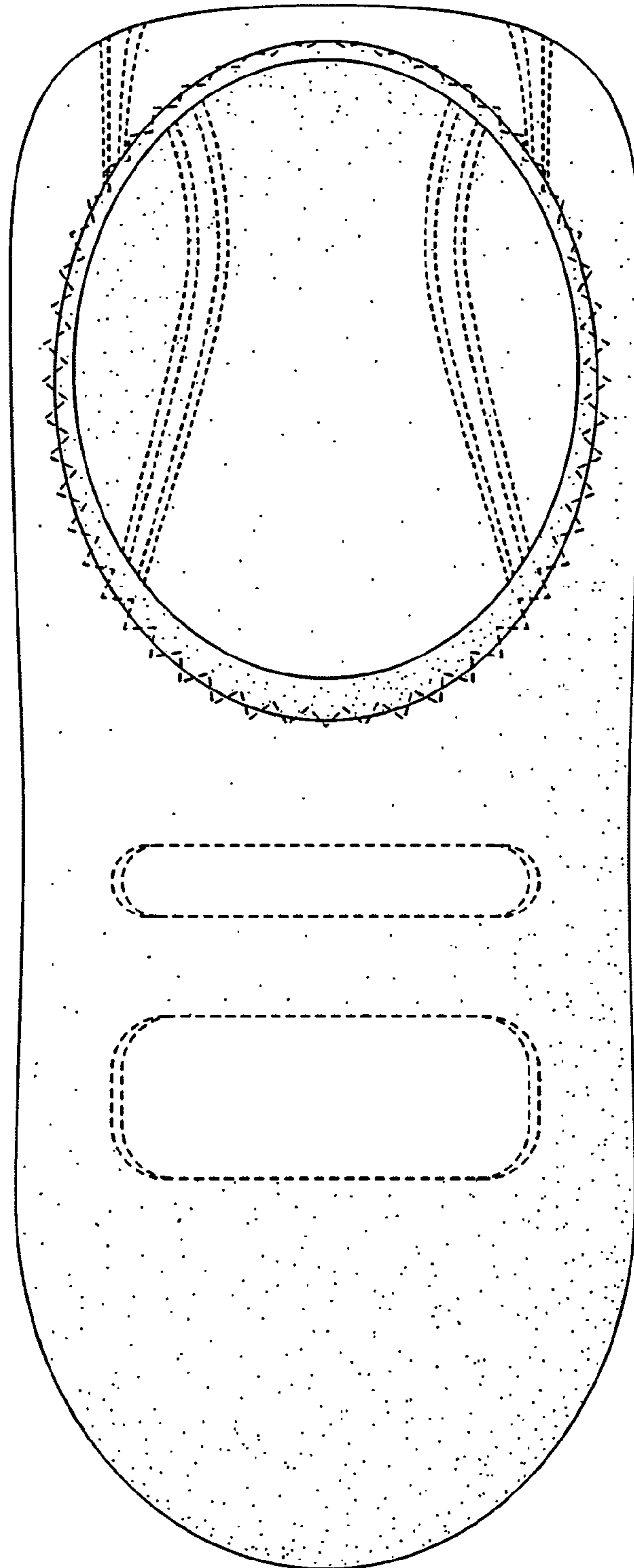


FIG. 6

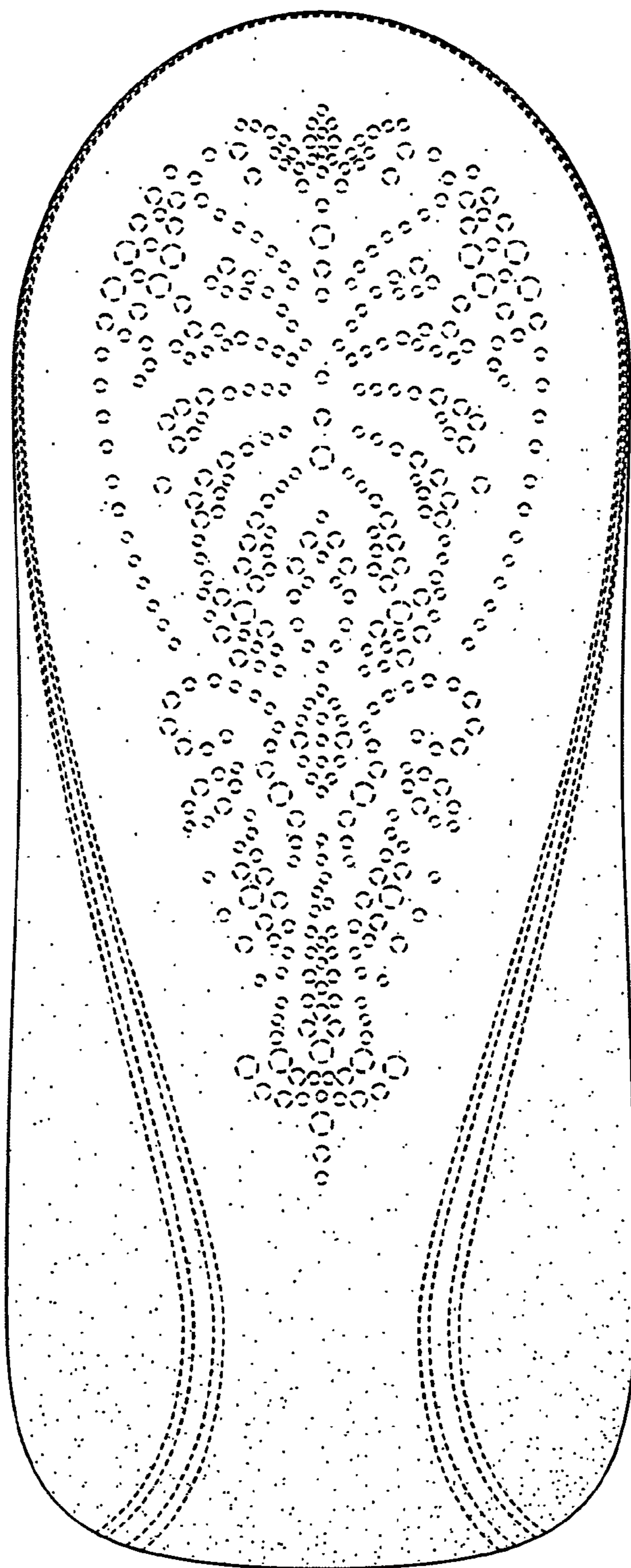


FIG. 7