



US00D724822S

(12) **United States Design Patent**
Ciric

(10) **Patent No.:** **US D724,822 S**
(45) **Date of Patent:** **** Mar. 24, 2015**

(54) **PROTECTOR FOR FOOTWEAR**
(75) Inventor: **Maria Ciric**, Oakville (CA)
(73) Assignee: **7940769 Canada Ltd**
(**) Term: **14 Years**
(21) Appl. No.: **29/421,220**
(22) Filed: **Jun. 14, 2012**

Primary Examiner — Ian Simmons
Assistant Examiner — Rashida C McCoy

(51) **LOC (10) Cl.** **02-04**
(52) **U.S. Cl.**
USPC **D2/909**
(58) **Field of Classification Search**
USPC D02/909, 914, 915, 946, 976; 36/72 B,
36/72 R, 73, 71.5, 7.1 R, 58.6
See application file for complete search history.

(57) **CLAIM**
The ornamental design for a protector for footwear, as shown and described.

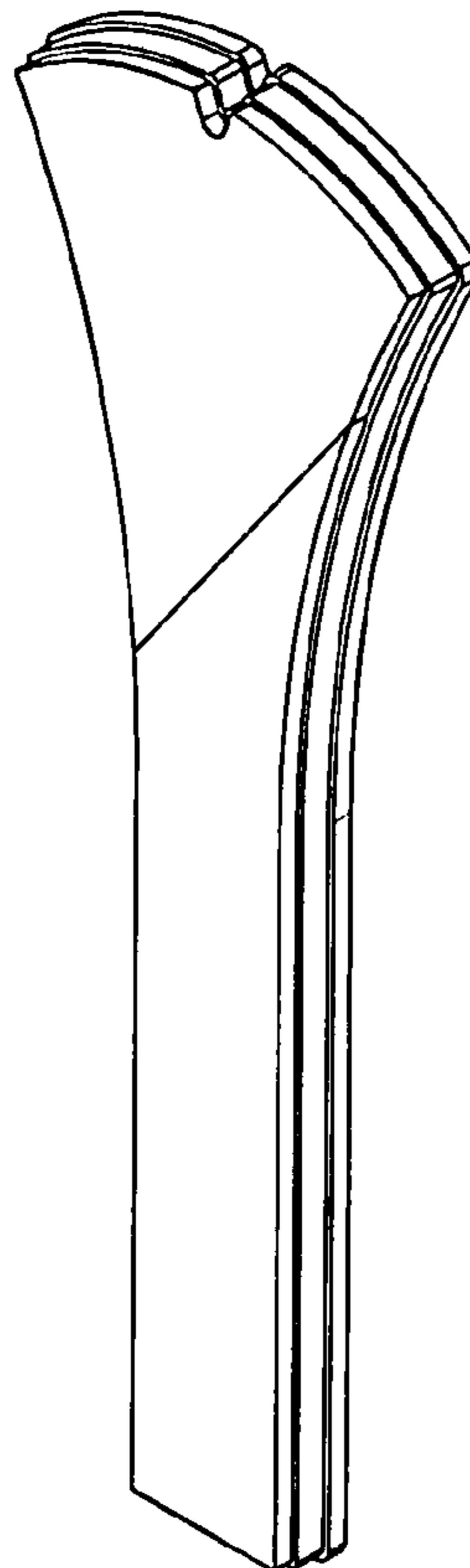
DESCRIPTION

FIG. 1 is a front perspective view of a protector for footwear, showing my new design;
FIG. 2 is a front elevation of the design of FIG. 1;
FIG. 3 is a rear elevation on the design of FIG. 1;
FIG. 4 is a left side elevation of the design of FIG. 1;
FIG. 5 is a right side elevation of the design of FIG. 1;
FIG. 6 is a top plan view of the design of FIG. 1;
FIG. 7 is a bottom plan view of the design of FIG. 1;
FIG. 8 is a front perspective view of another embodiment of a protector for footwear showing my new design;
FIG. 9 is a front elevation of the design of FIG. 8;
FIG. 10 is a rear elevation on the design of FIG. 8;
FIG. 11 is a left side elevation of the design of FIG. 8;
FIG. 12 is a right side elevation of the design of FIG. 8;
FIG. 13 is a top plan view of the design of FIG. 8; and,
FIG. 14 is a bottom plan view of the design of FIG. 8.

(56) **References Cited**
U.S. PATENT DOCUMENTS
1,922,058 A * 8/1933 Miller et al. 101/129
3,153,289 A * 10/1964 Martin 36/72 B
D253,318 S * 11/1979 Maccario D2/915
D306,932 S * 4/1990 Flanders D2/915
D318,560 S * 7/1991 Fitzpatrick et al. D2/915
D346,060 S * 4/1994 Martinez D2/915
D367,157 S * 2/1996 Gage, Sr. D2/915

* cited by examiner

1 Claim, 3 Drawing Sheets



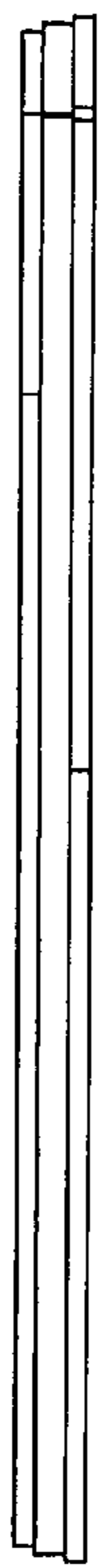


Fig. 5

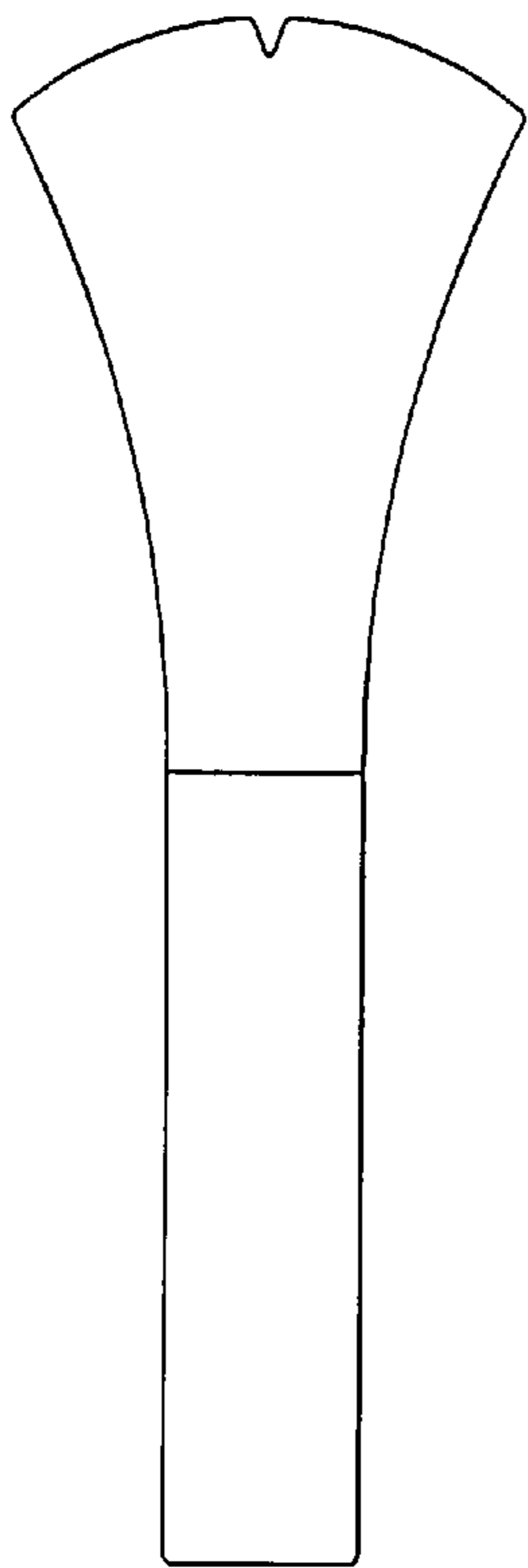


Fig. 3

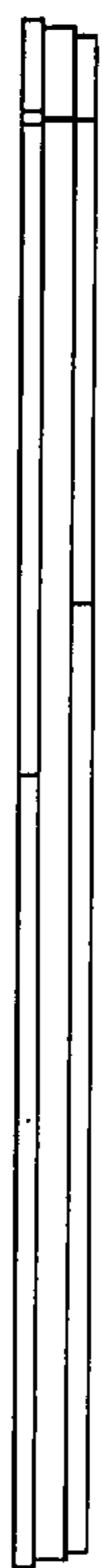


Fig. 4

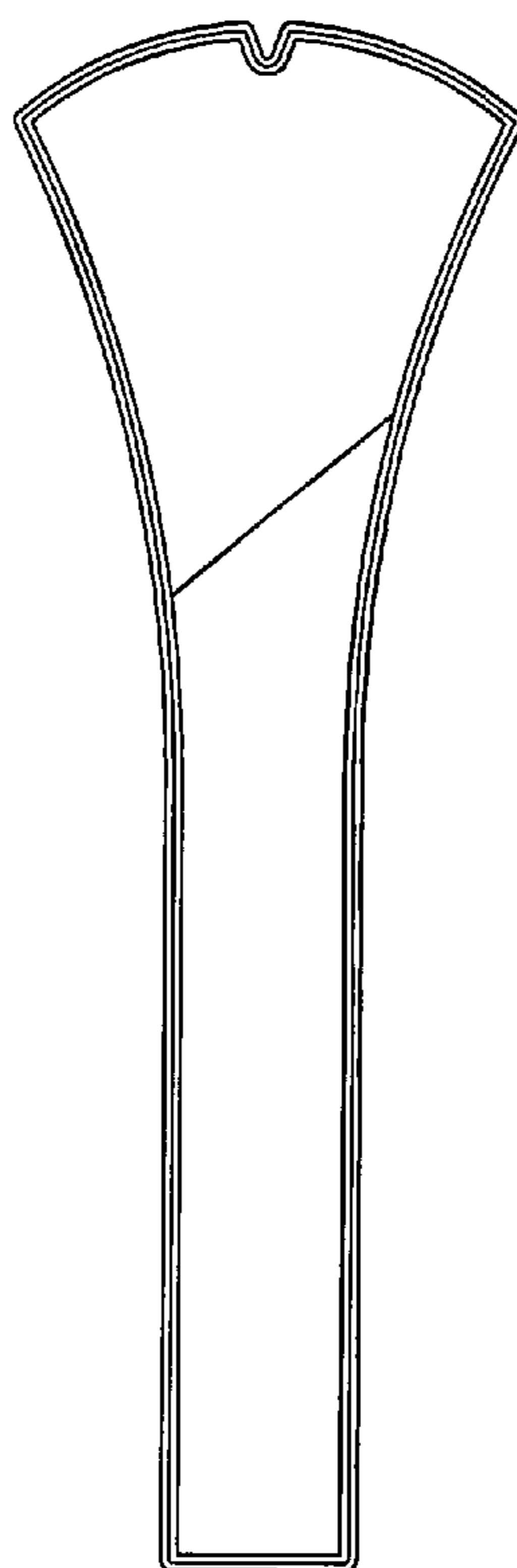


Fig. 2

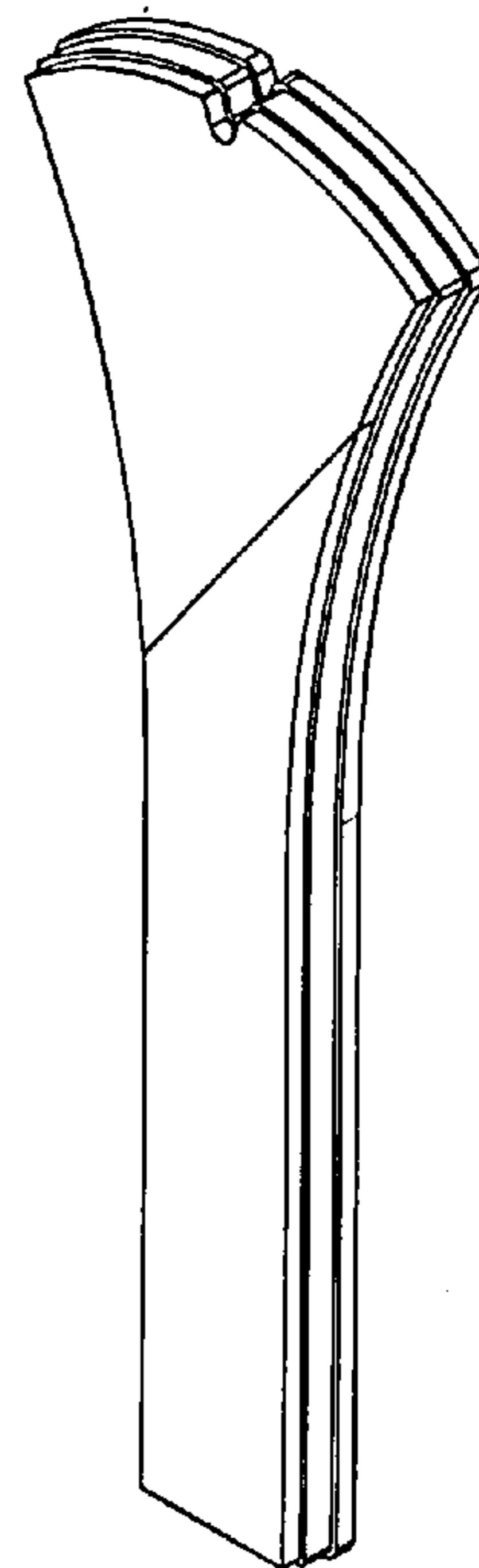


Fig. 1

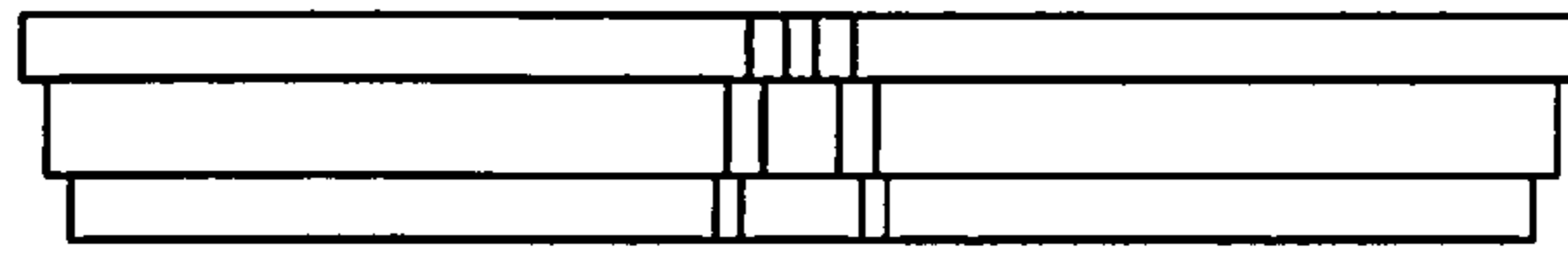


Fig. 6




Fig. 7

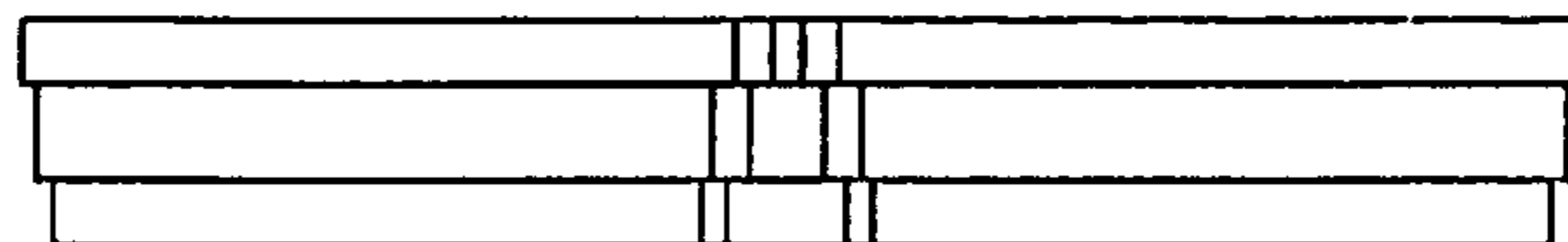


Fig. 13




Fig. 14

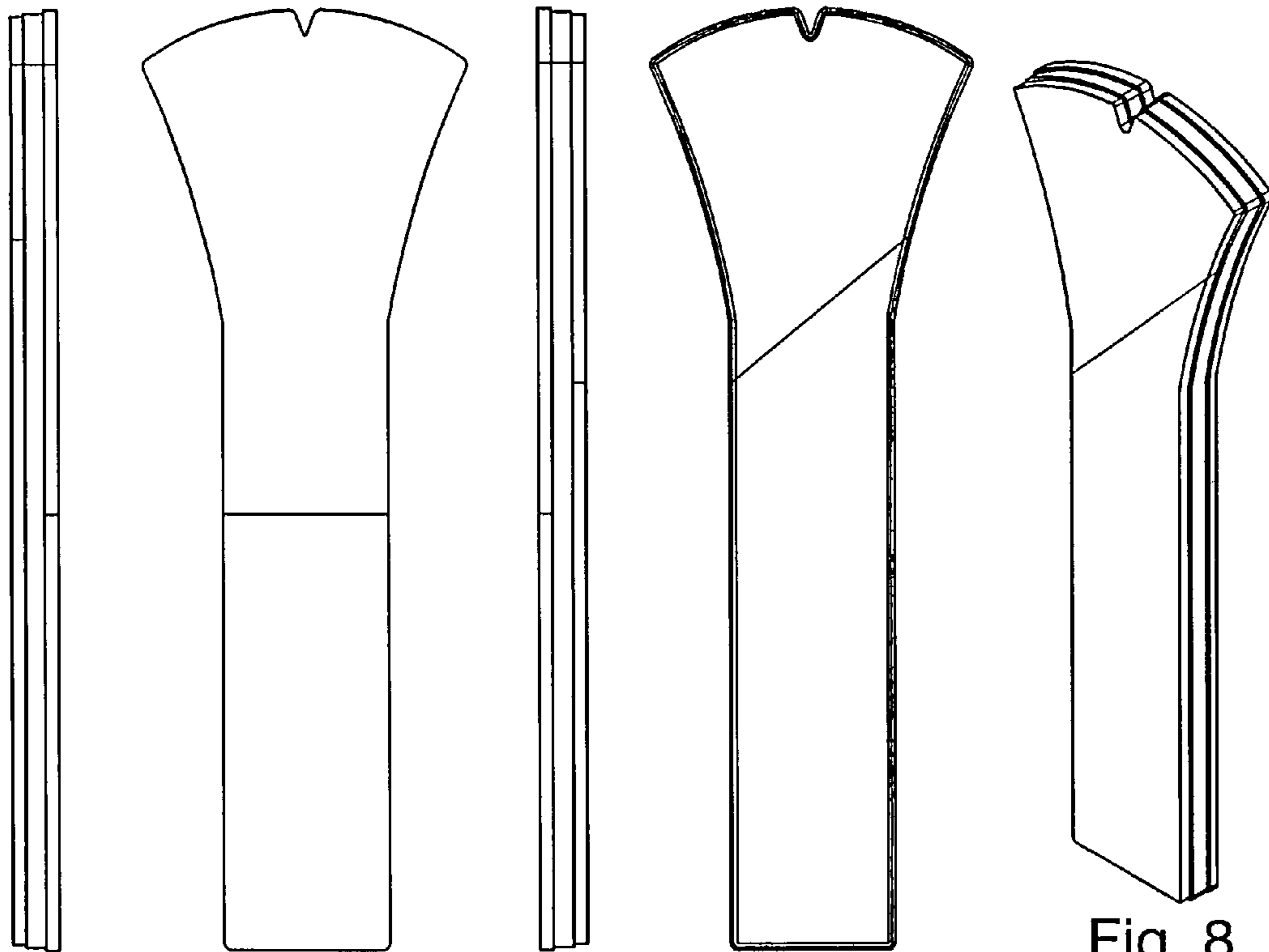


Fig. 12

Fig. 10

Fig. 11

Fig. 9

Fig. 8