

US00D724811S

(12) **United States Design Patent**
Reitinger

(10) **Patent No.:** **US D724,811 S**
(45) **Date of Patent:** **** Mar. 17, 2015**

(54) **SAFE DEPOSIT BOX**

(71) Applicant: **KEBA AG**, Linz (AT)

(72) Inventor: **Franz Reitinger**, Rottenegg (AT)

(73) Assignee: **KEBA AG**, Linz (AT)

(**) Term: **14 Years**

(21) Appl. No.: **29/483,028**

(22) Filed: **Feb. 25, 2014**

(30) **Foreign Application Priority Data**

Aug. 27, 2013 (EM) 002297663-0002

(51) **LOC (10) Cl.** **20-01**

(52) **U.S. Cl.**
USPC **D99/28**

(58) **Field of Classification Search**
USPC D99/28, 34, 35, 36, 43, 99;
D14/300-303, 900-902; D18/3.1-3.3,
D18/4.1-4.6, 12.1-12.3; 206/0.8, 0.81,
206/0.815, 0.82, 0.83, 0.84; 101/66;
109/1 R, 1 V, 2, 23, 24.1, 25, 58, 58.5,
109/66; 446/8-13; 705/16, 17, 18, 42, 43,
705/44, 45

See application file for complete search history.

(56) **References Cited**

U.S. PATENT DOCUMENTS

6,029,888 A * 2/2000 Harvey 235/379
D456,587 S * 4/2002 Kit et al. D99/28
6,527,172 B1 * 3/2003 Lewis et al. 235/379

D492,080 S * 6/2004 Magee et al. D99/28
7,028,888 B2 * 4/2006 Laskowski 235/379
7,533,802 B1 * 5/2009 McGinley et al. 235/379
D596,374 S * 7/2009 Kang et al. D99/28
D625,305 S * 10/2010 Bleck et al. D14/307
D629,585 S * 12/2010 Bleck et al. D99/28
7,959,072 B1 * 6/2011 Jenkins et al. 235/379
D645,223 S * 9/2011 Bleck et al. D99/28
D651,784 S * 1/2012 Rohan et al. D99/28
D652,601 S * 1/2012 Rohan et al. D99/28
D653,420 S * 1/2012 Rohan et al. D99/28
D653,421 S * 1/2012 Rohan et al. D99/28
8,181,857 B1 * 5/2012 Lute et al. 235/379
D682,504 S * 5/2013 Lee et al. D99/28
8,573,484 B1 * 11/2013 Irudayam et al. 235/379
D696,484 S * 12/2013 Lee et al. D99/28
D696,485 S * 12/2013 Lee et al. D99/28
2004/0262379 A1 * 12/2004 Gomes 235/379
2008/0296365 A1 * 12/2008 Schliebe 235/379

* cited by examiner

Primary Examiner — Elizabeth J Oswecki

(74) *Attorney, Agent, or Firm* — Collard & Roe, P.C.

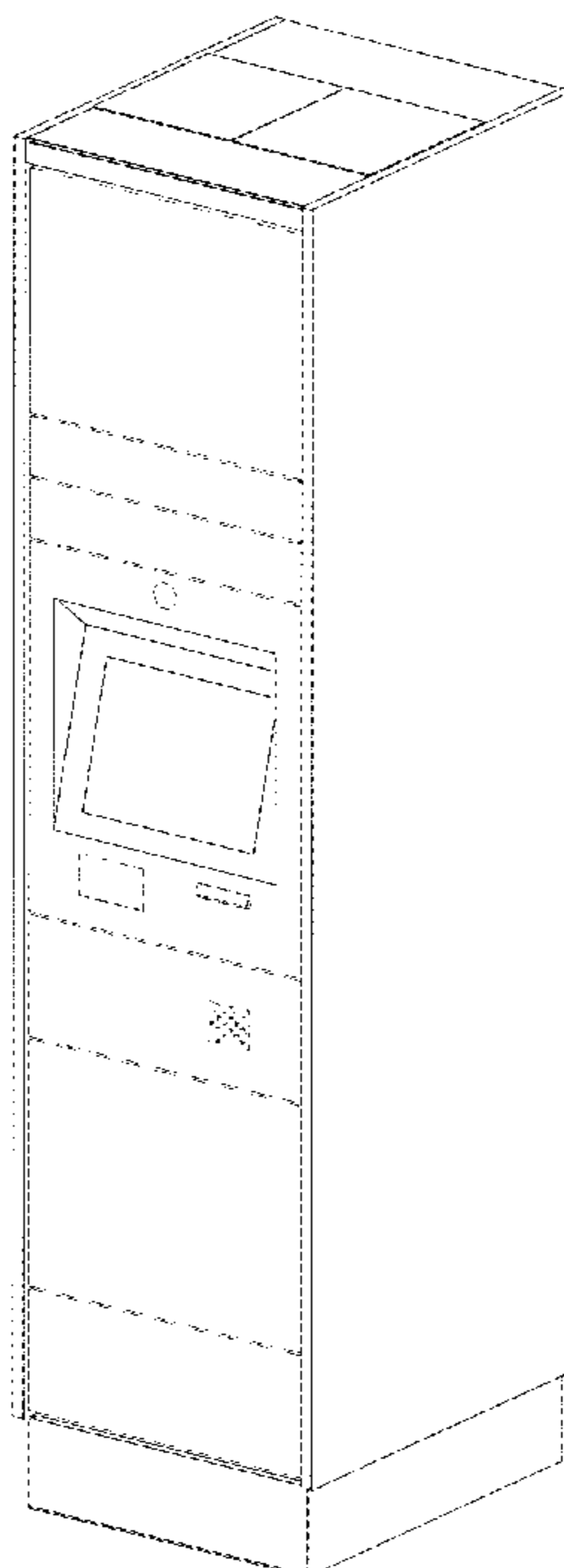
(57) **CLAIM**

The ornamental design for a safe deposit box, as shown and described.

DESCRIPTION

FIG. 1 is a front and side perspective view a safe deposit box showing my new design;
FIG. 2 is a front view thereof; and,
FIG. 3 is a top, front and side perspective view thereof.
All surfaces not shown form no part of the claimed design.
The areas shown in broken lines show environmental structure only and form no part of the claimed design.

1 Claim, 3 Drawing Sheets



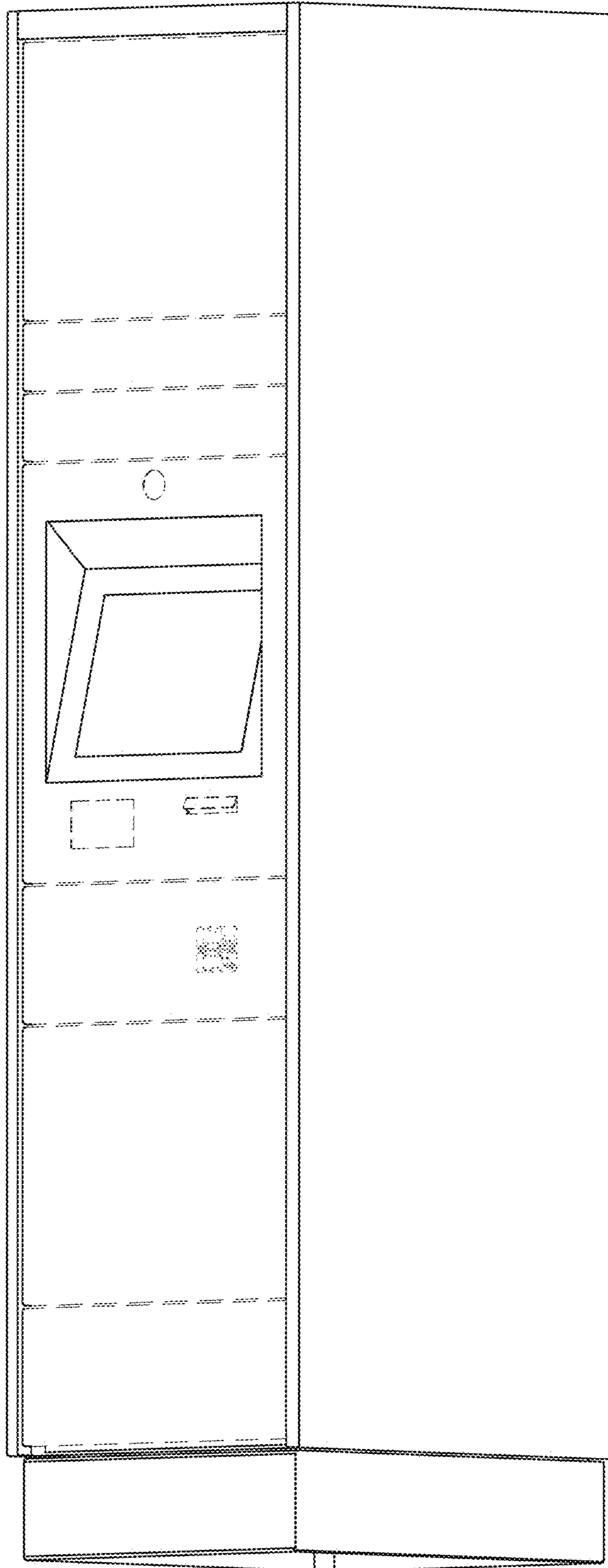


Fig. 1

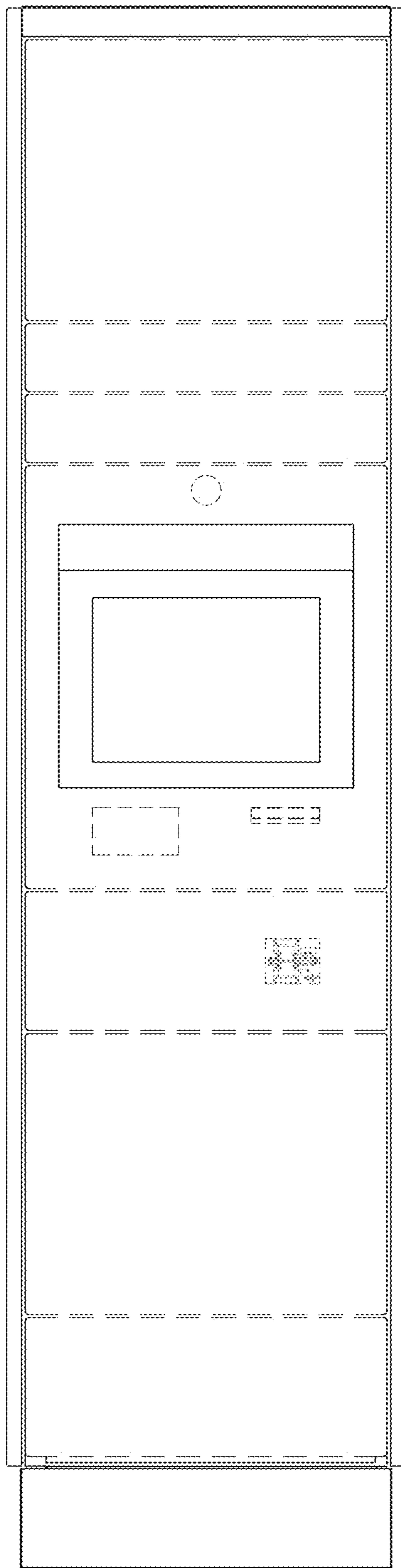


Fig.2

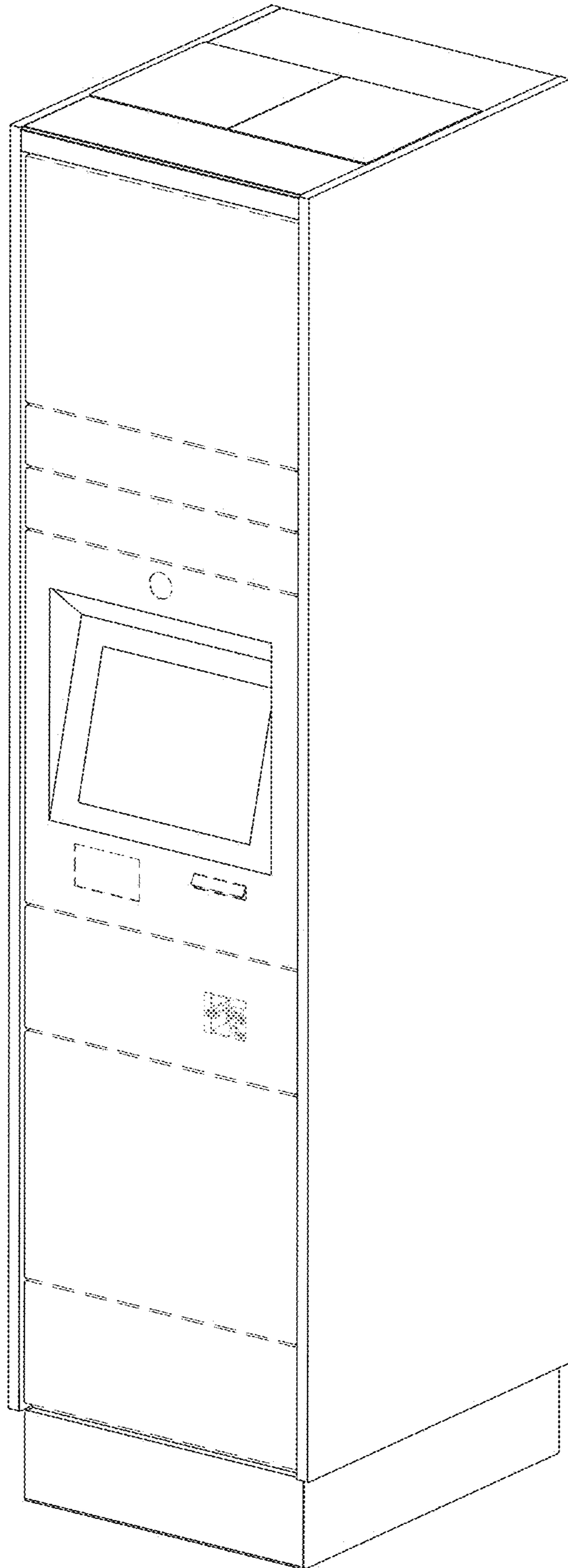


Fig.3