



US00D724802S

(12) **United States Design Patent**  
**Krenkler**

(10) **Patent No.:** **US D724,802 S**  
(45) **Date of Patent:** **\*\* Mar. 17, 2015**

- (54) **FISH DRYER BALL**
- (71) Applicant: **Kikkerland Design, Inc.**, New York, NY (US)
- (72) Inventor: **Elisabeth Krenkler**, New York, NY (US)
- (73) Assignee: **Kikkerland Design, Inc.**, New York, NY (US)
- (\*\*) Term: **14 Years**
- (21) Appl. No.: **29/492,870**
- (22) Filed: **Jun. 3, 2014**
- (51) **LOC (10) Cl.** ..... **15-05**
- (52) **U.S. Cl.**  
USPC ..... **D32/29.1**
- (58) **Field of Classification Search**  
USPC ..... D32/1, 25, 29.1, 30, 35; D21/712-713; D26/24; 34/60, 389; 68/235 R; 510/519  
See application file for complete search history.

D521,191 S *	5/2006	Berger	.....	D29/122
D575,015 S *	8/2008	Roberts	.....	D32/35
D579,163 S *	10/2008	Schablinger	.....	D32/29.1
D581,765 S *	12/2008	Lane	.....	D32/29.1
D583,519 S *	12/2008	Roberts	.....	D32/29.1
D600,867 S *	9/2009	Howe et al.	.....	D32/29.1
D609,868 S *	2/2010	Lane et al.	.....	D32/35
7,670,658 B1 *	3/2010	Roberts	.....	428/36.5
D613,349 S *	4/2010	Metti	.....	D21/662
D624,260 S *	9/2010	Lane et al.	.....	D32/35
D630,811 S *	1/2011	Chae	.....	D32/29.1
D638,593 S *	5/2011	Cheng	.....	D32/29.1
D643,167 S *	8/2011	Cheng	.....	D32/29.1
D646,447 S *	10/2011	Lozano	.....	D32/29.1
D646,448 S *	10/2011	Cheng	.....	D32/29.1
D646,449 S *	10/2011	Cheng	.....	D32/29.1
D652,592 S *	1/2012	Le	.....	D32/29.1
D700,412 S *	2/2014	Loebach et al.	.....	D32/29.1

\* cited by examiner

*Primary Examiner* — T. Chase Nelson  
*Assistant Examiner* — Michelle E Wilson  
(74) *Attorney, Agent, or Firm* — Cascio & Zervas

(57) **CLAIM**  
The ornamental design for a fish dryer ball, as shown and described.

(56) **References Cited**

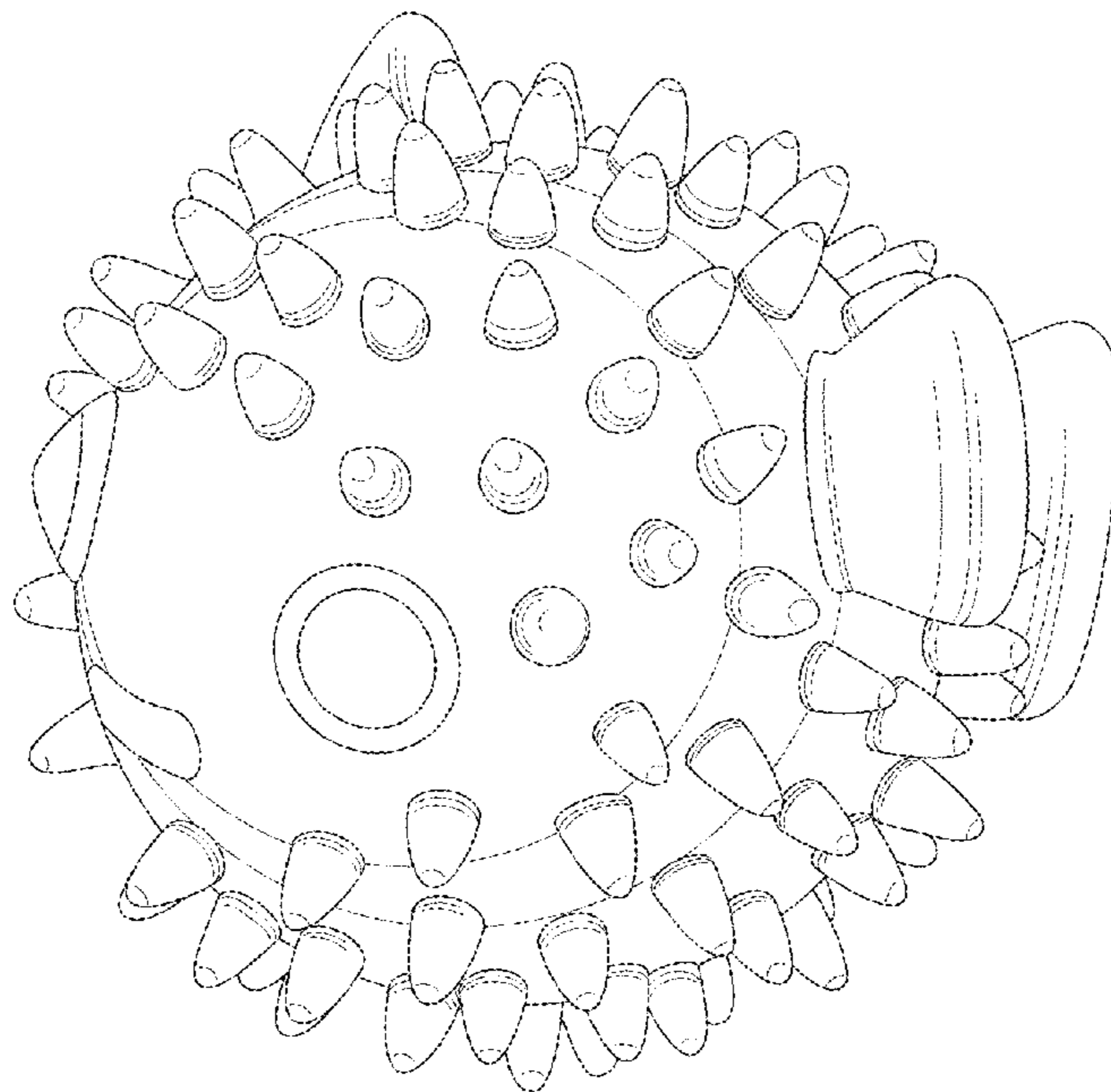
U.S. PATENT DOCUMENTS

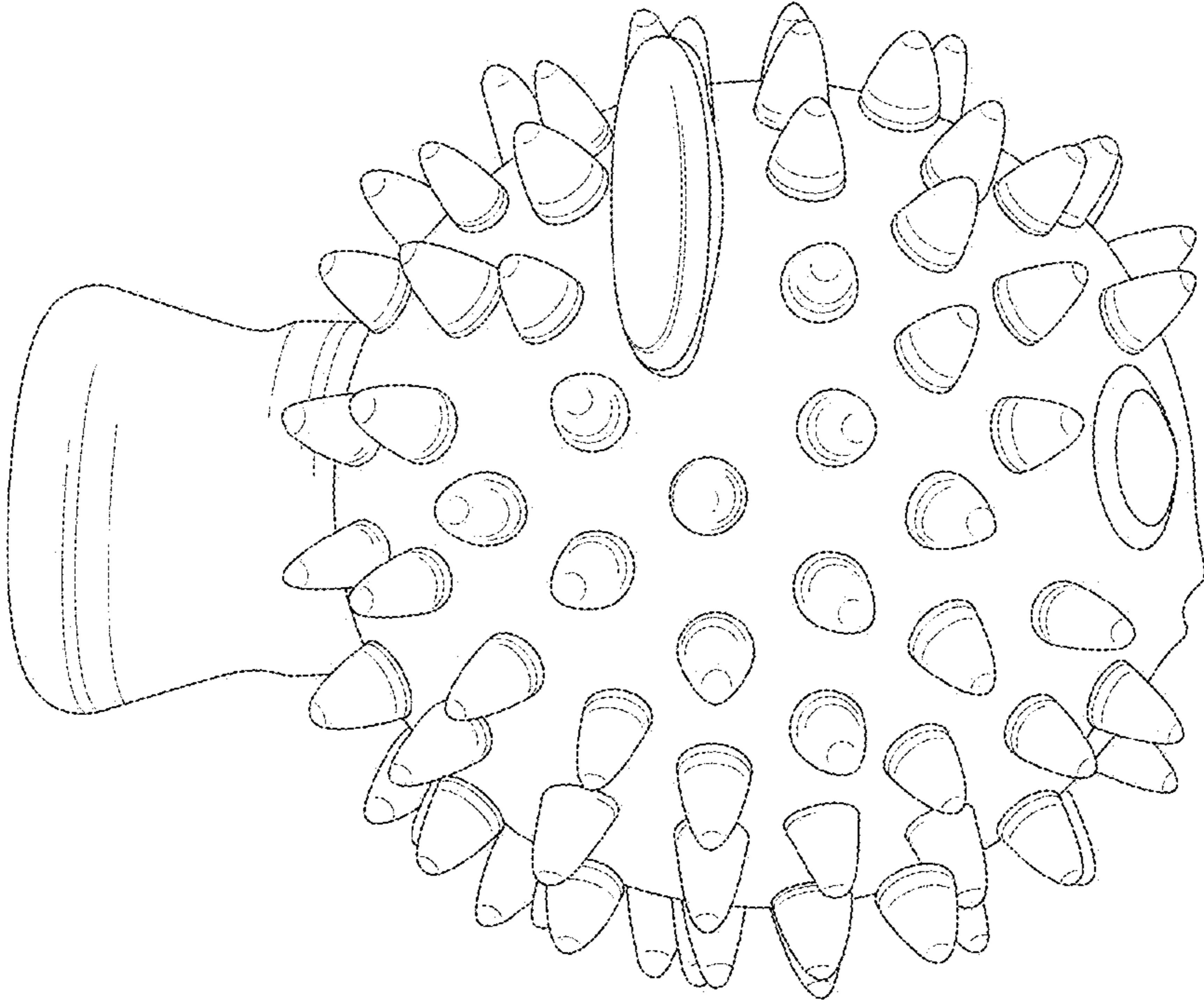
2,103,083 A *	12/1937	Lynch	.....	601/139
3,411,498 A *	11/1968	Reiter	.....	601/136
D344,591 S *	2/1994	Zhuang	.....	D24/211
5,413,551 A *	5/1995	Wu	.....	601/46
D383,781 S *	9/1997	Buckner	.....	D19/54
D396,904 S *	8/1998	Leu	.....	D32/29.1
D401,365 S *	11/1998	Liu	.....	D26/24
D435,660 S *	12/2000	Yoo	.....	D24/211
6,432,071 B1 *	8/2002	Hsieh	.....	601/72
D473,683 S *	4/2003	Willinger	.....	D30/160
D516,261 S *	2/2006	Roberts	.....	D32/25

**DESCRIPTION**

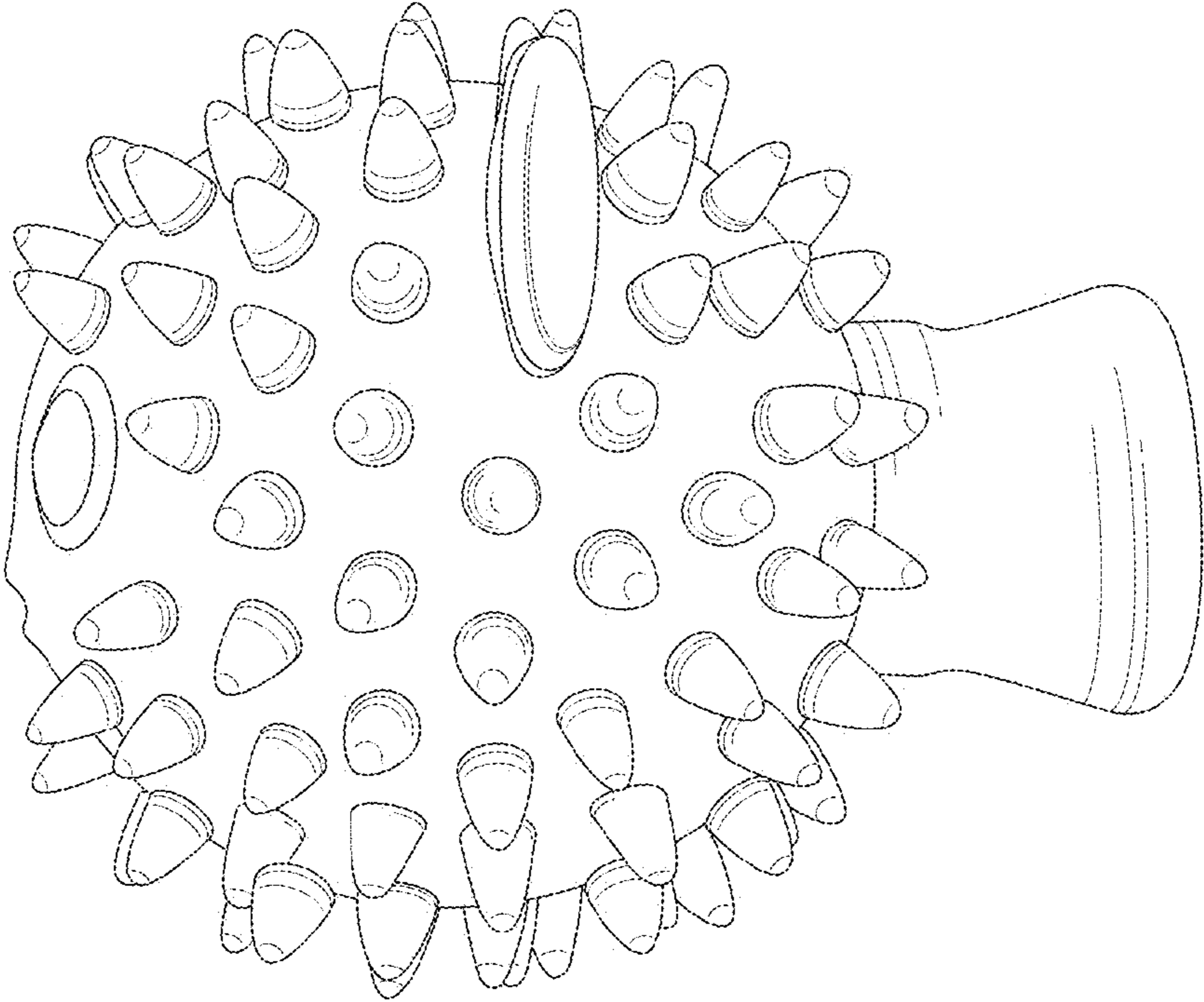
FIG. 1 is a right side elevational view of the fish dryer ball showing my design;  
FIG. 2 is a left side elevational view thereof;  
FIG. 3 is a top plan view thereof;  
FIG. 4 is a bottom plan view thereof;  
FIG. 5 is a front elevational view thereof;  
FIG. 6 is a rear elevational view thereof; and,  
FIG. 7 is a front perspective view thereof.

**1 Claim, 4 Drawing Sheets**



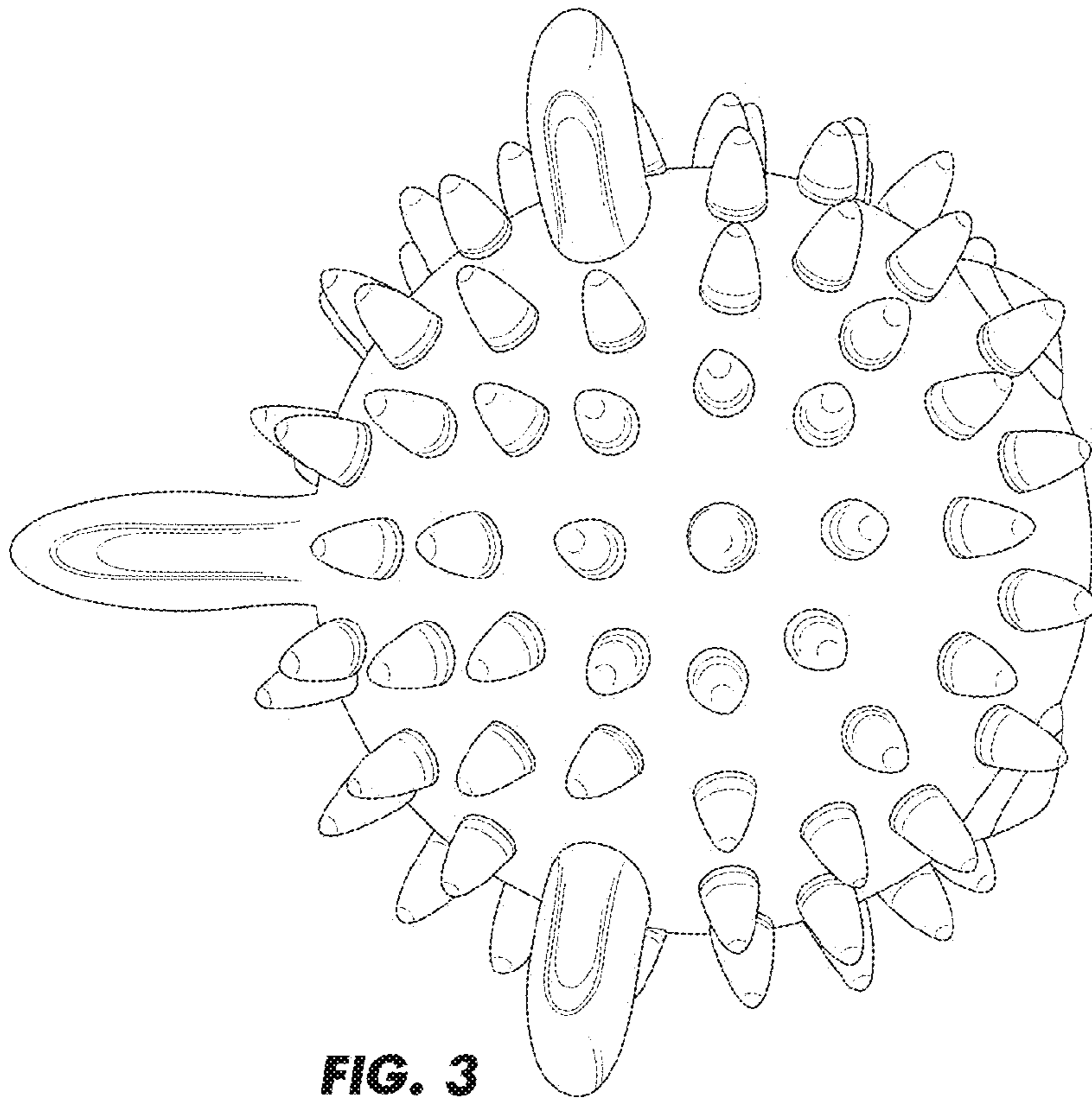


**FIG. 1**

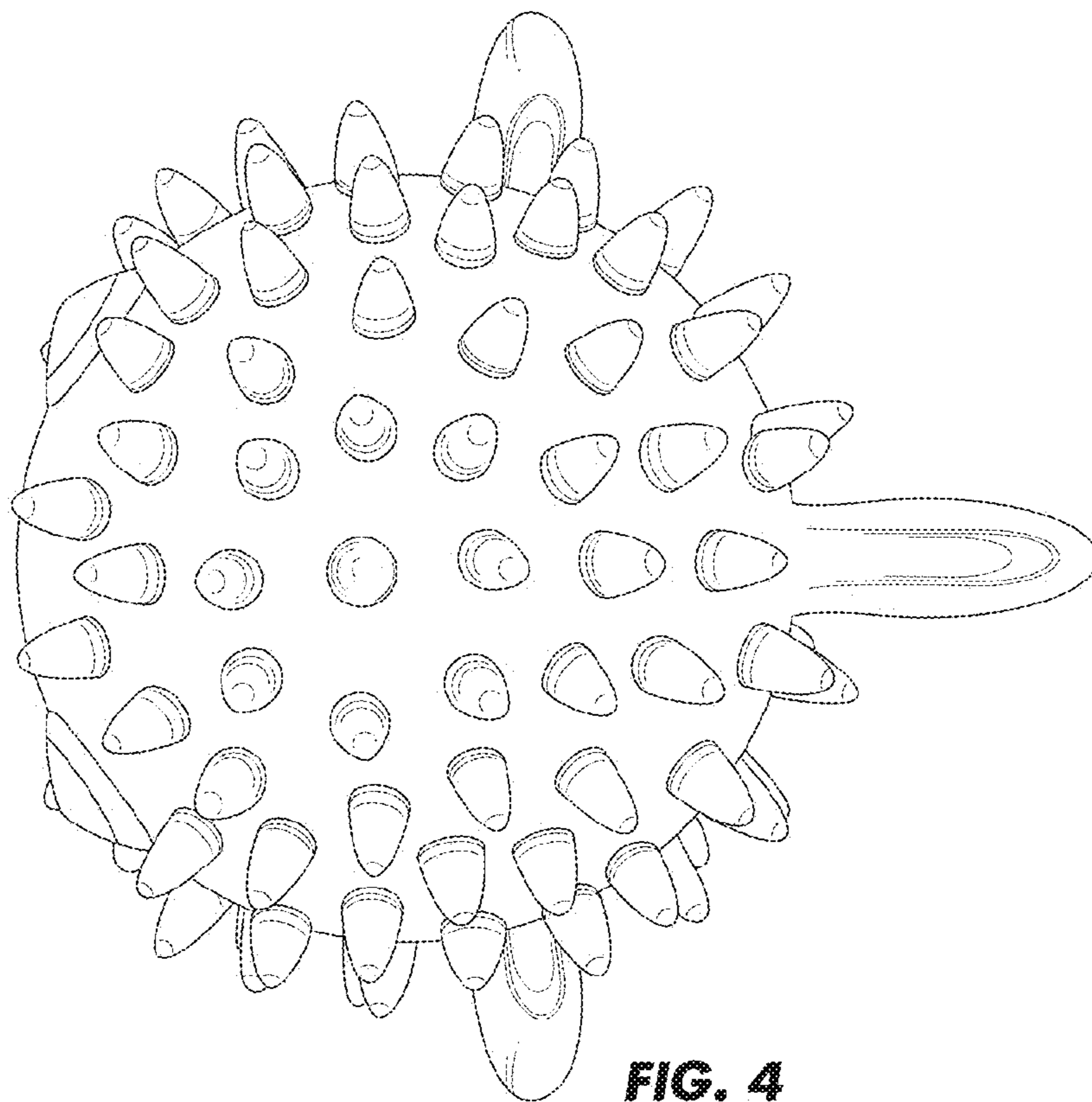


**FIG. 2**






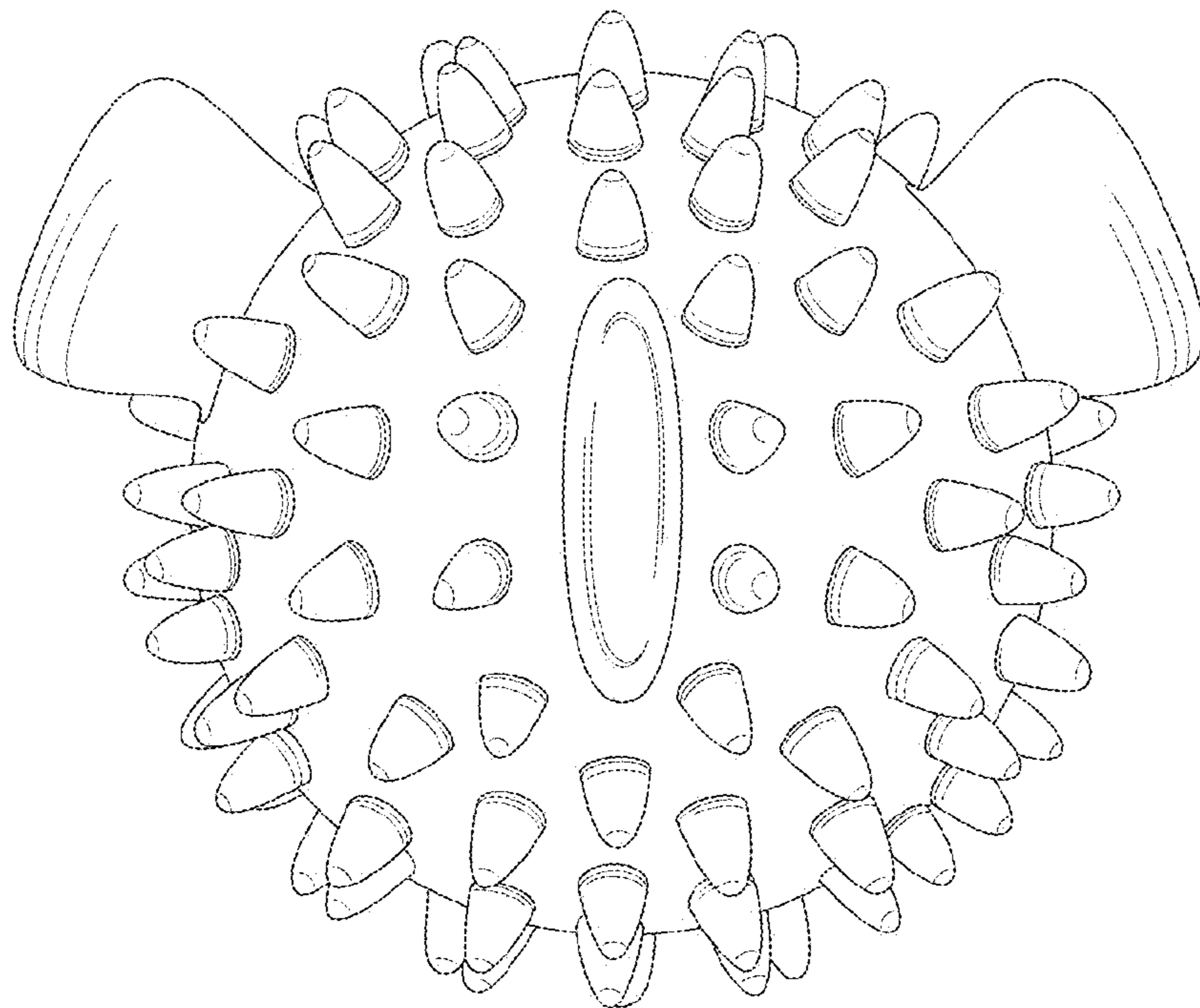
**FIG. 3**



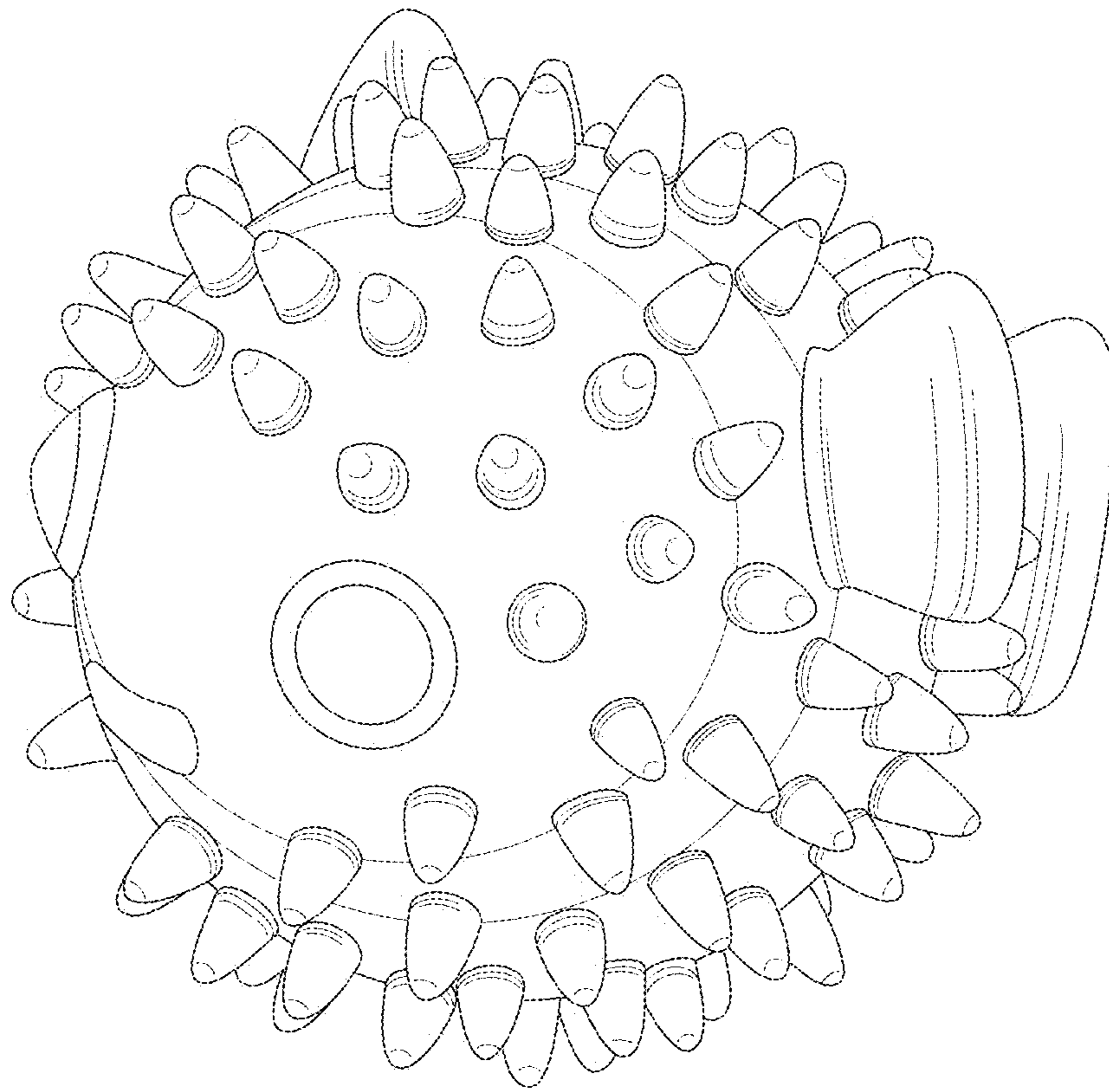
**FIG. 4**



**FIG. 5**



**FIG. 6**



**FIG. 7**