



US00D724800S

(12) **United States Design Patent**
Irfan et al.

(10) **Patent No.:** **US D724,800 S**

(45) **Date of Patent:** **** Mar. 17, 2015**

(54) **VACUUM CLEANER**

(71) Applicant: **Techtronic Floor Care Technology Limited**, Tortola (VG)

(72) Inventors: **Mohammed Irfan**, West Yorkshire (GB); **Ryan P. Springell**, Bucks (GB); **Keith G. Faskin**, The Borders (GB); **Darren D. Holmes**, Leicestershire (GB); **Simon Pougher**, Chester (GB); **Lee Pearson**, London (GB); **Piers C. Storey**, Cheshire (GB); **Jennifer Marsden**, Birmingham (GB)

(73) Assignee: **Techtronic Floor Care Technology Limited**, Tortola (VG)

(**) Term: **14 Years**

(21) Appl. No.: **29/481,444**

(22) Filed: **Feb. 6, 2014**

(30) **Foreign Application Priority Data**

Aug. 14, 2012 (EM) 002087767-0001
Aug. 14, 2012 (EM) 002087767-0002
Aug. 14, 2012 (EM) 002087767-0003
Aug. 14, 2012 (EM) 002087767-0004
Aug. 14, 2012 (EM) 002087767-0005

(51) **LOC (10) Cl.** **15-05**

(52) **U.S. Cl.**
USPC **D32/21**

(58) **Field of Classification Search**
CPC A47L 7/0038; A47L 5/36-5/367;
A47L 5/24; A47L 5/14; A47L 5/28; A47L
7/0019; A47L 7/0023; A47L 7/0004; A47L
9/1666; A47L 9/1683; A47L 11/34; A47L
11/4072; A47L 9/009; A47L 11/40
USPC D32/21, 23-24, 31
See application file for complete search history.

(56) **References Cited**

U.S. PATENT DOCUMENTS

D368,993 S 4/1996 Stutzer et al.
D394,528 S 5/1998 Pochopien et al.
D417,323 S 11/1999 Fujita et al.
D445,226 S * 7/2001 Jupp D32/21
6,484,350 B2 11/2002 Yung

(Continued)

FOREIGN PATENT DOCUMENTS

EP 1087688 9/2002

OTHER PUBLICATIONS

Canadian Patent Office Action for Application No. 149746 dated Oct. 24, 2013 (4 pages).

(Continued)

Primary Examiner — Ruth McInroy

(74) *Attorney, Agent, or Firm* — Michael Best & Friedrich LLP

(57) **CLAIM**

We claim the ornamental design for a vacuum cleaner, as shown and described.

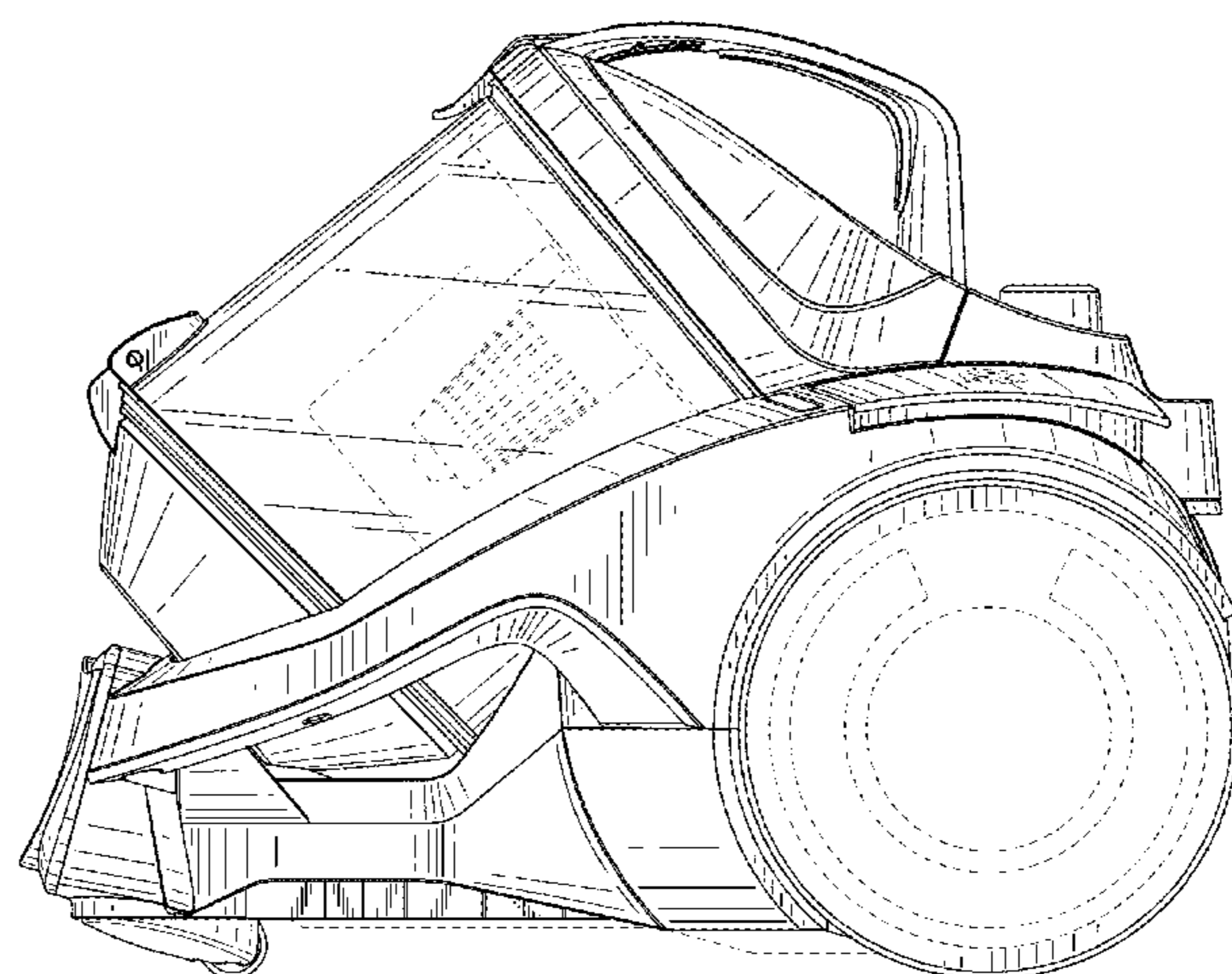
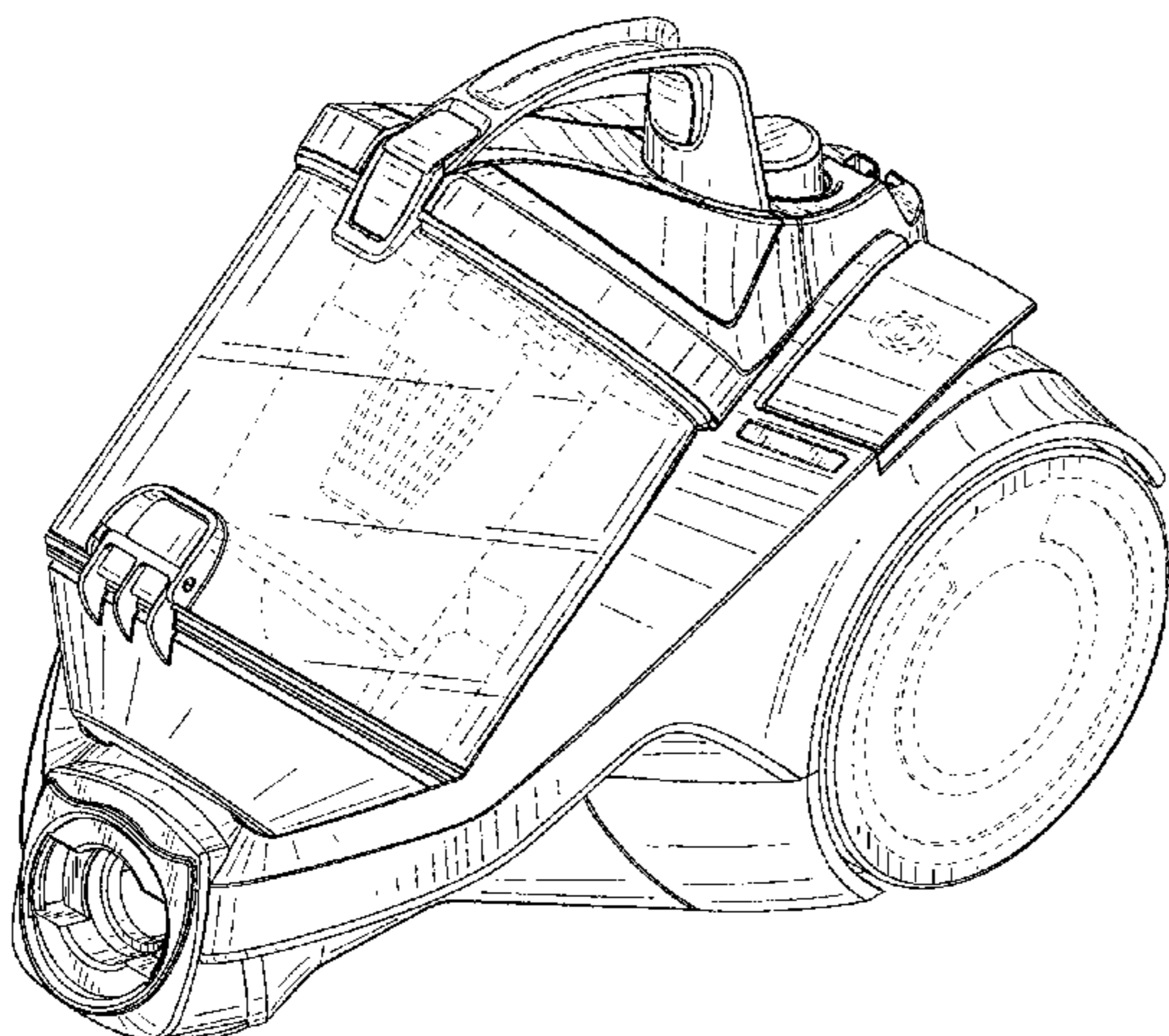
DESCRIPTION

FIG. 1 is a front perspective view of a vacuum cleaner showing our new design;
FIG. 2 is a front view thereof;
FIG. 3 is a top view thereof;
FIG. 4 is a bottom view thereof;
FIG. 5 is a left-side view thereof;
FIG. 6 is a right-side view thereof; and,
FIG. 7 is a rear view thereof.

The portions of the vacuum cleaner shown in broken lines are included for the purpose of illustrating environment and form no part of the claimed design.

The long dashed lines in FIGS. 4 and 7 indicate boundary lines.

1 Claim, 7 Drawing Sheets



(56)

References Cited

U.S. PATENT DOCUMENTS

D476,783 S 7/2003 Kondo et al.
 D493,586 S 7/2004 Choi
 7,000,288 B2 2/2006 Nighy
 D518,611 S * 4/2006 Hare D32/21
 D534,696 S 1/2007 Choi
 D550,908 S 9/2007 Shin
 D550,909 S 9/2007 Shin
 D550,910 S 9/2007 Shin
 D552,310 S * 10/2007 Shin D32/21
 D552,810 S 10/2007 Shin
 D552,811 S 10/2007 Shin
 D553,311 S 10/2007 Shin
 D556,400 S 11/2007 Houghton
 D559,482 S 1/2008 Jansson et al.
 7,380,308 B2 * 6/2008 Oh et al. 15/327.2
 D594,162 S * 6/2009 Knox et al. D32/21
 D600,415 S 9/2009 Svantesson
 D617,963 S 6/2010 Ayers
 D626,709 S 11/2010 Fjellman
 D646,030 S * 9/2011 Carr et al. D32/21
 D646,031 S 9/2011 Carr et al.
 D646,855 S 10/2011 Kim et al.

D653,823 S 2/2012 Kim et al.
 D657,508 S 4/2012 Dyson et al.
 D657,921 S 4/2012 Lee
 D664,316 S 7/2012 Kim
 D680,283 S 4/2013 Renault
 D682,494 S 5/2013 Kim et al.
 D702,901 S * 4/2014 Fjellman D32/21
 D707,407 S * 6/2014 Okabe et al. D32/21
 2002/0069476 A1 6/2002 Yung
 2013/0025086 A1 1/2013 Komae et al.

OTHER PUBLICATIONS

Co-pending U.S. Appl. No. 29/464,863, filed Aug. 21, 2013.
 Co-pending U.S. Appl. No. 29/471,498, filed Nov. 1, 2013.
 Co-pending U.S. Appl. No. 29/445,677, filed Feb. 14, 2013.
 Co-pending U.S. Appl. No. 29/481,445, filed Feb. 6, 2014.
 Co-pending U.S. Appl. No. 29/481,447, filed Feb. 6, 2014.
 Co-pending U.S. Appl. No. 29/481,449, filed Feb. 6, 2014.
 Co-pending U.S. Appl. No. 29/484,231, filed Mar. 7, 2014.
 Co-pending U.S. Appl. No. 29/484,232, filed Mar. 7, 2014.
 Co-pending U.S. Appl. No. 29/485,835, filed Mar. 24, 2014.
 Co-pending U.S. Appl. No. 29/485,842, filed Mar. 24, 2014.

* cited by examiner

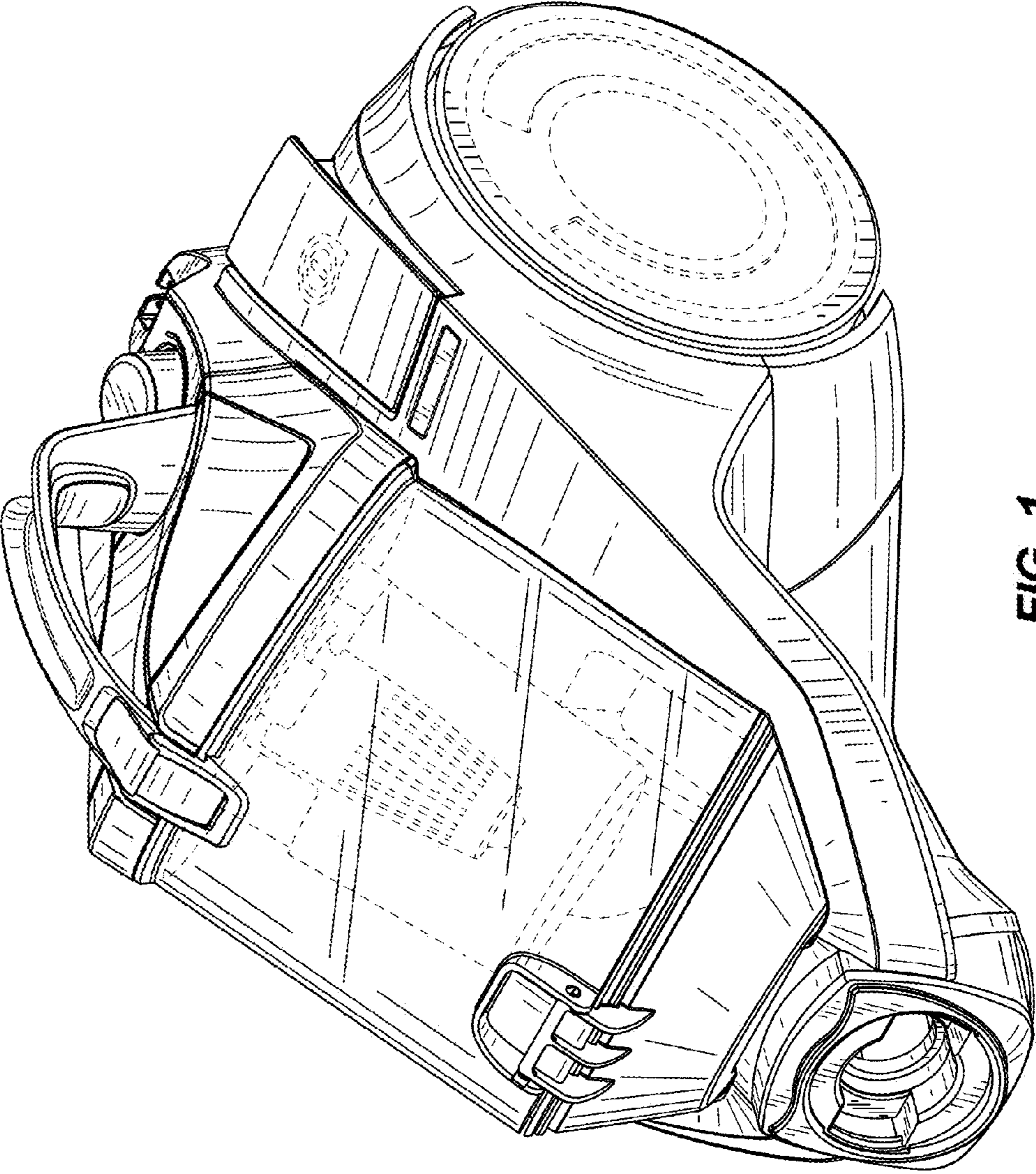


FIG. 1

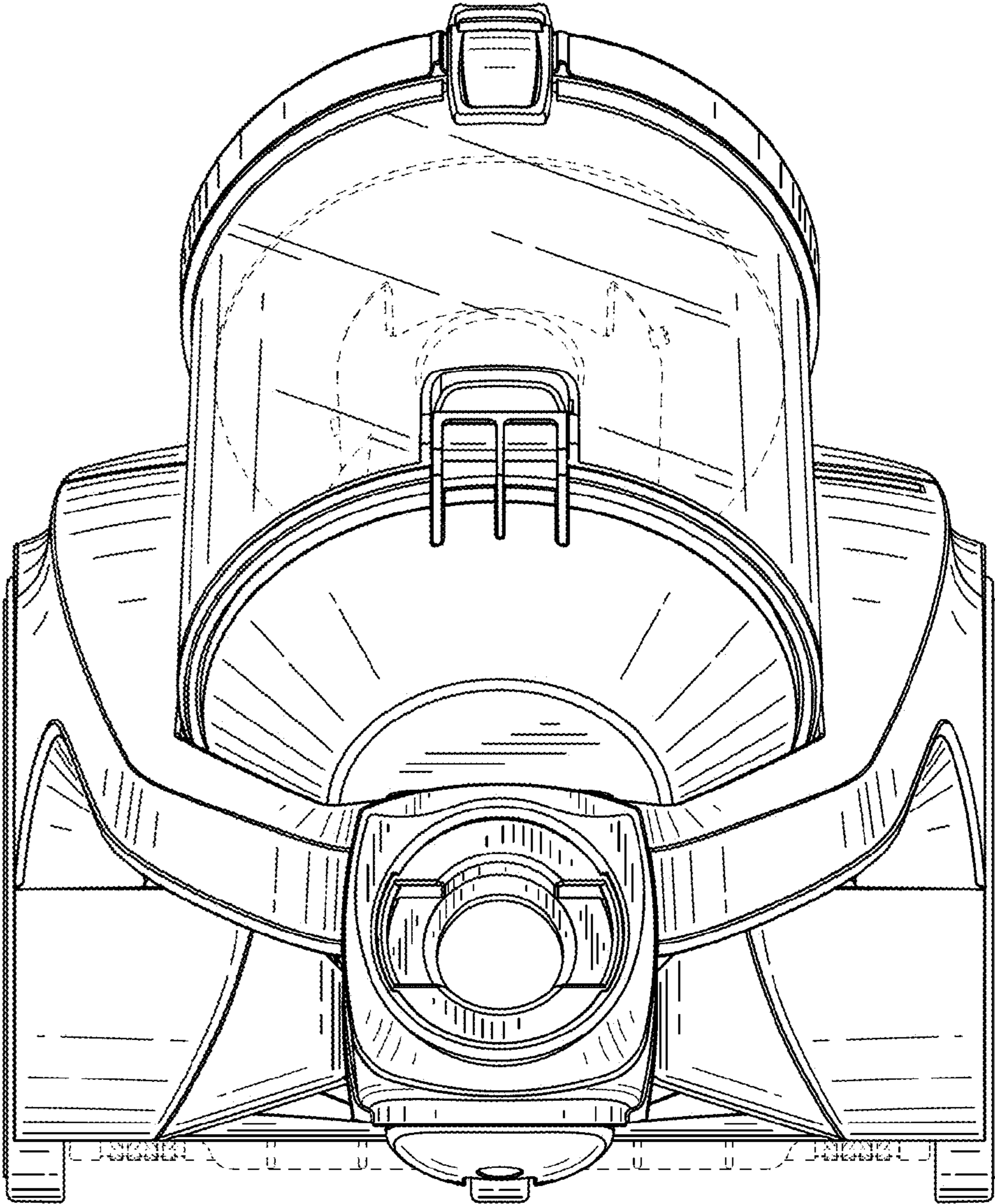


FIG. 2

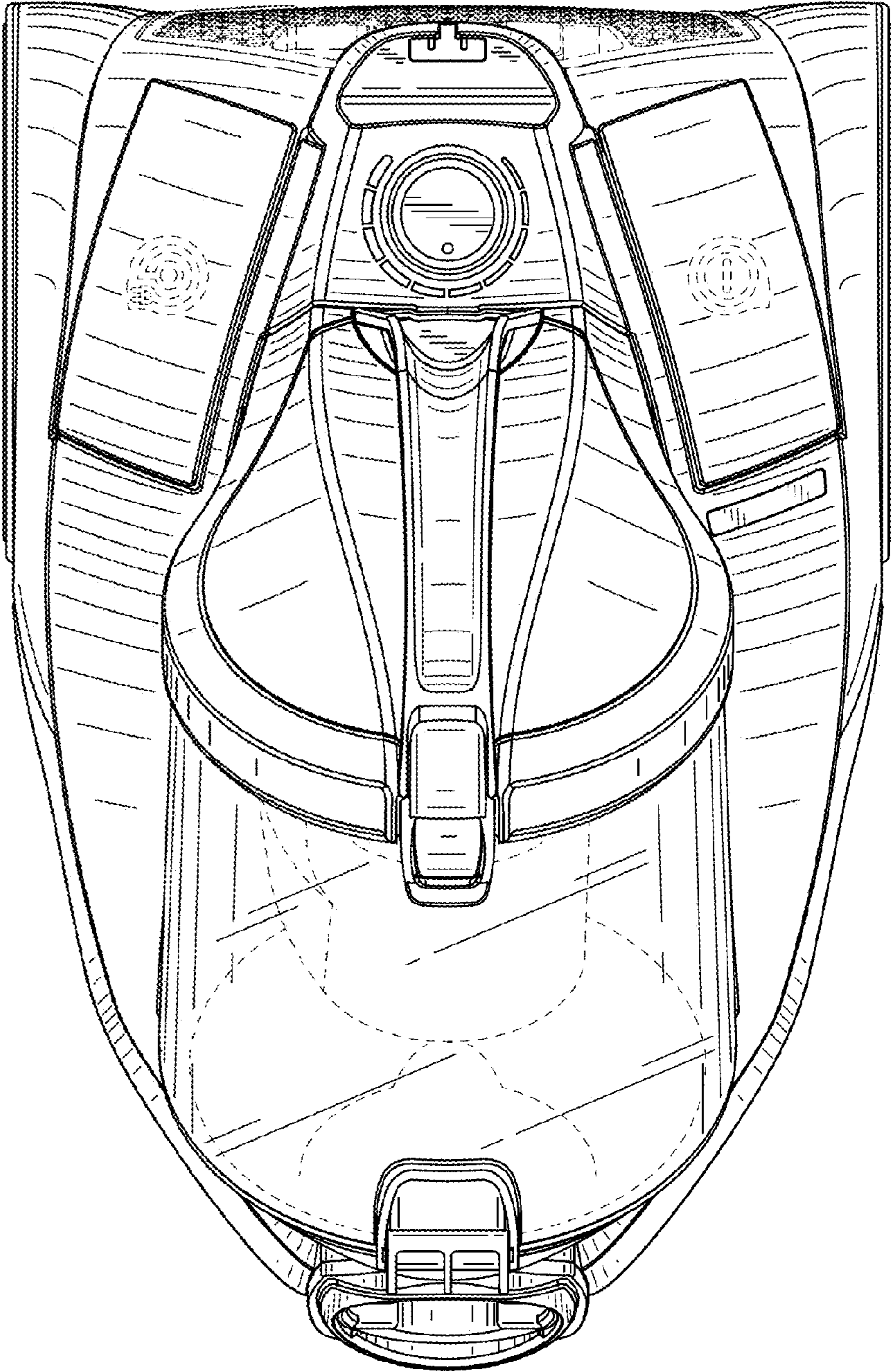


FIG. 3

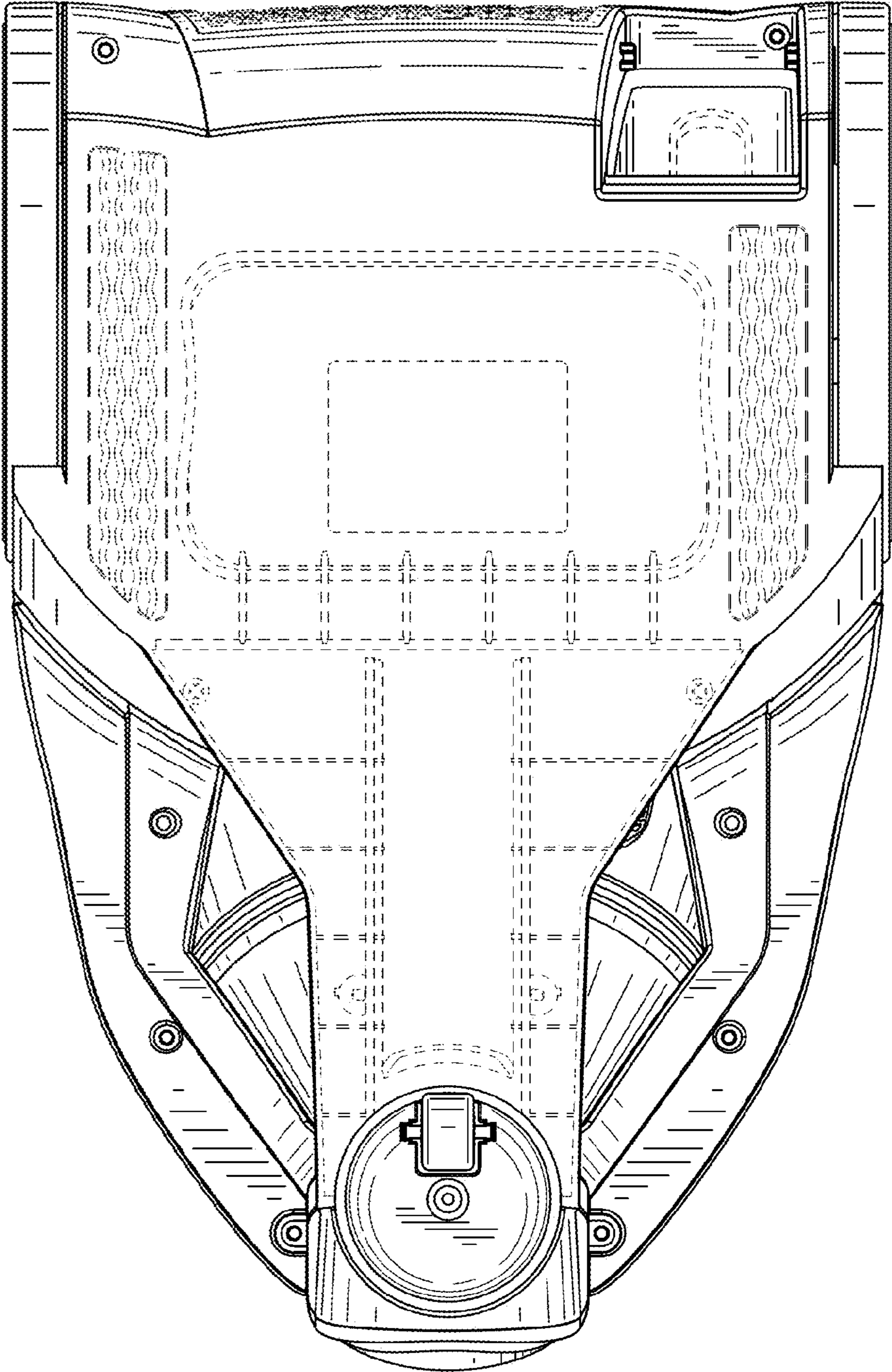


FIG. 4

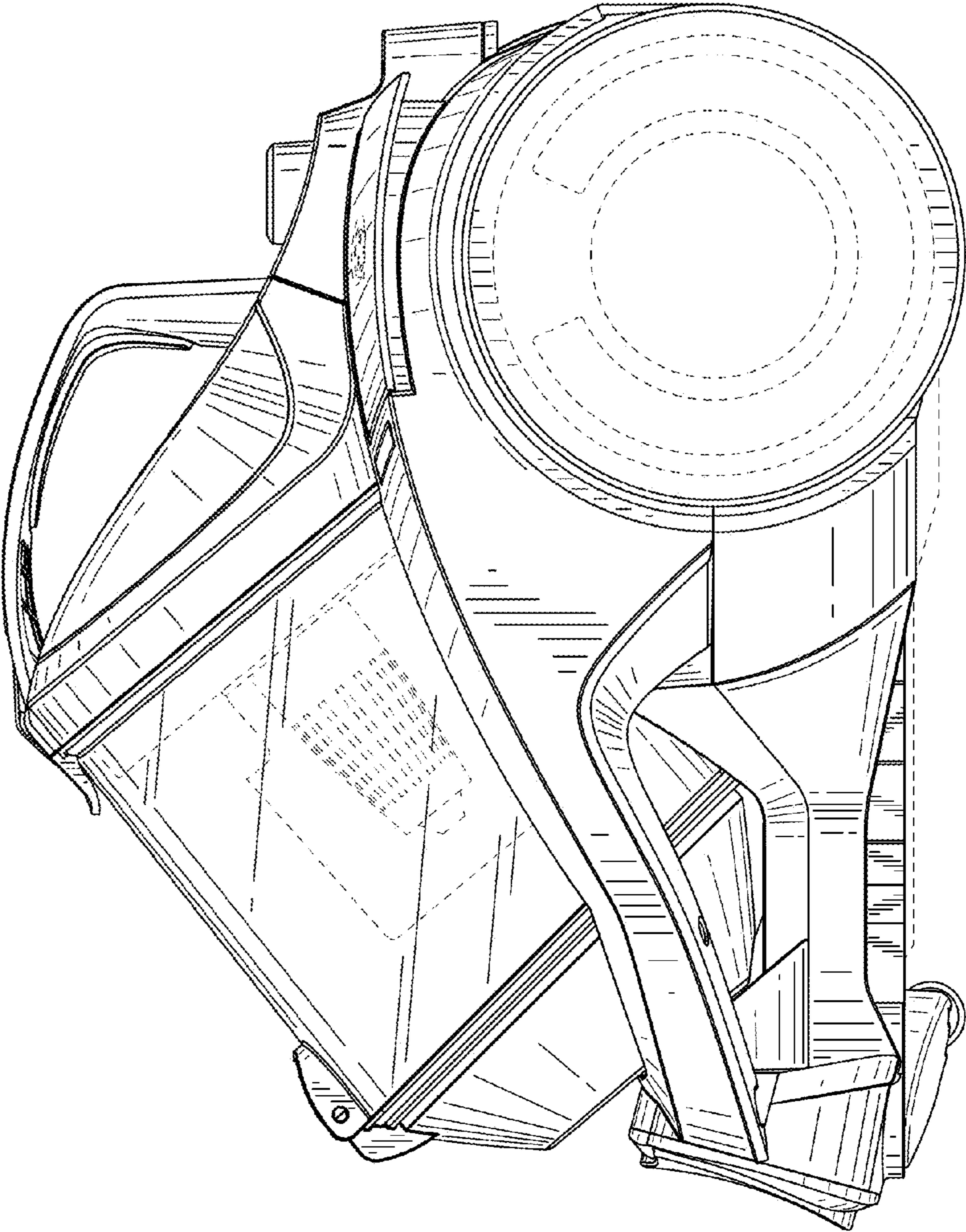


FIG. 5

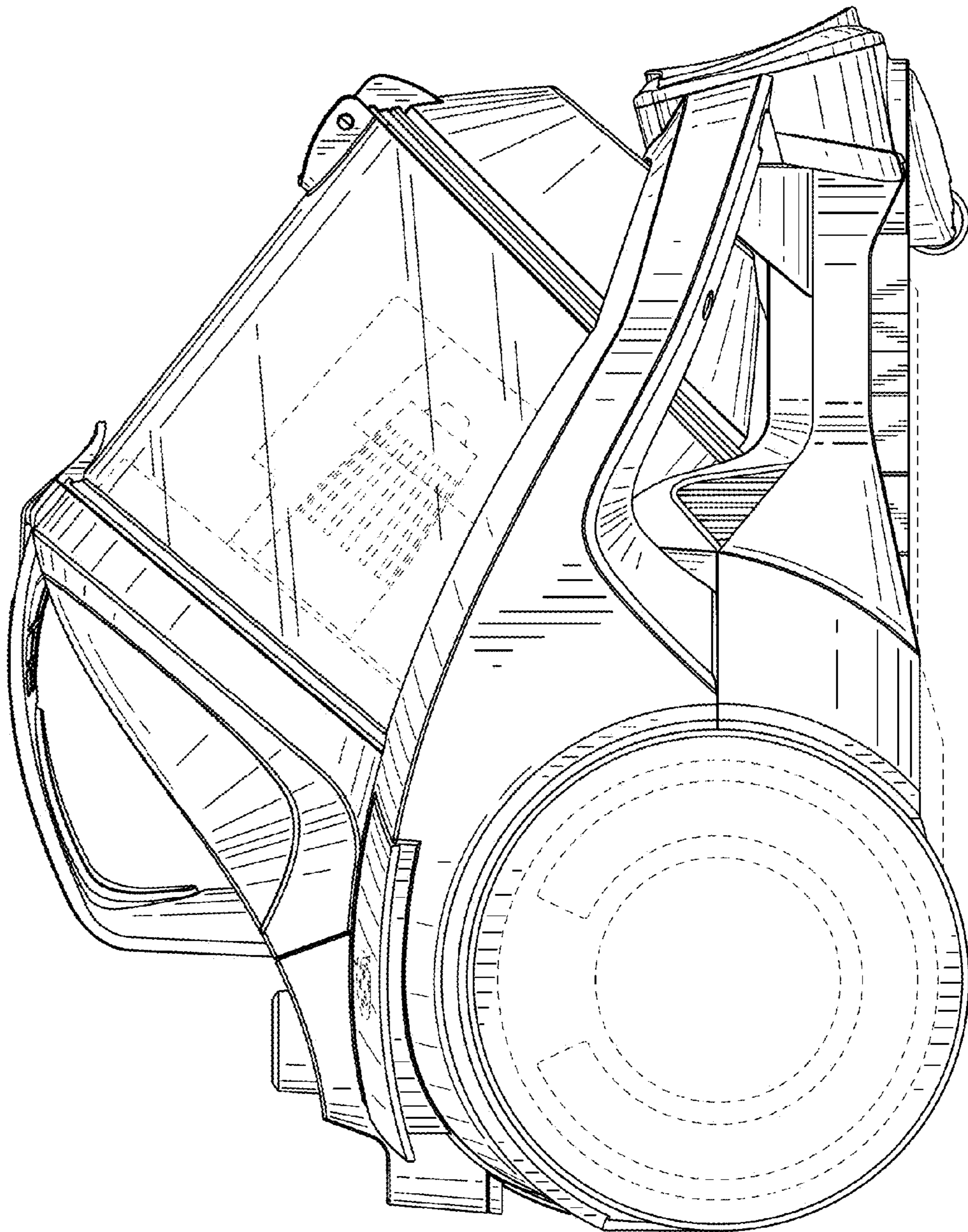


FIG. 6

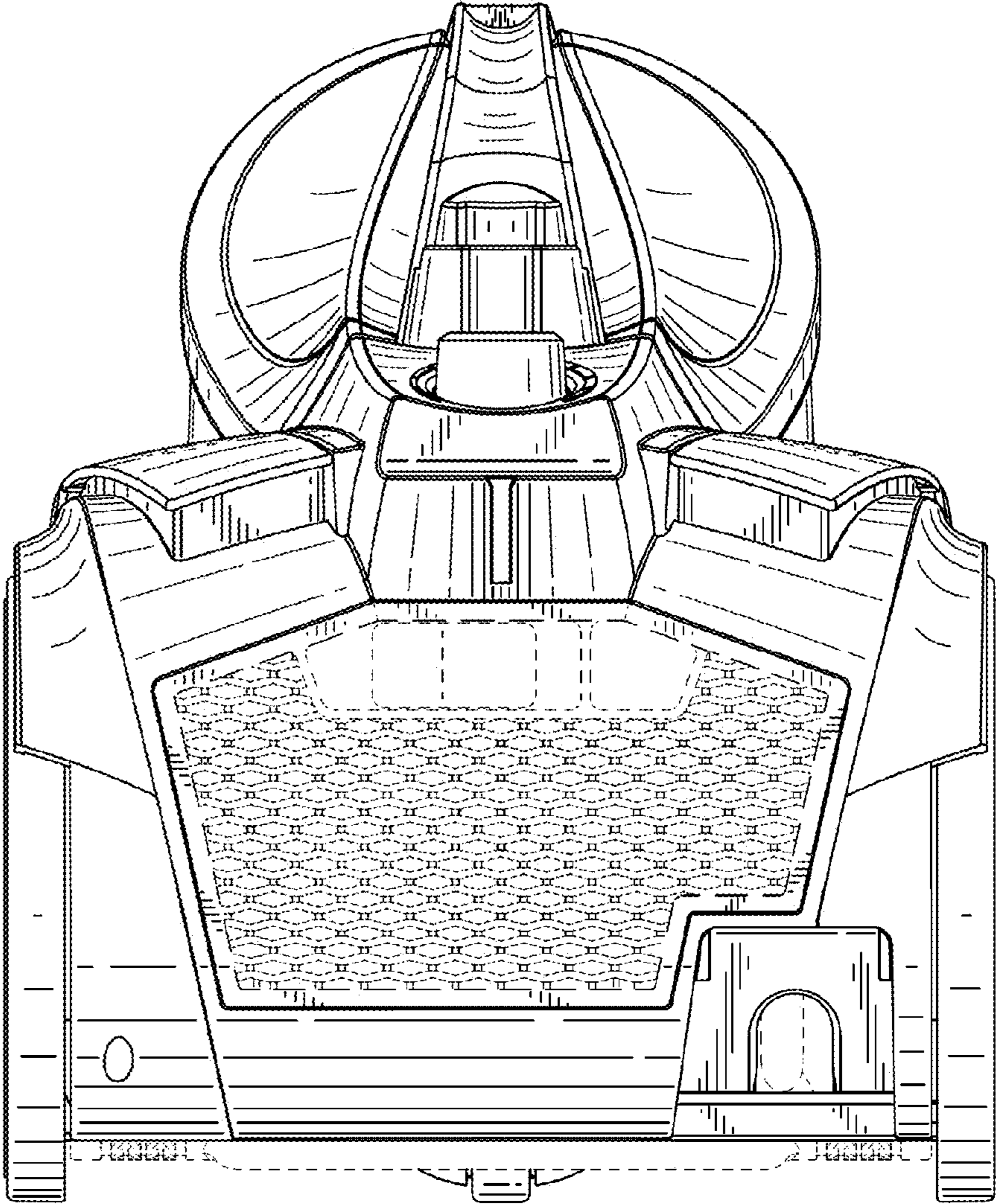


FIG. 7

UNITED STATES PATENT AND TRADEMARK OFFICE
CERTIFICATE OF CORRECTION

PATENT NO. : D724,800 S
APPLICATION NO. : 29/481444
DATED : March 17, 2015
INVENTOR(S) : Mohammed Irfan et al.

Page 1 of 1

It is certified that error appears in the above-identified patent and that said Letters Patent is hereby corrected as shown below:

In the Title Page, insert the following paragraph:

Item 62 -- Related U.S. Application data

Division of application No. 29/445,677, filed on February 14, 2013. --

Signed and Sealed this
Fifth Day of January, 2016



Michelle K. Lee
Director of the United States Patent and Trademark Office