



US00D724794S

(12) **United States Design Patent**
Menegon et al.

(10) **Patent No.:** **US D724,794 S**
(45) **Date of Patent:** **** Mar. 17, 2015**

- (54) **PROTECTIVE ITEM FOR HORSES**
- (71) Applicant: **Top Jumping Ltd.**, Dublin (IE)
- (72) Inventors: **Paolo Menegon**, Monfumo (IT); **Paride Lanza**, San Zenone Degli Ezzelini (IT)
- (73) Assignee: **Top Jumping Ltd.**, Dublin (IE)
- (**) Term: **14 Years**
- (21) Appl. No.: **29/451,093**
- (22) Filed: **Mar. 27, 2013**
- (30) **Foreign Application Priority Data**

1,395,689	A *	11/1921	McKenzie	54/82
1,564,245	A *	12/1925	Keller	54/82
1,899,471	A *	2/1933	Meyer	54/82
1,945,226	A *	1/1934	Lutsche	54/82
4,099,269	A *	7/1978	Porner	2/16
4,470,411	A *	9/1984	Hoyt, Jr.	602/62
D297,674	S *	9/1988	Pihl et al.	D30/145
5,115,627	A *	5/1992	Scott	54/82
5,307,521	A *	5/1994	Davis	2/22
5,910,126	A *	6/1999	Wilson et al.	602/75
6,105,164	A *	8/2000	Huang	2/22
6,131,195	A *	10/2000	Foreman	2/22
6,151,873	A *	11/2000	Rogers	54/82
D591,461	S *	4/2009	McEwan	D30/146
D595,016	S *	6/2009	Menegon	D30/146
D618,401	S *	6/2010	Menegon	D30/146
2009/0288377	A1 *	11/2009	Heid et al.	54/82
2010/0229509	A1 *	9/2010	Mills	54/82
2012/0298052	A1 *	11/2012	Strauss	119/850

* cited by examiner

Sep. 27, 2012 (EM) 002109926

- (51) **LOC (10) Cl.** **30-01**
- (52) **U.S. Cl.**
USPC **D30/144; D30/146**
- (58) **Field of Classification Search**
CPC ... A01K 13/00; A01K 13/006; A01K 13/007;
A01K 29/00; B68C 5/00; A61D 9/00
USPC D30/134, 144, 145, 146, 151, 152, 199;
D24/190, 192, 200, 206; D29/120.1,
D29/121.1, 121.2, 122; D2/896, 909, 910,
D2/911; 2/16, 22, 24; 54/65, 82; 119/850,
119/856; 602/5, 6, 7, 12, 16, 23, 26, 27, 75;
600/15

See application file for complete search history.

(56) **References Cited**

U.S. PATENT DOCUMENTS

126,479	A *	5/1872	Murray et al.	54/82
290,096	A *	12/1883	O'Brien	54/82

Primary Examiner — Martie K Holtje

(74) *Attorney, Agent, or Firm* — Workman Nydegger

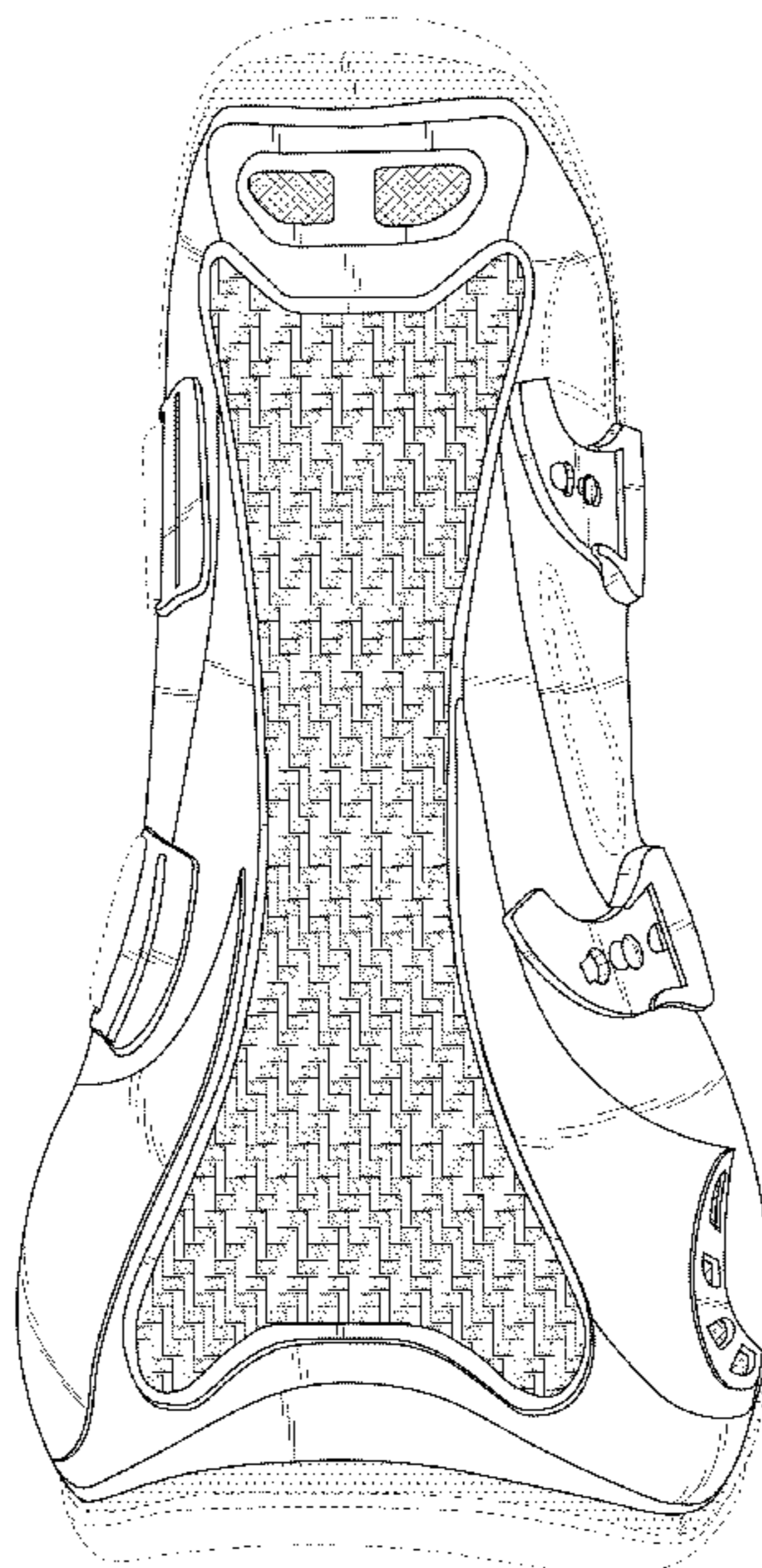
(57) **CLAIM**

The ornamental design for a protective item for horses, as shown and described.

DESCRIPTION

FIG. 1 is a front elevational view of a protective item for horses showing our new design; FIG. 2 is a right side elevational view thereof; and, FIG. 3 is a left front perspective view thereof. The structural features depicted by broken lines in the drawings have been shown for the purpose of illustrating portions of the protective item for horses that form no part of the claimed design.

1 Claim, 3 Drawing Sheets






FIG. 1

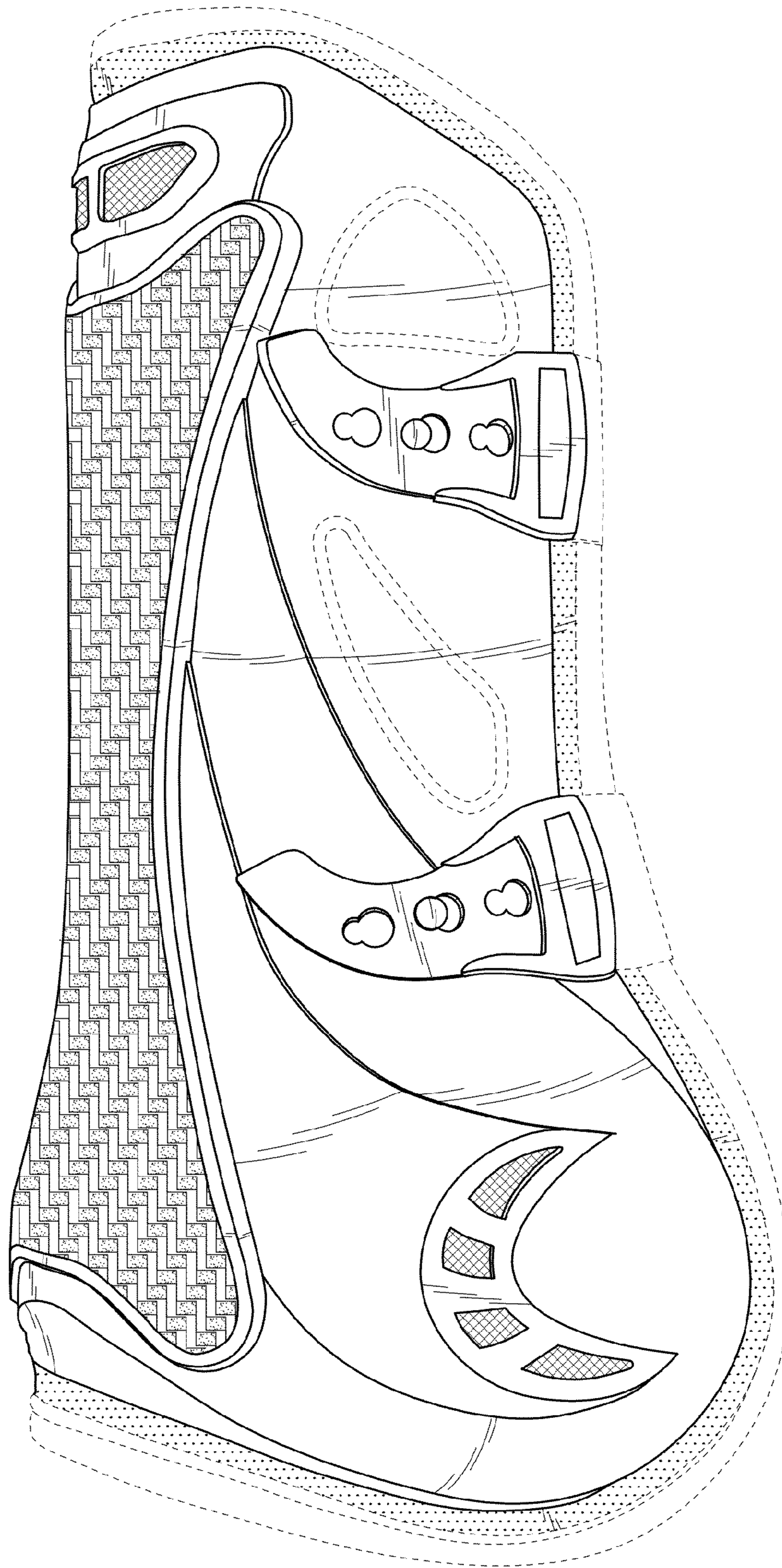


FIG. 2

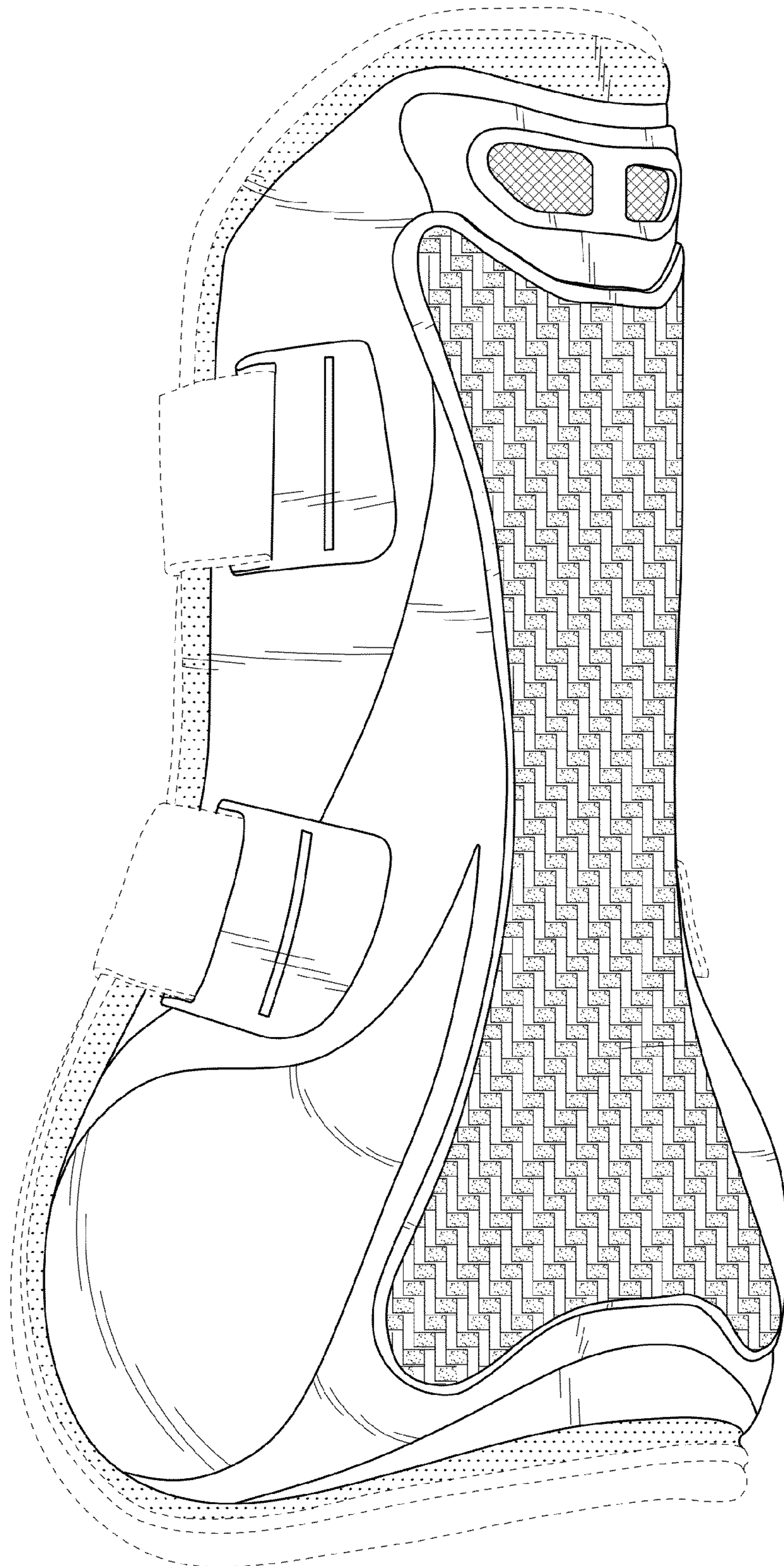


FIG. 3