



US00D724786S

(12) **United States Design Patent**
Jung

(10) **Patent No.:** **US D724,786 S**
(45) **Date of Patent:** **** Mar. 17, 2015**

(54) **COMPACT**

(71) Applicant: **Amorepacific Corporation**, Seoul (KR)

(72) Inventor: **Hyang Hee Jung**, Seoul (KR)

(73) Assignee: **Amorepacific Corporation**, Seoul (KR)

(**) Term: **14 Years**

(21) Appl. No.: **29/446,360**

(22) Filed: **Feb. 22, 2013**

(30) **Foreign Application Priority Data**

Aug. 22, 2012 (KR) 30-2012-0040098

(51) **LOC (10) Cl.** **28-03**

(52) **U.S. Cl.**
USPC **D28/82**

(58) **Field of Classification Search**

CPC A45D 33/006; A45D 33/003; A45D
33/04-33/16; A45D 33/025; A45D 33/02;
A45D 33/20; A45D 33/22; A45D 33/24;
A45D 33/26; A45D 33/28; A45D 33/18;
A45D 40/22; A45D 40/222; A45D 40/24;
A45D 42/02

USPC D28/64.1-64.7, 76-84; 206/581, 823;
132/286-318; D9/503-505, 421, 428,
D9/447; D3/901; 220/4.27

See application file for complete search history.

(56) **References Cited**

U.S. PATENT DOCUMENTS

D319,897 S * 9/1991 Bakic D28/82
D424,751 S * 5/2000 Kudo et al. D28/78

D622,003 S * 8/2010 Naughton et al. D28/82
D655,045 S * 2/2012 Paschoal et al. D28/83
D657,252 S * 4/2012 Crapser et al. D9/504
8,181,828 B2 * 5/2012 Deans 132/299
D685,527 S * 7/2013 Eberlein et al. D28/82
D686,513 S * 7/2013 Henriksson D9/428
D697,674 S * 1/2014 You D28/82
D697,800 S * 1/2014 Villarreal et al. D9/500
2008/0190444 A1 * 8/2008 Bennett 132/306
2012/0305606 A1 * 12/2012 Lee et al. 222/383.1
2013/0014778 A1 * 1/2013 Zhang 132/316

* cited by examiner

Primary Examiner — Jennifer Rivard

(74) *Attorney, Agent, or Firm* — Ohlandt Greeley Ruggiero & Perle L.L.P.

(57) **CLAIM**

The ornamental design for a compact, as shown and described.

DESCRIPTION

FIG. 1 is a perspective view of the compact of the present invention;

FIG. 2 is a front elevation view of the compact shown in FIG. 1;

FIG. 3 is a rear elevation view of the compact shown in FIG. 1;

FIG. 4 is a left side elevation view of the compact shown in FIG. 1;

FIG. 5 is a right side elevation view of the compact shown in FIG. 1;

FIG. 6 is a top plan view of the compact shown in FIG. 1; and, FIG. 7 is a bottom plan view of the compact shown in FIG. 1.

1 Claim, 7 Drawing Sheets

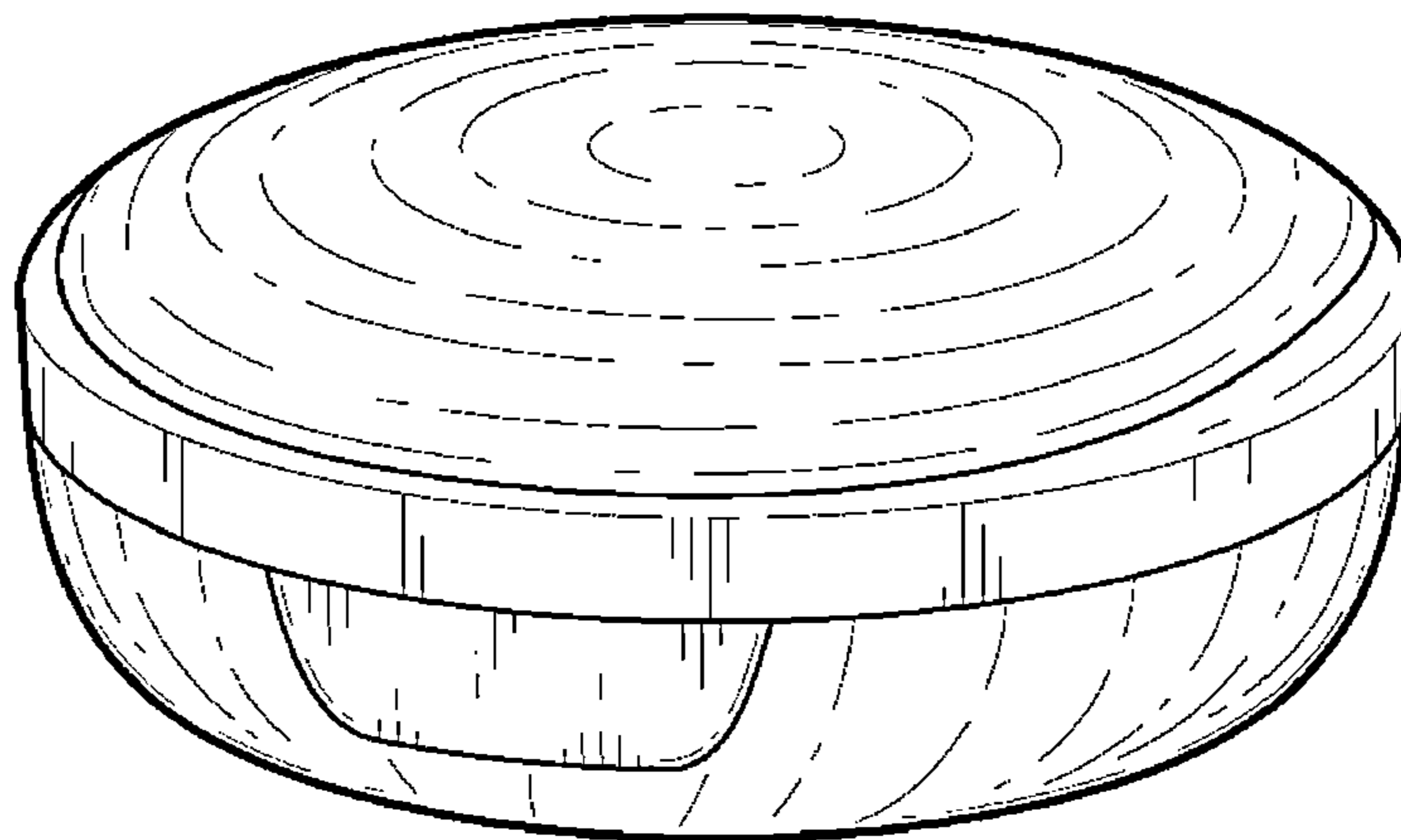


Fig. 1

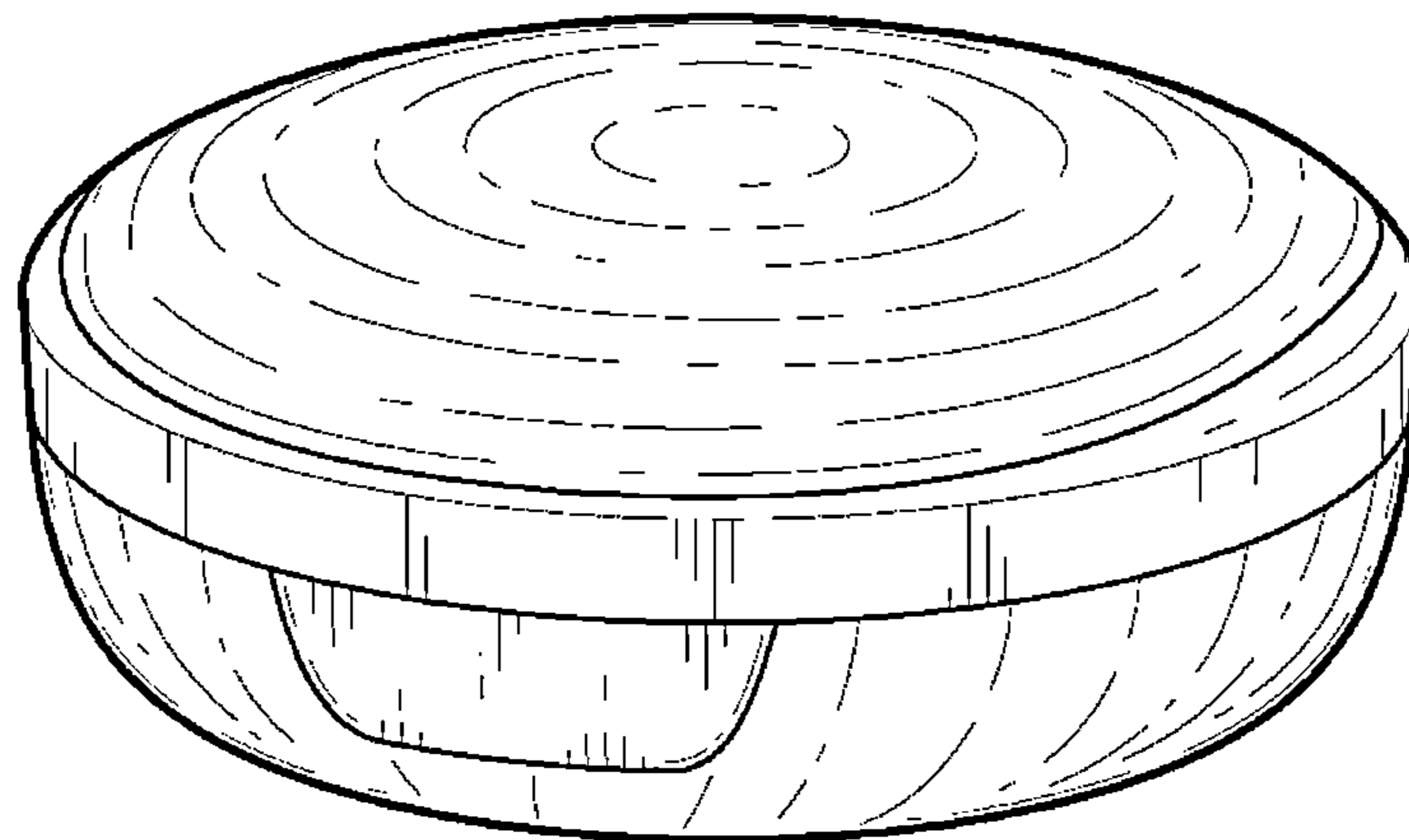


Fig. 2

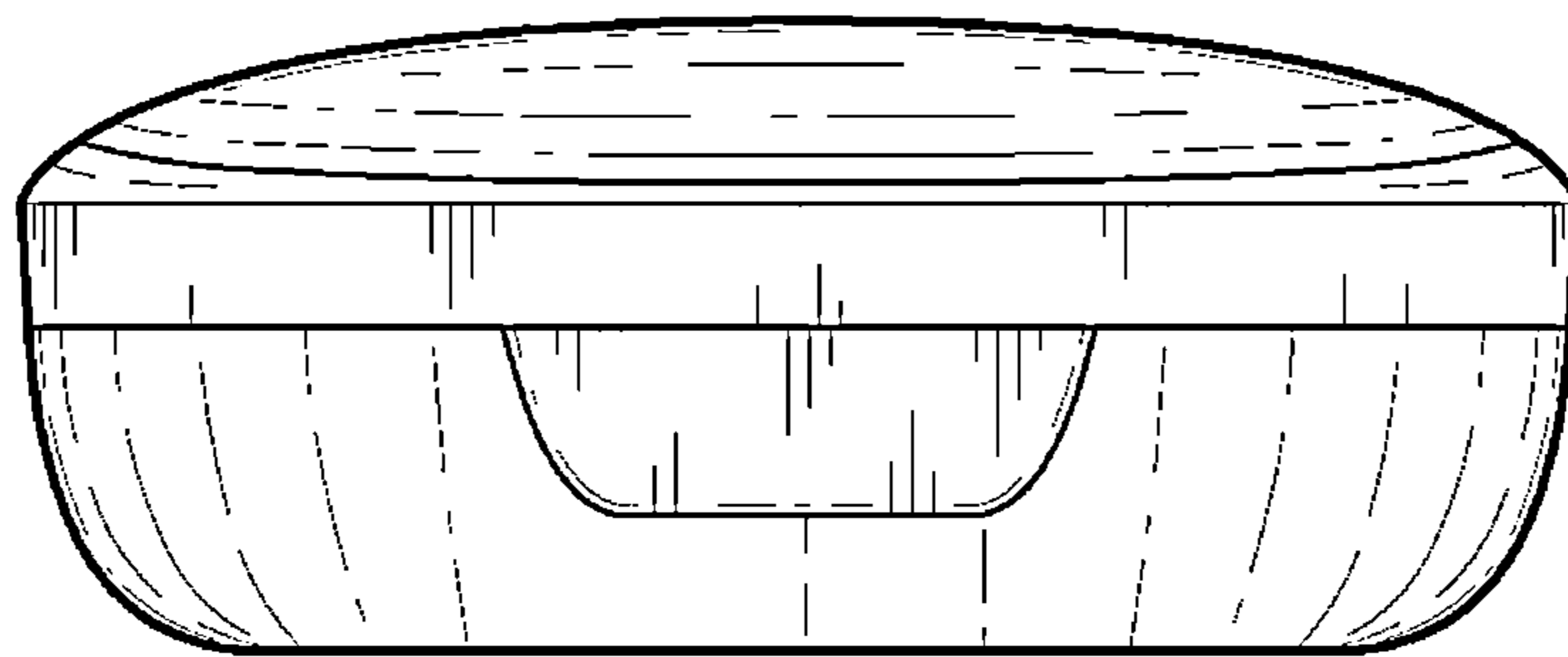


Fig. 3

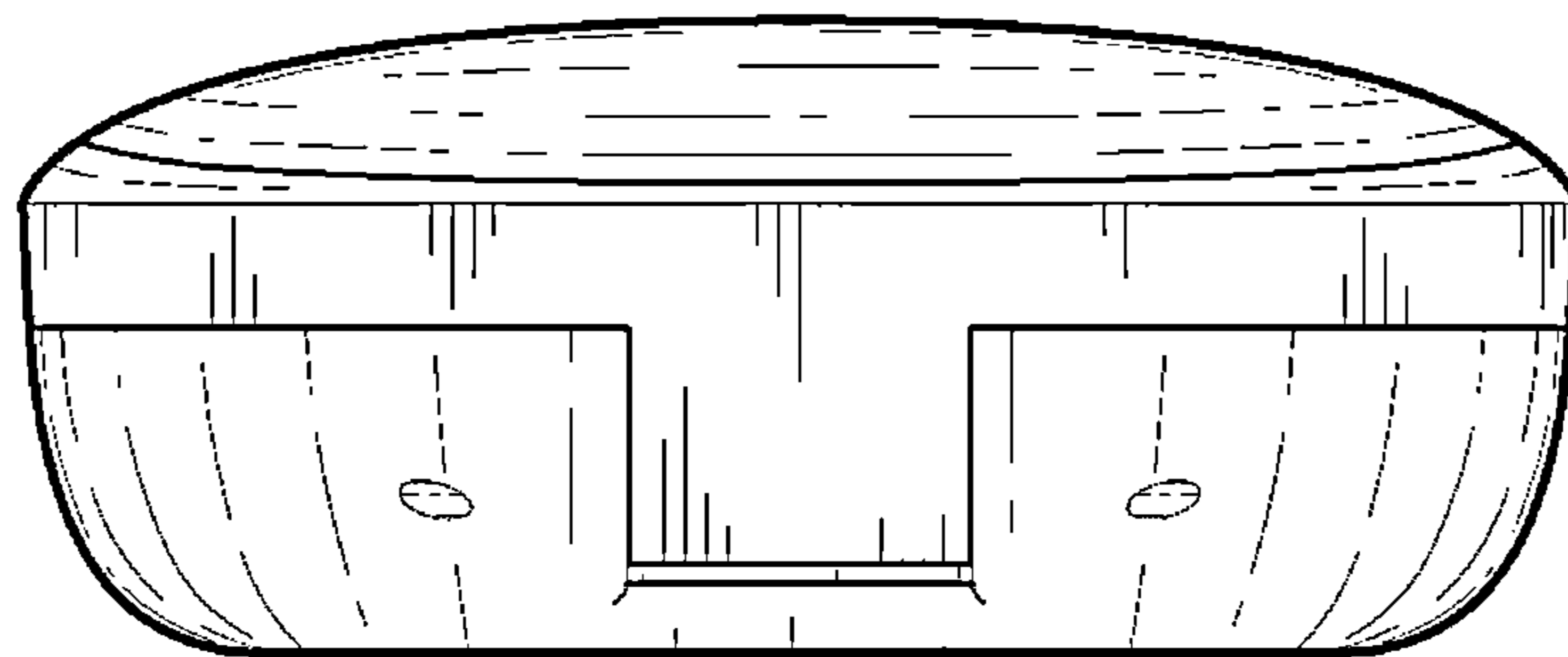


Fig. 4

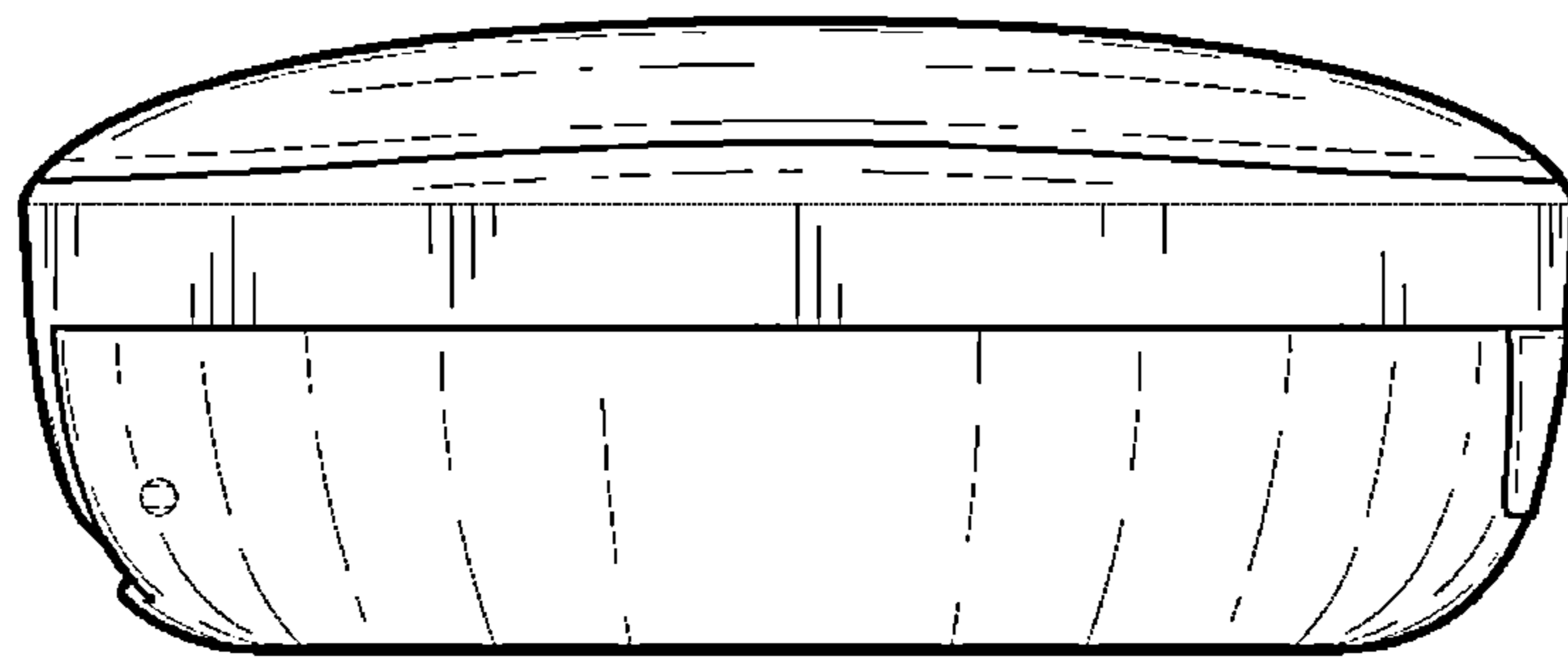


Fig. 5

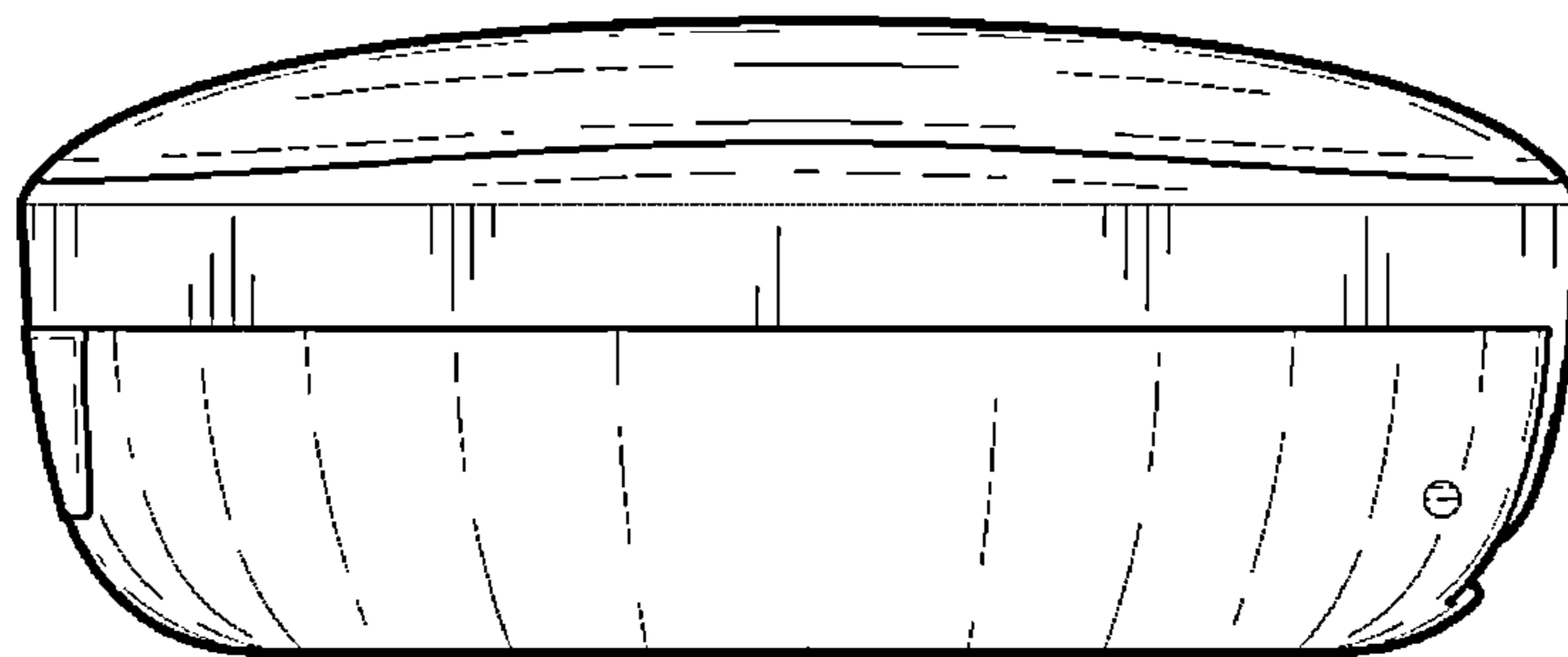


Fig. 6

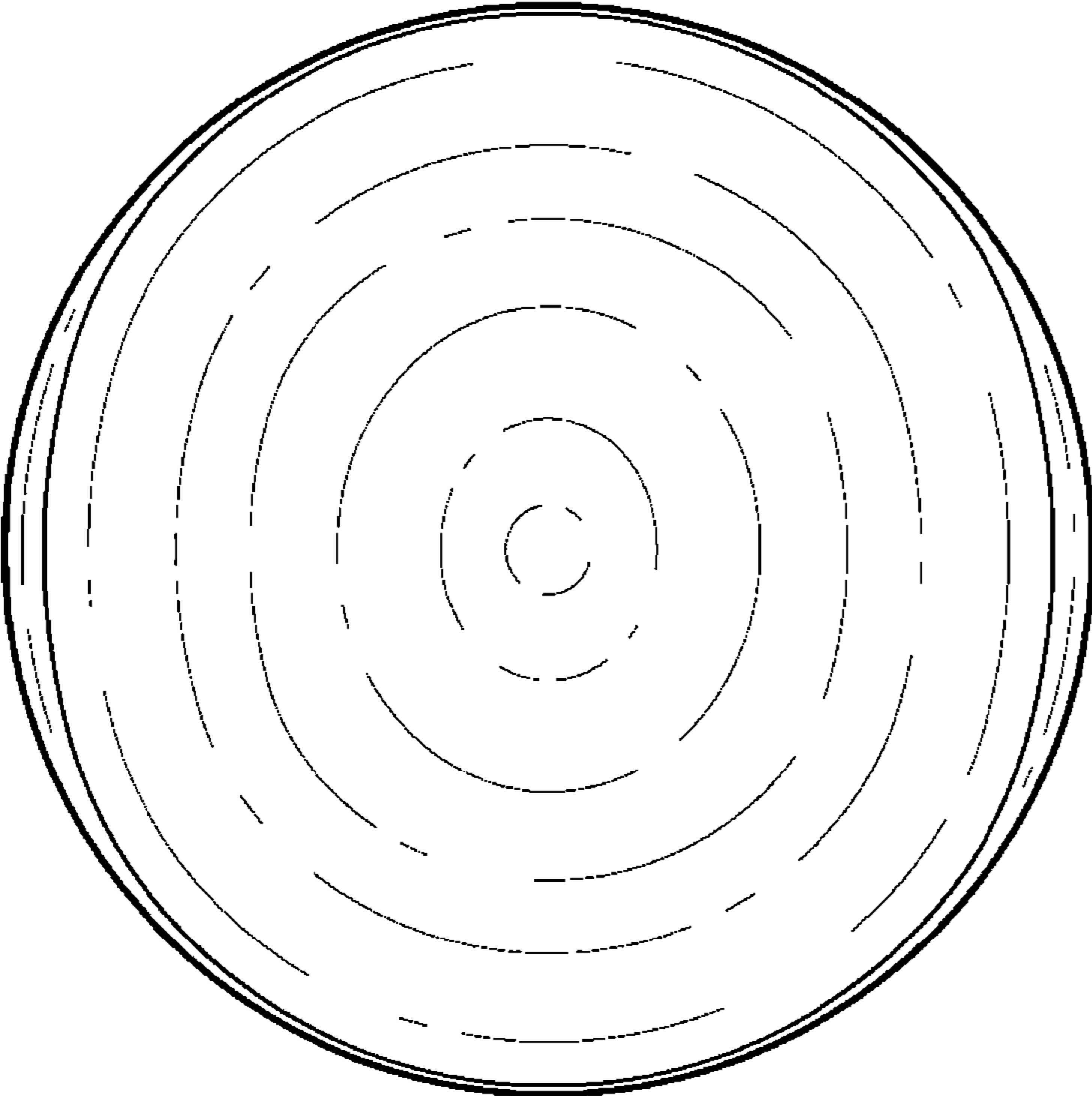


Fig. 7

