



US00D724780S

(12) **United States Design Patent**
Wu

(10) **Patent No.:** **US D724,780 S**
(45) **Date of Patent:** **** Mar. 17, 2015**

- (54) **ELECTRONIC CIGARETTE**
- (71) Applicant: **Shenzen Smaco Technology Limited**,
Shenzen (CN)
- (72) Inventor: **Yangyang Wu**, Shenzen (CN)
- (73) Assignee: **Shenzhen Smaco Technology Limited**,
Shenzhen, Guangdong Province (CN)
- (**) Term: **14 Years**
- (21) Appl. No.: **29/460,348**
- (22) Filed: **Jul. 10, 2013**
- (51) **LOC (10) Cl.** **27-01**
- (52) **U.S. Cl.**
USPC **D27/101; D27/163**
- (58) **Field of Classification Search**
CPC A24F 1/02; A24F 1/04; A24F 1/06;
A24F 1/08; A24F 1/10; A24F 1/12; A24F
1/14; A24F 1/22; A24F 9/16; A24F
47/002–47/008; A24F 1/30; A24F 47/00
USPC D27/100–101, 106, 143, 152, 161–172,
D27/183–184, 187, 189, 190, 193–194;
131/220–222, 226, 173, 174, 194,
131/328–330, 270, 273; D7/584, 585;
D9/500, 502; D11/143, 144, 146, 152;
D24/110.5, 110
See application file for complete search history.

(56) **References Cited**

U.S. PATENT DOCUMENTS

D32,151 S *	1/1900	Stevens	D24/110
D56,560 S *	11/1920	Kenneth et al.	D24/110
3,200,819 A *	8/1965	Gilbert	128/202.21
D590,990 S *	4/2009	Hon	D27/101

D590,991 S *	4/2009	Hon	D27/101
D653,803 S *	2/2012	Timmermans	D27/163
D687,181 S *	7/2013	Goch	D27/101
D688,415 S *	8/2013	Kim	D27/101
D688,416 S *	8/2013	Liu	D27/101
D693,053 S *	11/2013	Chen	D27/101
D695,450 S *	12/2013	Benassayag et al.	D27/163
D707,389 S *	6/2014	Liu	D27/194
2006/0021613 A1 *	2/2006	Overlander	128/200.14
2013/0180533 A1 *	7/2013	Kim et al.	131/273
2013/0263869 A1 *	10/2013	Zhu	131/329
2013/0333711 A1 *	12/2013	Liu	131/329

* cited by examiner

Primary Examiner — Susan Bennett Hattan

Assistant Examiner — Janice Hallmark

(74) *Attorney, Agent, or Firm* — Cheng-Ju Chiang

(57) **CLAIM**

The ornamental design for an electronic cigarette, as shown and described.

DESCRIPTION

FIG. 1 is a perspective view of the electronic cigarette of my new design

FIG. 2 is a front elevational view thereof;

FIG. 3 is a rear elevational view thereof;

FIG. 4 is a left side elevational view thereof;

FIG. 5 is a right side elevational view thereof;


FIG. 6 is an enlarged top plan view thereof; and,

FIG. 7 is an enlarged bottom plan view thereof.

The electronic cigarette is shown with a symbolic break in its length. The appearance of any portion of the article between the break lines forms no part of the claimed design.

The broken lines in the drawings illustrate portions of the electronic cigarette which form no part of the claimed design.

1 Claim, 7 Drawing Sheets






FIG. 1




FIG. 2




FIG. 3




FIG. 4




FIG. 5

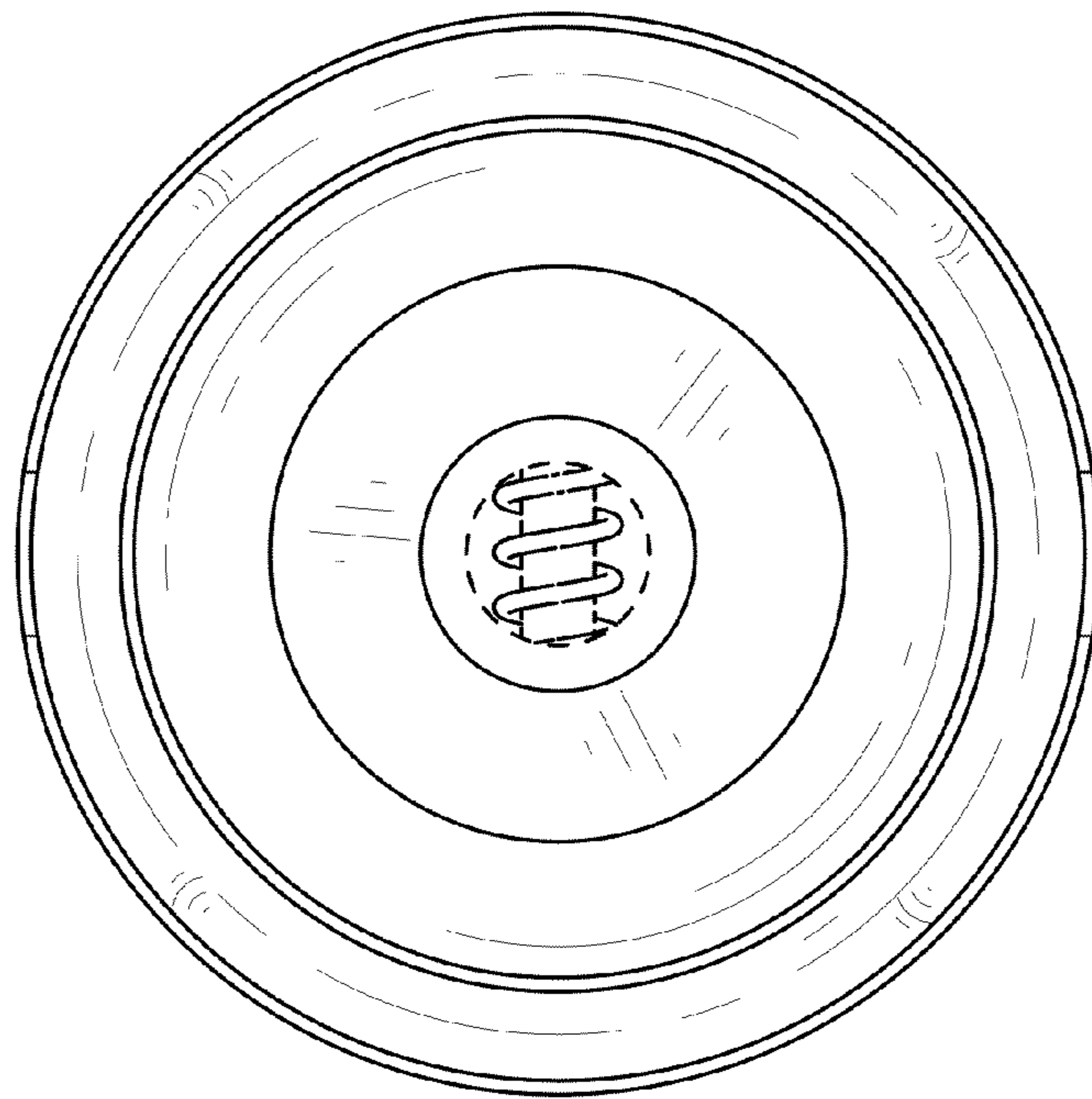


FIG.6

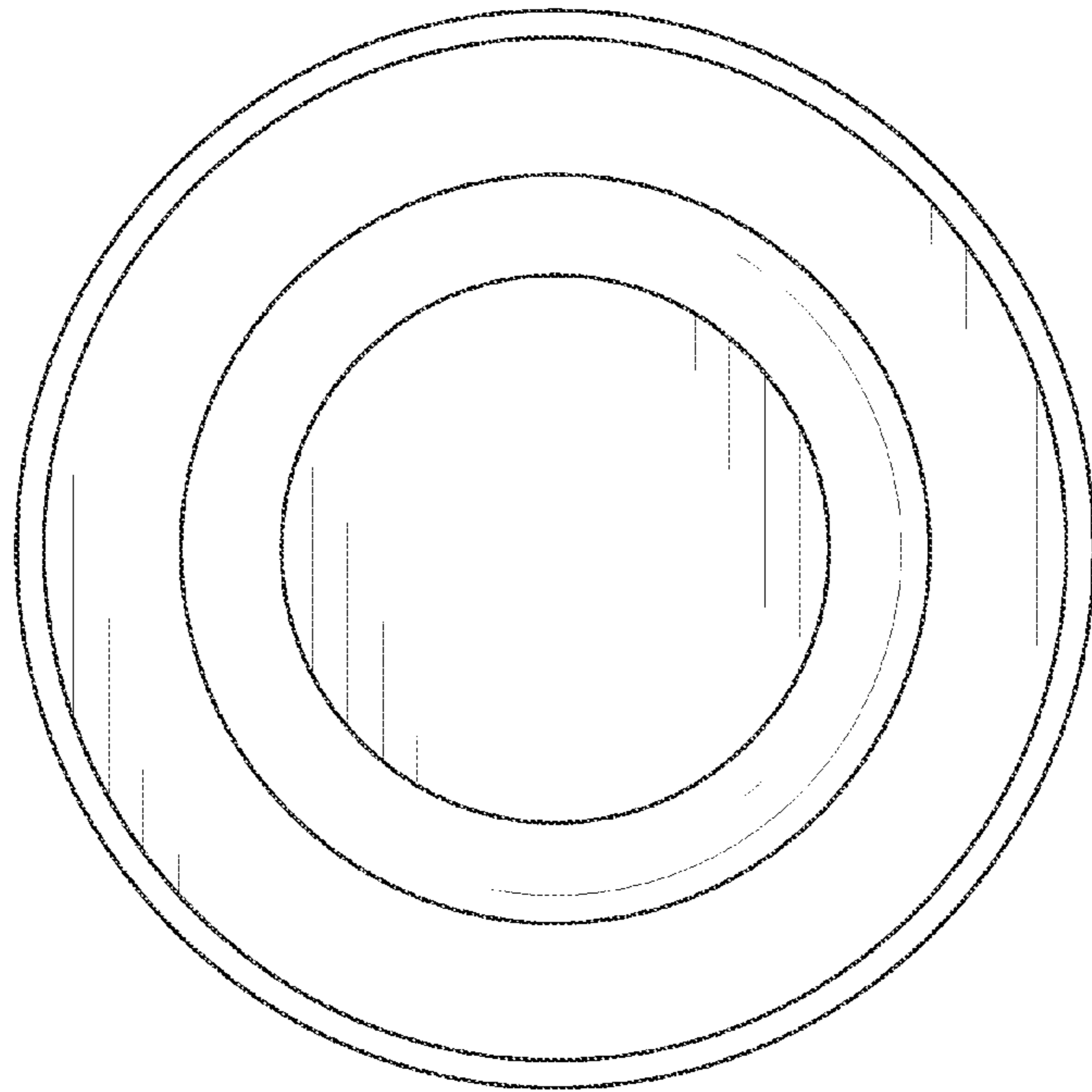


FIG. 7